



PARTS MANUAL

Tunnel Boring Machine

Wheel Machines

360 - 420 - 48SC

BH S/N: F25300F00 - F23700F00 - F19650F00

Publication No. 050018A

Rev No. 041215 R131022

Akkerman Inc. 58256 266th Street Brownsdale, MN 55918
Phone: 507-567-2261 Fax: 507-567-2605 email: akk@akkerman.com

SERVICE • RELIABILITY • INNOVATION

Introduction

This parts manual contains assembly illustrations of the Akkerman Tunnel Boring Machine (TBM). The illustrations in this manual are intended to show typical construction of various parts. In some instances, the details of parts illustrated may not exactly represent their actual appearance, but will help to identify parts performing the same functions. Additional copies of this manual may be purchased from the Akkerman Aftermarket Support Department, or downloaded from the Akkerman web site at www.akkerman.com.

The TBM consists of the boring head, cutter head attachment (dirt head, sand head, quad carbide head, or closed face), conveyor, and target laser stand. Tunnel Boring Machines are articulated and can be steered hydraulically in any direction. The TBMs have powerful hydraulic motors which rotate an inner drum. The cutter head or closed face attachment is connected to the drum. As it turns, the teeth excavate the face and the spoil falls into the drum. Scoops in the drum elevate the spoil onto a conveyor that transfers it to the haul unit for removal. Manual or hydraulically operated torque wings prevent rolling of the machine. With the proper use of a laser, the strictest line and grade requirements can be maintained throughout the pipeline installation.

LOCATING PARTS

This parts manual is organized into 13 sections to help you locate parts information quickly. The first page of each section lists the assemblies within the section.

An Alphabetical Index, Section 12, is provided to help you find the page number of a specific assembly. If a part number is known, the Numerical Index, Section 13, can also be utilized to find the page number of an assembly.

USE GENUINE AKKERMAN PARTS

The use of parts other than genuine Akkerman parts could affect the efficient performance of the Tunnel Boring Machine. ALWAYS use genuine Akkerman parts.

PARTS ORDERING

To order fast, accurate, and reliable parts service, call (800) 533-0386, (507) 567-2261, or fax (507) 567-2605, and provide the following information.

1. Model Number
2. Serial Number
3. Part Number, Description, and Quantity
4. Shipping Preference

MEASUREMENTS

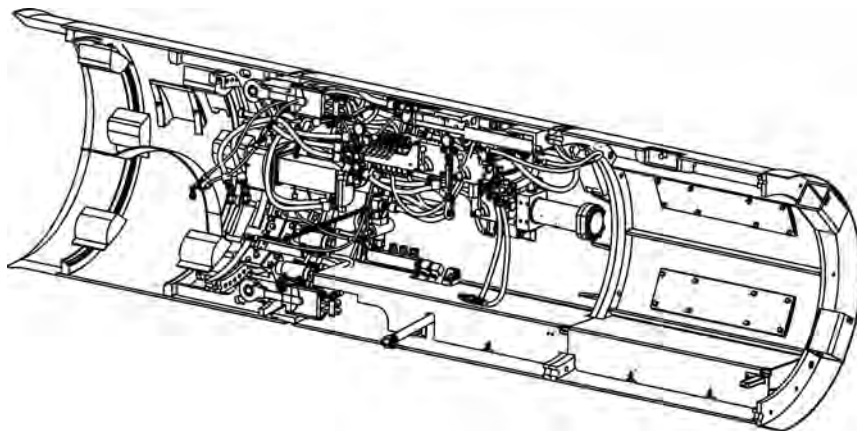
The unit of measure in this manual is in inches unless indicated otherwise.

HARDWARE SPECIFICATION

All Akkerman products are assembled with SAE Grade 8 bolts, nuts, and washers unless otherwise indicated. ALWAYS use matched fastener hardware when replacing or repairing the unit.

If you find any errors in this manual or have suggestions for improvement, please let us know. Email your comments via the Akkerman web site (Contact Us web page), or mail your suggestions to: Akkerman Inc., ATTN: Technical Publications, 58256 266th Street, Brownsdale, MN, 55918

Akkerman Inc. reserves the right to improve its product without notice or obligation.



Tunnel Boring Machine

NOTES



Contents

General Information	1
Decals	2
Structurals	3
Operator Controls	4
Electrical	5
Hydraulics	6
Valves	7
Motors	8
Pumps	9
Cylinders	10
Miscellaneous / Conveyors	11
Alphabetical Index	12
Numerical Index	13

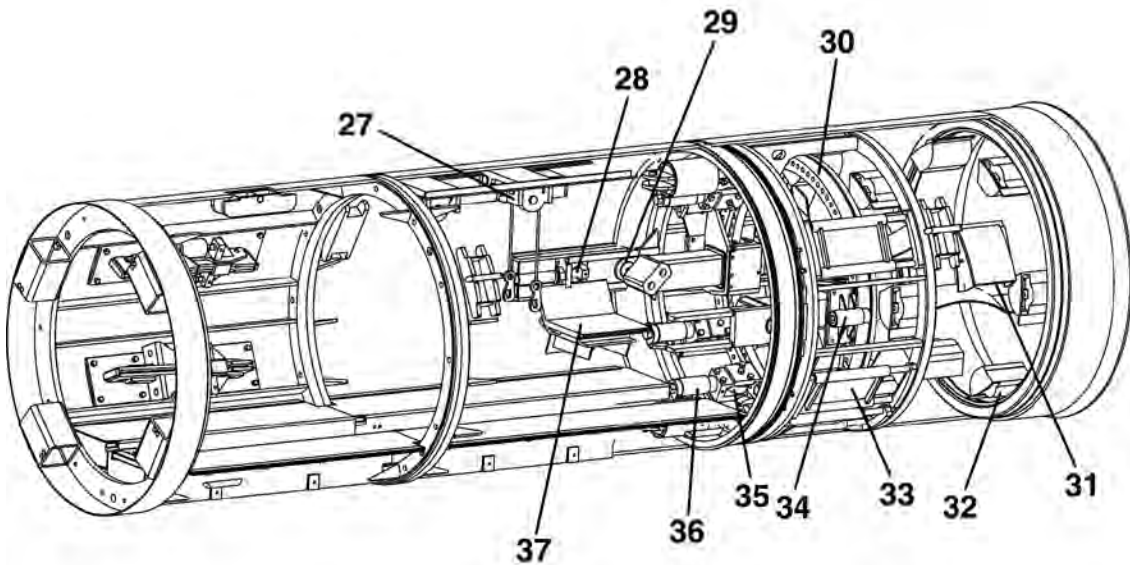
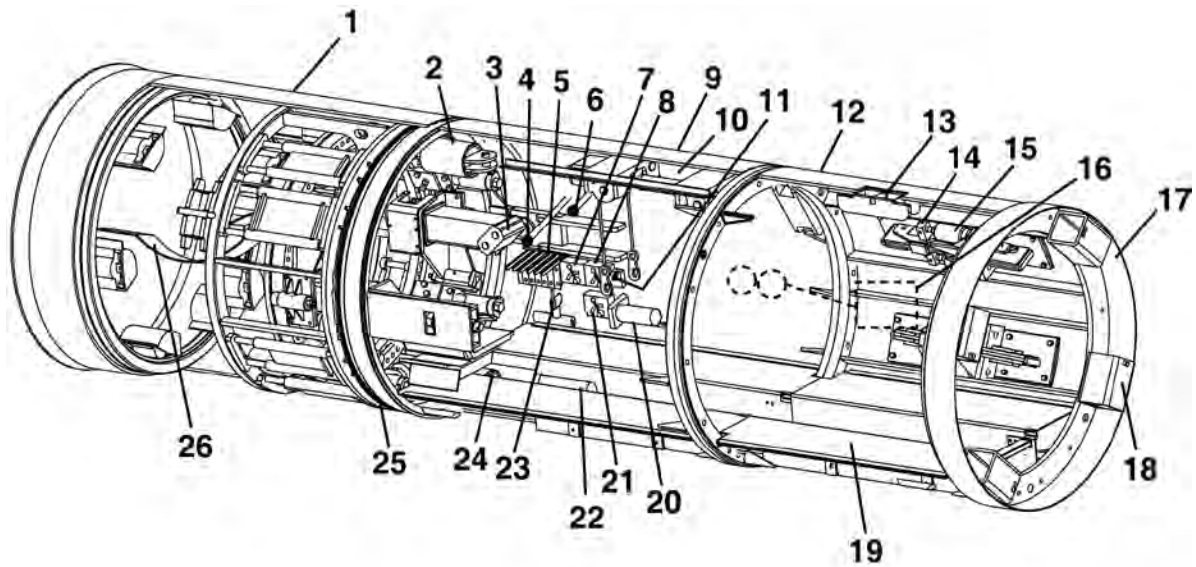
NOTES



General Information

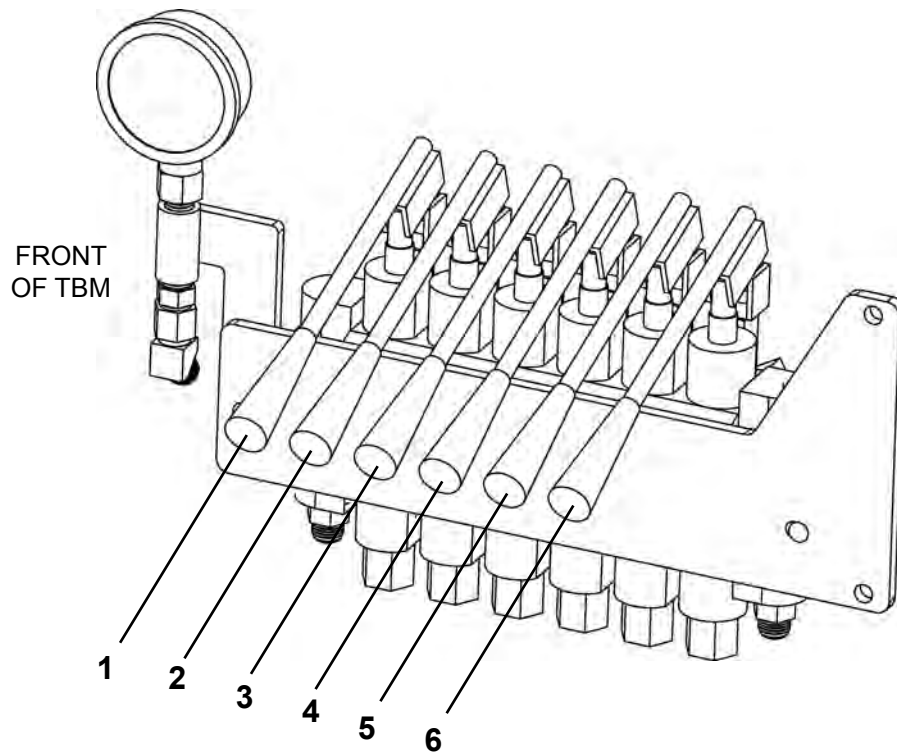
Terminology	2
Tunnel Boring Machine	2
TBM Control Valve	3
Cutter Head Attachments	
Dirt Head	4
Sand Head	4
Quad Carbide Head	4
Closed Face	4
Conveyor	
Belt	5
Screw	6
Laser Light Stand	7

TUNNEL BORING MACHINE



- | | | |
|--------------------------------|---------------------------------|--|
| 1. Front Drum & Drive Assembly | 14. Dirt Wing Assembly | 27. Conveyor Lift |
| 2. Steering Cylinder (Top) | 15. Dirt Wing Cylinder | 28. Steering Adjustment (Side to Side) |
| 3. Drive Motor | 16. Gas Detection System | 29. Steering Link |
| 4. Inner Drum Control | 17. Bell End Ring | 30. Gear Ring |
| 5. TBM Control Valve | 18. Push Block | 31. Dirt Scoop |
| 6. Conveyor Drive Control | 19. Floor Assembly | 32. Drum Roller |
| 7. Conveyor Speed Control | 20. Pressure Filter (420, 48SC) | 33. Advance Slide Bracket |
| 8. Inner Drum Speed Control | 21. Selector Speed Selector | 34. Idler Roller |
| 9. Mid Drum Assembly | 22. Pressure Filter (360) | 35. Advance Assembly |
| 10. Hydraulic Supply Control | 23. Conveyor Safety Valve | 36. Advance Cylinder |
| 11. Grade/Alignment Control | 24. Steering Cylinder (Bottom) | 37. Operator Seat (420) |
| 12. Dirt Wing Drum Assembly | 25. Steering Joint | |
| 13. Lift Pocket | 26. Dirt Paddle | |

TBM CONTROL VALVE

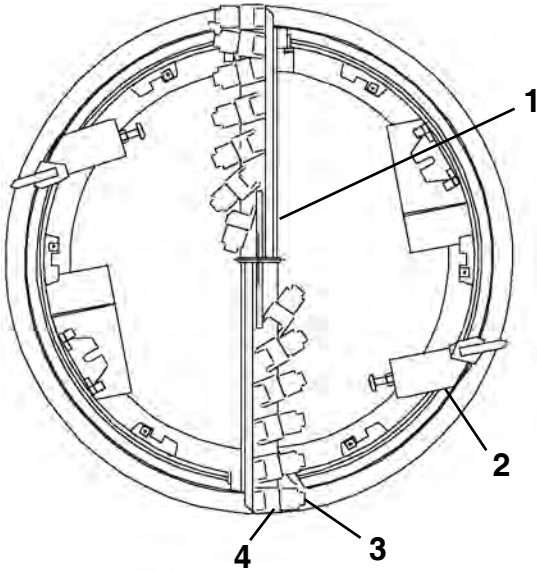


- 1. Inner Drum Advance
- 2. Conveyor Lift
- 3. Steering Cylinders

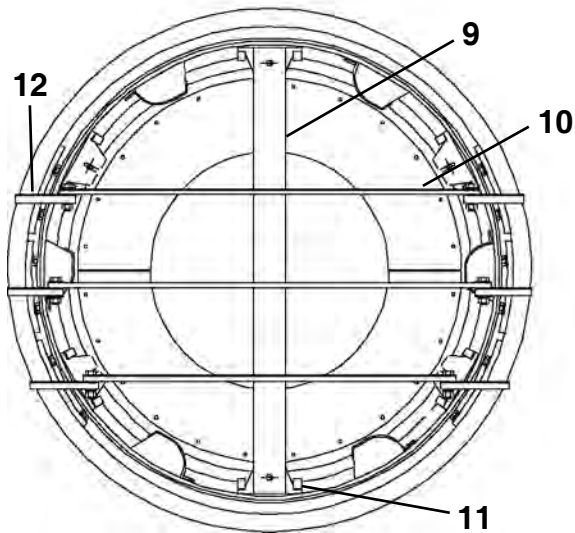
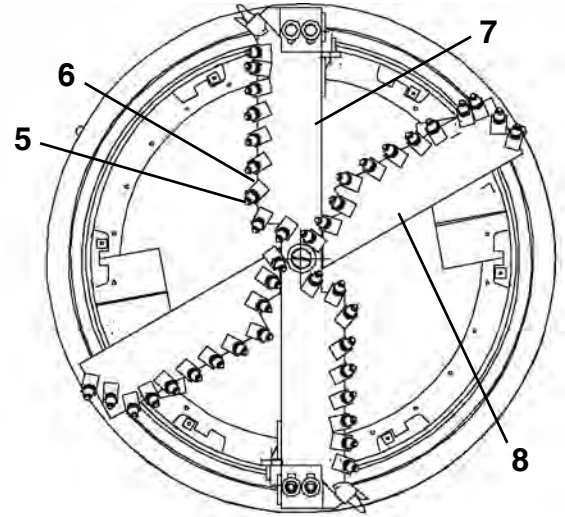
- 4. Auxiliary or Closed Face Attachment Doors
- 5. Dirt Wing Cylinders
- 6. Dirt Wing Cylinders

CUTTER HEAD ATTACHMENTS

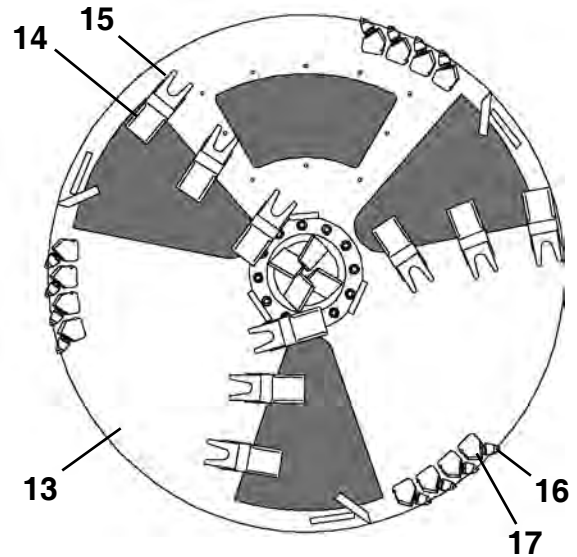
Dirt Head



Quad Carbide Bar Head



Sand Head



Closed Face

Dirt Cutter

1. Cutter Bar
2. Adjustable Cutter
3. Tooth Cutter
4. Tooth Pocket

Quad Carbide Bar Head

5. Carbide Tooth
6. Tooth Holder
7. Cutter Bar Weldment
8. Quad Bar Weldment

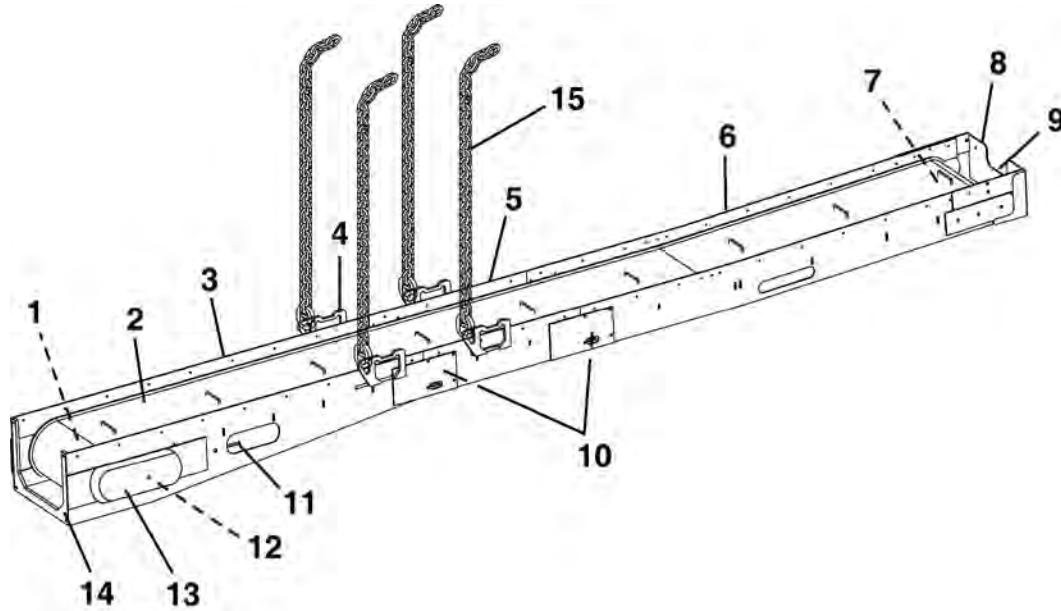
Sand Head

9. Cutter Bar
10. Sand Shelf
11. Cutter Bar Mount
12. Sand Shelf Bracket

Closed Face

13. Closed Face
14. Cutter Tooth
15. Tooth Pocket
16. Cutter Bit
17. Bit Holder

CONVEYOR - BELT

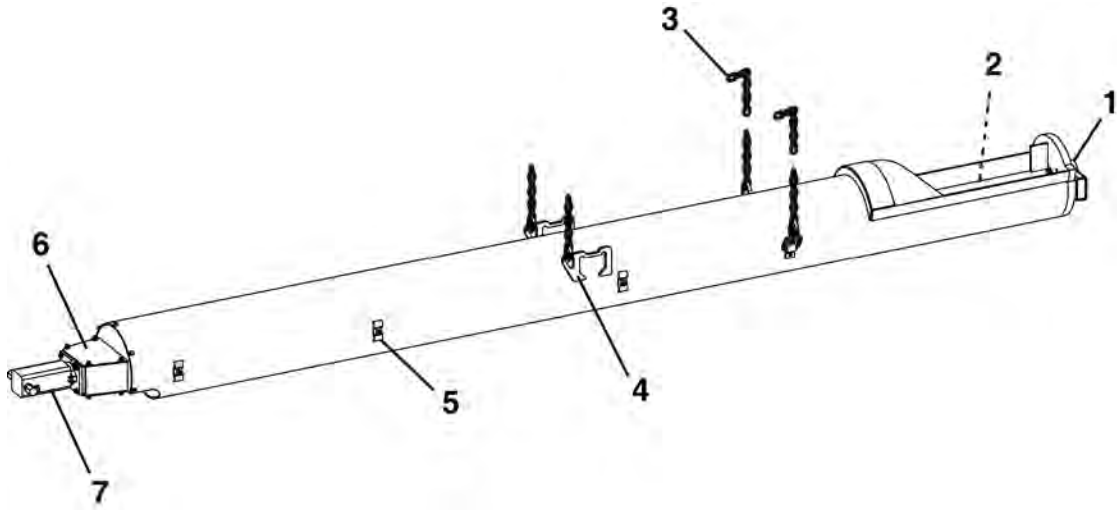


- 1. Drive Motor Frame Assembly
- 2. Belting
- 3. Drive Frame Assembly
- 4. Lift Bracket
- 5. Extension Frame Assembly

- 6. Feed Frame Assembly
- 7. Front Roller Assembly
- 8. Dirt Guard
- 9. Carrier Bearing
- 10. Idler Roller

- 11. Belt Tensioning Screw
- 12. Drive Motor & Roller Assembly
- 13. Conveyor Chain Cover
- 14. Drive Frame Free End Support
- 15. Safety Chain

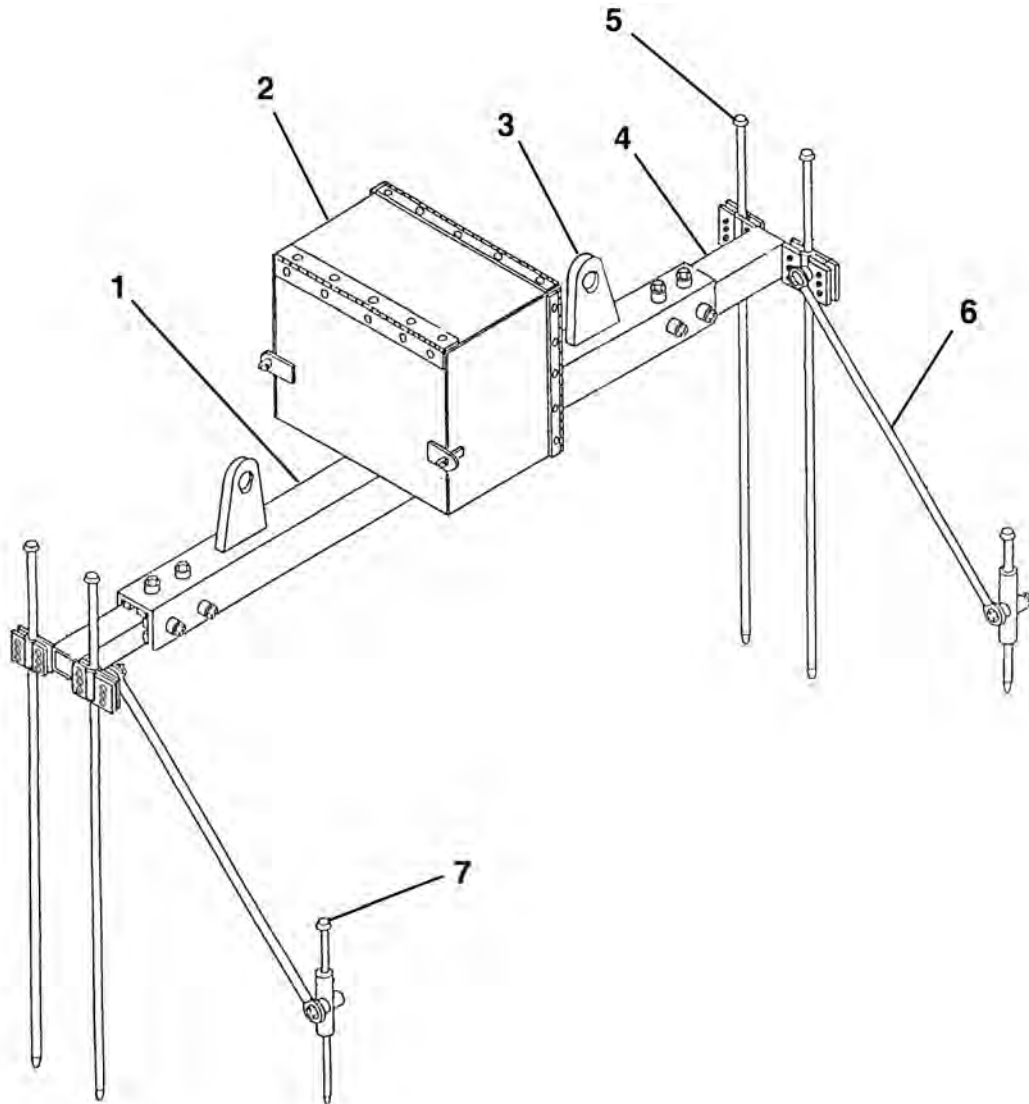
CONVEYOR - SCREW



- 1. Carrier Bearing
- 2. Auger
- 3. Safety Chain
- 4. Lift Bracket

- 5. Hose Clamp
- 6. Motor Mount
- 7. Motor

LASER LIGHT STAND



- 1. Adjustable Frame
- 2. Laser Box Assembly
- 3. Lift Bracket
- 4. Sliding Tube

- 5. Long Stake
- 6. Support Tube
- 7. Short Stake

NOTES

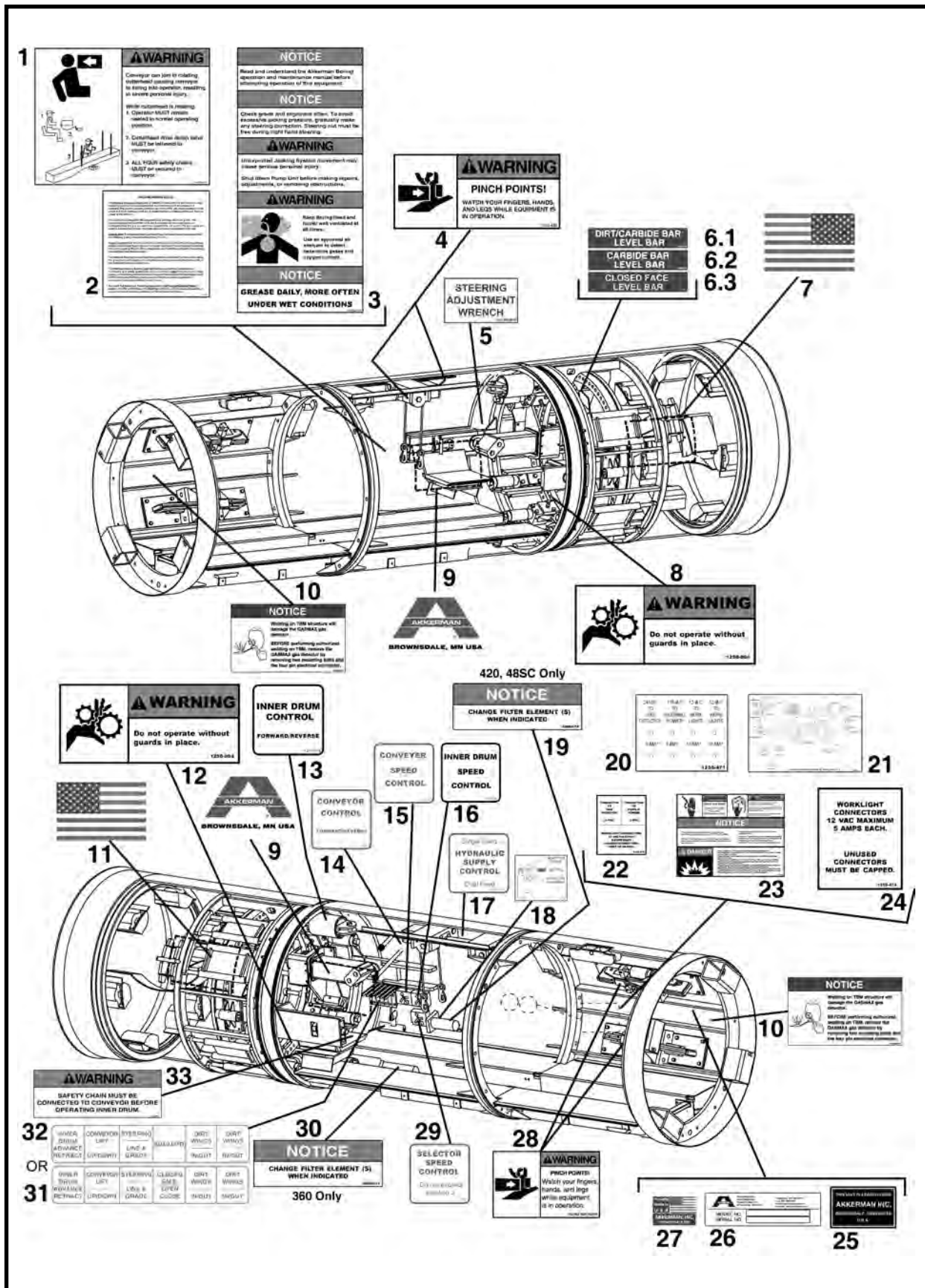


Decals

Tunnel Boring Machine	2
Conveyors	
Belt	4
Screw	5
Laser Light Laser Stand	6
Head Box	7
Closed Face (New Style) Lift Eye	8

TUNNEL BORING MACHINE DECALS

360 - 420 - 48SC



TUNNEL BORING MACHINE DECALS

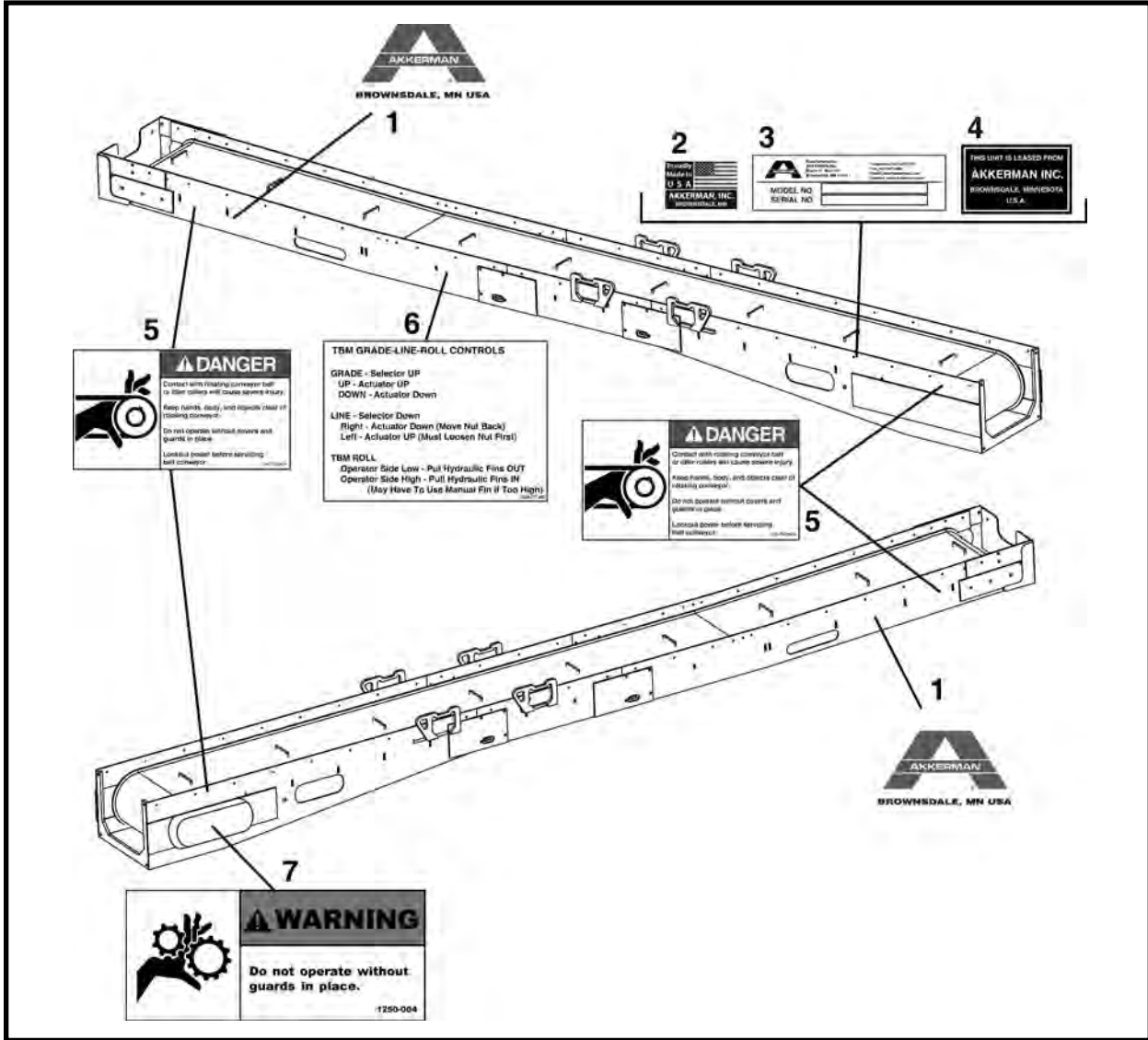
360 - 420 - 48SC

ITEM	QTY	PART NO.	DESCRIPTION
1	1	1250-532a	DECAL, Warning, Conveyor Swing
2	1	1250-581	DECAL, Methane Warning System
3	1	1250-859	DECAL, TBM Warning Notice
4	2	1250-480	DECAL, Warning, Pinch Points
5	1	1251-295	DECAL, Steering Adjustment Wrench
6.1	1	1251-312	DECAL, Dirt/Carbide Level Bar
6.2	1	1251-313	DECAL, Carbide Level Bar
6.3	1	1251-200	DECAL, Closed Face Level Bar
7	1	1251-325	DECAL, USA Flag, Medium - Right
8	1 per Motor	1250-004	DECAL, Warning, Guards Must Be In Place
9	2	1251-245	DECAL, Akkerman, X-Large
10	2	1251-320	DECAL, Notice, Welding Gas Detector Damage
11	2	1250-559	DECAL, USA Flag, Medium - Left
12	2	1250-004	DECAL, Warning, Guards Must Be In Place
13	1	1250-028	DECAL, Inner Drum Control
14	1	1250-029	DECAL, Conveyor Control
15	1	1250-031	DECAL, Conveyor Speed Control
16	1	1250-030	DECAL, Inner Drum Speed Control
17	1	1251-368	DECAL, Hydraulic Supply Control
18	1	1250-007	DECAL, Grade/Alignment Control
19	1	40000-16	DECAL, Notice, Change Filter (420, 48SC Only)
20	1	1250-471	DECAL, Fuse Locator
21	1	1250-470	DECAL, Schematic
22	1	1250-475	DECAL, Connector Designator
23	1	1250-478	DECAL, Danger, Warning, Notice, Gas Detector
24	1	1250-474	DECAL, Work Light Max. Amp.
25*	1	1250-098	DECAL, Lease
26	1	REF	PLATE, Serial Number
27	1	1250-544	DECAL, Made in USA
28	1 per Dirt Wing	1250-562	DECAL, Warning, Pinch Points
29	1	1250-837	DECAL, Selector Speed Control
30	1	40000-16	DECAL, Notice, Change Filter (360 Only)
31	1	1250-652	DECAL, Control Valve (with Closed Face)
32	1	1250-651	DECAL, Control Valve (without Closed Face)
33	1	1250-006	DECAL, Warning, Safety Chain Connected To Conveyor

* Note: Decal used only on leased equipment.

BELT CONVEYOR DECALS

1015 - 1215

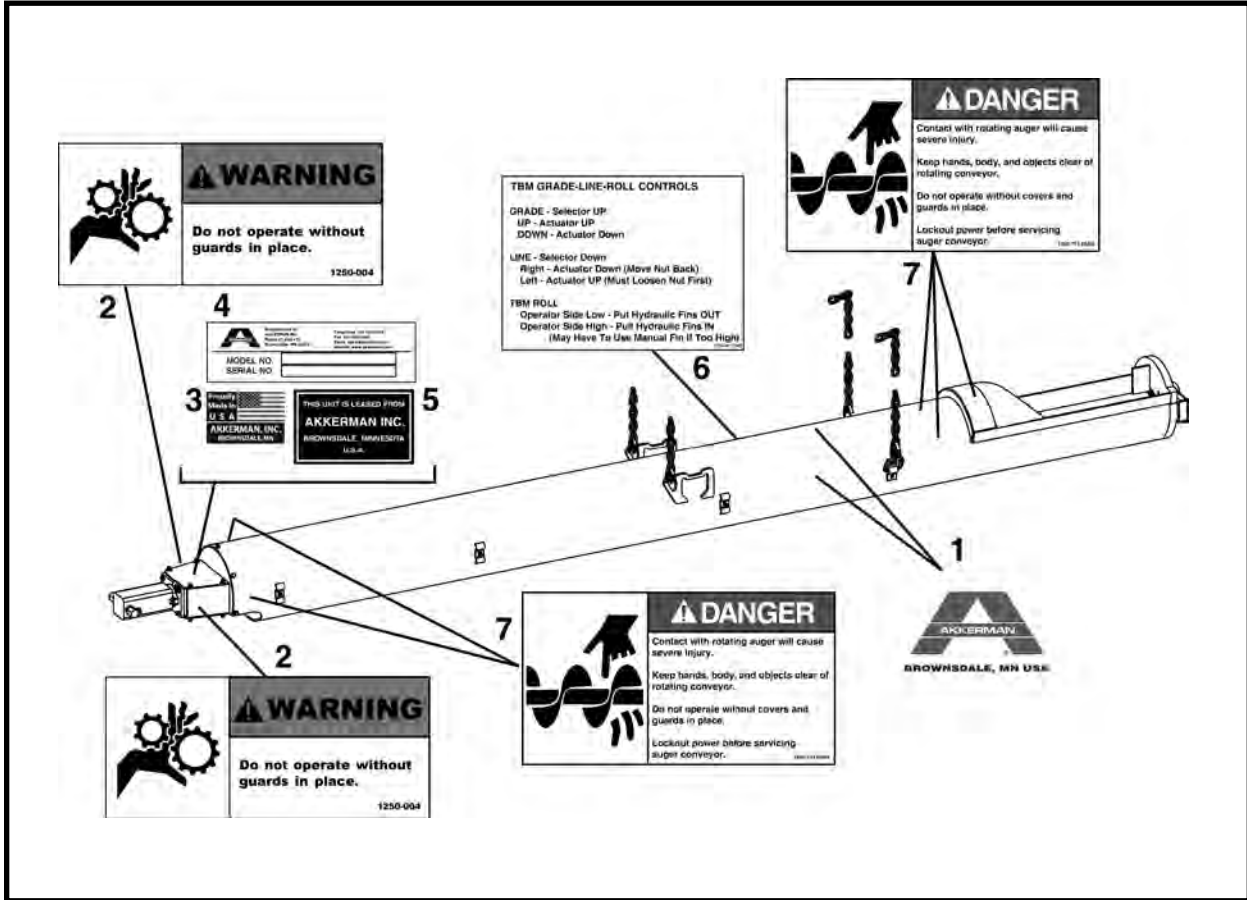


ITEM	QTY	PART NO.	DESCRIPTION
1	2	1251-246	DECAL, Akkerman, Large
2	1	1250-544	DECAL, Made In USA
3	1	REF	PLATE, Serial Number
4*	1	1250-098	DECAL, Lease
5	4	1250-750	DECAL, Danger Rotating Belt Conveyor
6	1	1250-577	DECAL, TBM Steering Controls
7	1	1250-004	DECAL, Warning, Guards Must Be In Place

* Note: Decal used only on leased equipment.

SCREW CONVEYOR DECALS

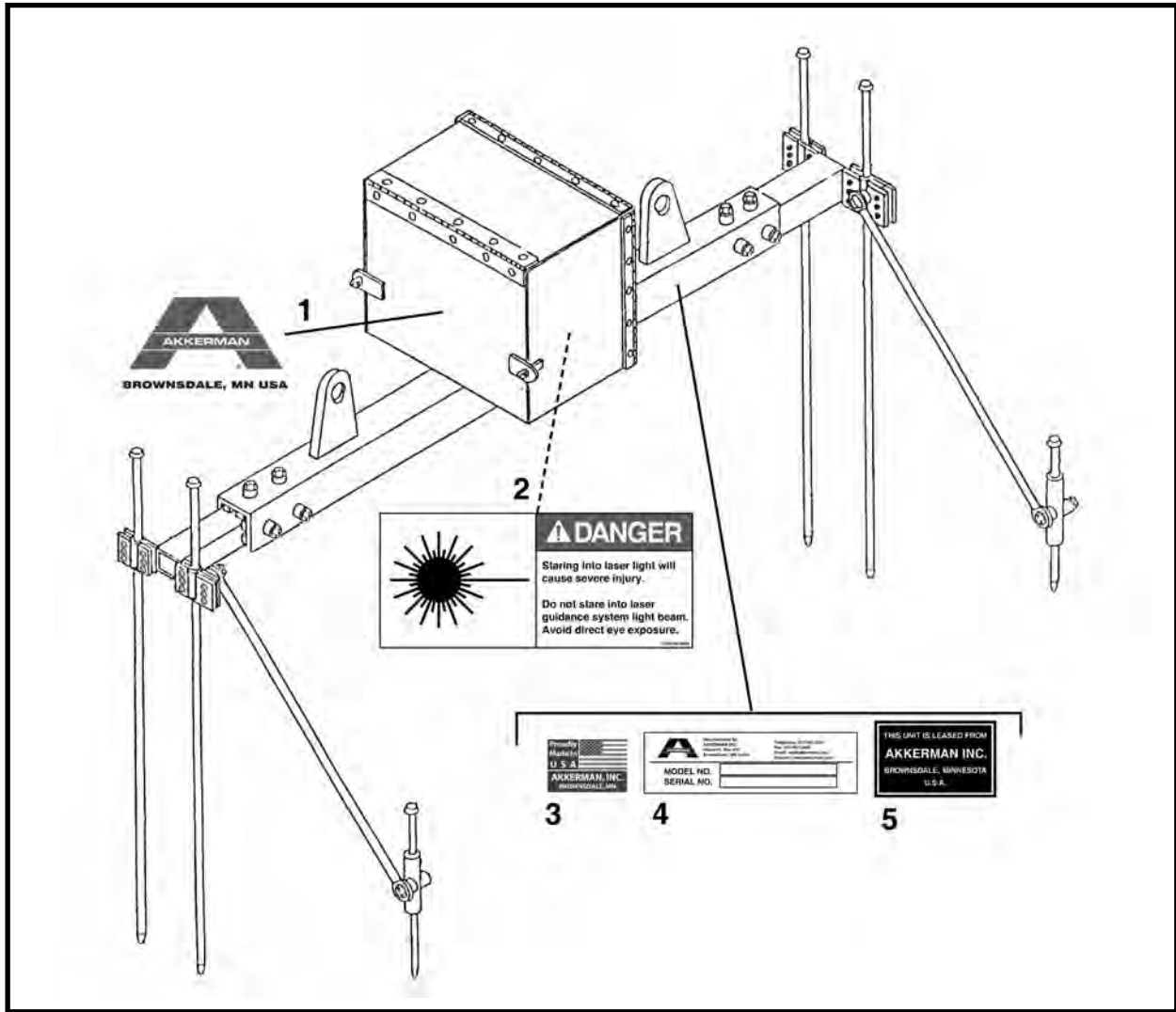
120



ITEM	QTY	PART NO.	DESCRIPTION
1	2	1251-246	DECAL, Akkerman, Large
2	2	1250-004	DECAL, Warning, Guards Must Be In Place
3	1	1250-544	DECAL, Made In USA
4	1	REF	PLATE, Serial Number
5*	1	1250-098	DECAL, Lease
6	1	1250-577	DECAL, TBM Steering Controls
7	5	1250-751	DECAL, Danger Rotating Auger Conveyor

* Note: Decal used only on leased equipment.

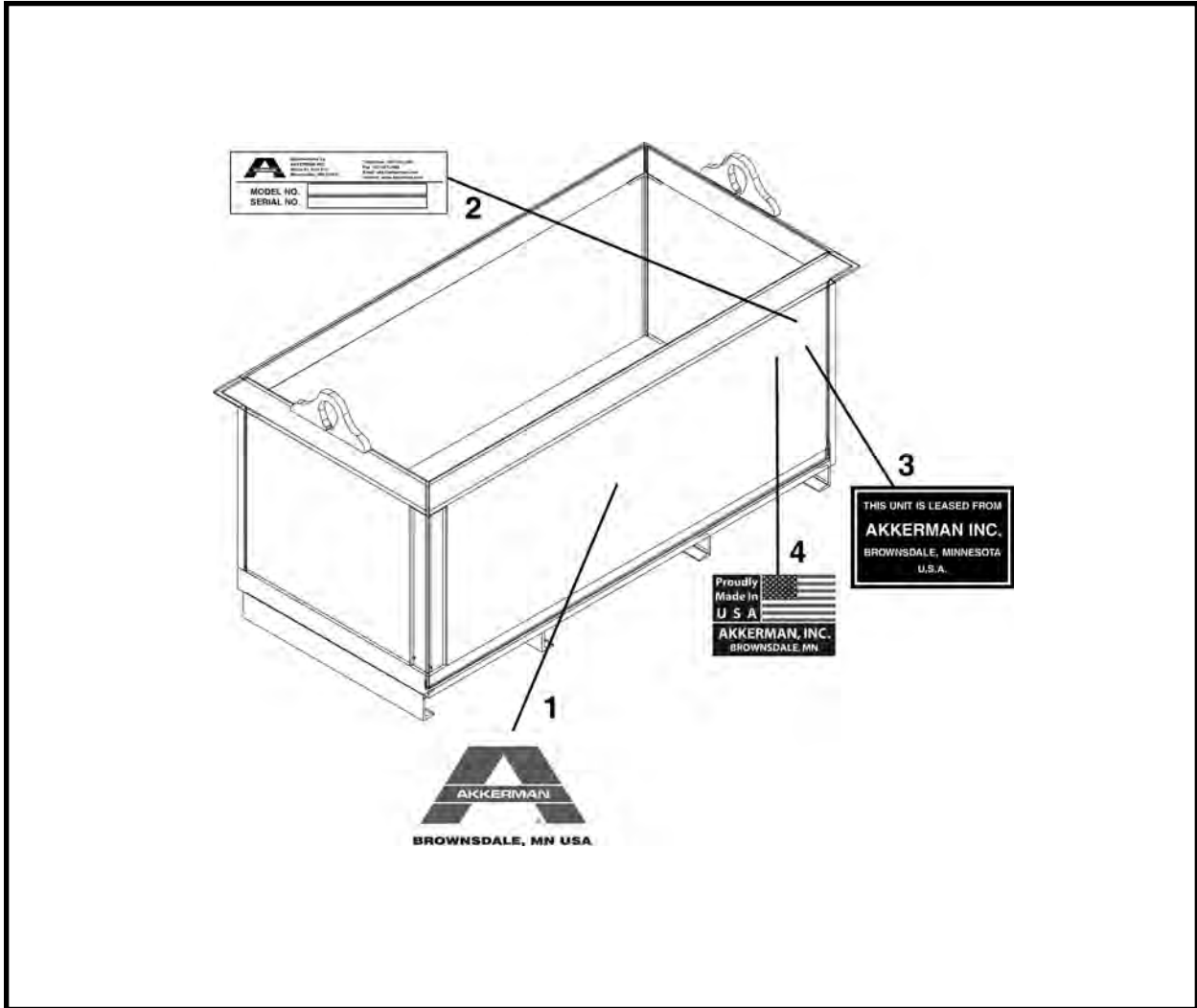
LASER LIGHT STAND DECALS



ITEM	QTY	PART NO.	DESCRIPTION
1	2	1251-246	DECAL, Akkerman, Large
2	2	1250-749	DECAL, Danger, Laser Light
3	1	1250-544	DECAL, Made In USA
4	1	REF	PLATE, Serial Number
5*	1	1250-098	DECAL, Lease

* Note: Decal used only on leased equipment.

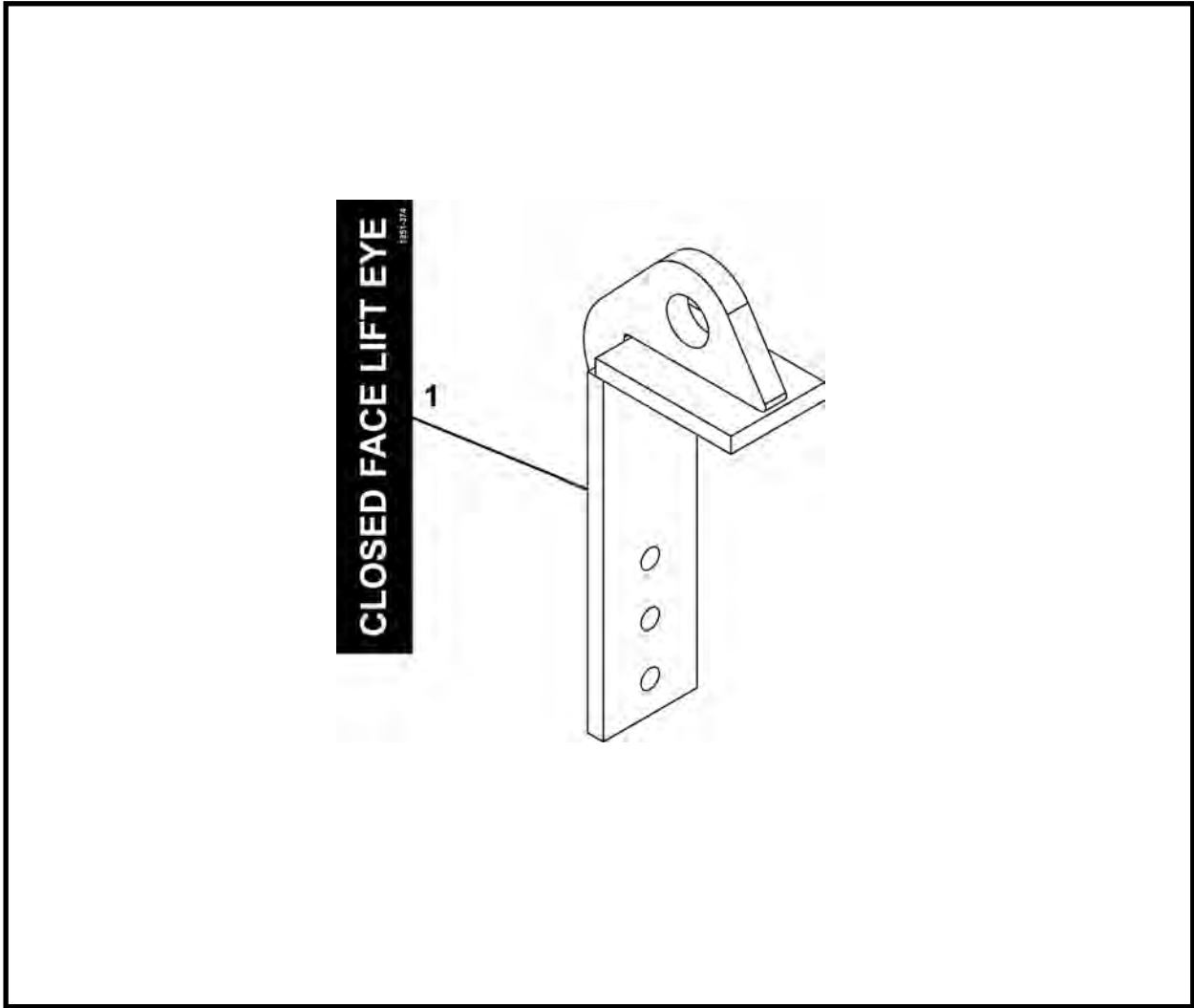
HEAD BOX DECALS



ITEM	QTY	PART NO.	DESCRIPTION
1	2	1251-246	DECAL, Akkerman, Large
2	1	REF	PLATE, Serial Number
3	1	1250-544	DECAL, Made In USA
4*	1	1250-098	DECAL, Lease

* Note: Decal used only on leased equipment.

CLOSED FACE LIFT EYE DECAL
CLOSED FACE (NEW STYLE)



ITEM	QTY	PART NO.	DESCRIPTION
1	1	1251-374	DECAL, Closed Face Lift Eye



Structurals

TBM Frame

Final Assembly	3
Front Drum & Drive Assembly	4
Inner Drum Assembly	5
Inner Drum Weldment	6
Bulkhead Seal & Door Assembly	8
Bulkhead Seal Assembly	9
Gear Ring Assembly	10
Drum Roller Assembly, 026435A	
360: (SN F25300F00-05 & Before); 420: (SN F23700F00-15 & Before);	
and 48SC: (SN F19650F00-11 & Before)	12
Drum Roller Assembly, 022132A	
360: (SN F25300F00-06 & After); 420: (SN F23700F00-16 & After);	
and 48SC: (SN F19650F00-12 & After)	13
Drum Roller Assembly, 011845A00	14
Dirt Scoop Assembly	15
Dirt Paddle Assembly	16
Drum Advance Standard Assembly, 026140A	18
Thrust Roller Assembly, 001296A02	19
Motor Assembly, 013814A00	20
Idler Roller Assembly, 001231A01	21
Motor Option, 030064A	22
Drum Advance For Motor Assembly, 026145A	24
Thrust Roller Assembly, 001296A02	25
Mid Drum Assembly	26
Conveyor Lift Assembly, 025315A00	27
Seat Assembly, 003695A00	28
Dirt Wing Drum Assembly	29
Hydraulic Dirt Wing (CW) Assembly, 011555A00	30
Hydraulic Dirt Wing (CCW) Assembly, 011556A00	31
Steering Cylinder & Link Assembly	32
Floor Assembly	34
Bell End Ring Assembly (360-420)	35

TBM Attachments, Laser Light Stand, and Conveyors continued on next page.

Structurals (continued)

TBM Attachments

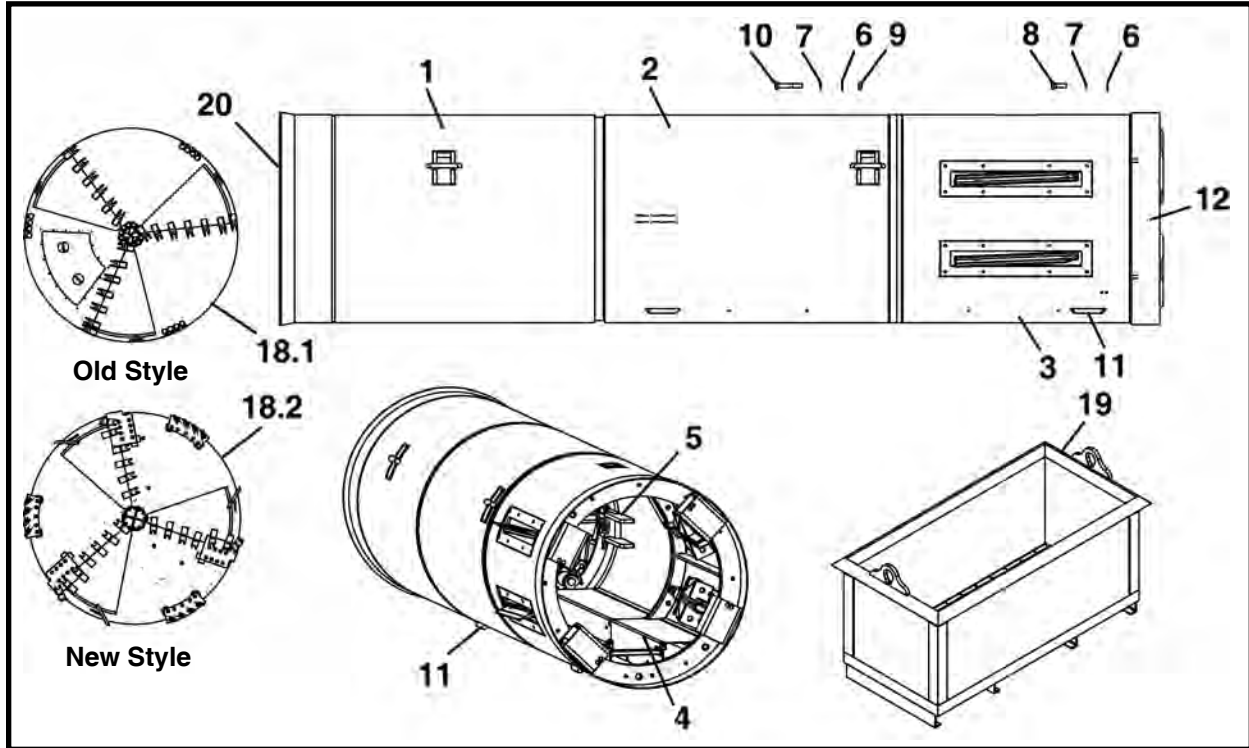
Dirt Head Assembly	36
Sand Head Assembly	38
Sand Shelf Assembly	39
Quad Carbide Cutter Bar Assembly	40
Closed Face	
Old Style	
Closed Face Assembly	41
Closed Face Mounting & Weld Assembly	42
Front Face Weldment	44
Rotary Hub Assembly, 018700A00	45
New Style	
Closed Face Assembly	46
Front Face Assembly	48
Rotary Hub Assembly, 027562A	49
Rubber Paddle Assembly, 016735A	50

Laser Light Stand

Old Style, F05866F00	52
New Style, F21675F	53

Conveyors See Section 11 Miscellaneous/Conveyors

FINAL ASSEMBLY



ITEM	QTY	360 PART NO.	420 PART NO.	48SC PART NO.	DESCRIPTION
0	1	F25300F00	F23700F00	F19650F00	FINAL ASSEMBLY
1*	1	025302A00	023702A00	019652A00	ASSEMBLY, Front Drum & Drive
2*	1	025303A00	023703A00	019653A00	ASSEMBLY, Mid Drum
3*	1	025304A00	023704A00	019654A00	ASSEMBLY, Dirt Wing Drum
4*	1	025314A00	023720A00	026205A	ASSEMBLY, Floor
5*	1	025310A00	023706A00	019659A00	ASSEMBLY, Steering Cylinder & Link
6	26	P0040-012	P0040-012	P0040-012	WASHER, Flat 3/4
7	26	P0045-012	P0045-012	P0045-012	WASHER, Lock 3/4
8	13	P0001-12-009	P0001-12-009	P0001-12-009	BOLT, 3/4 UNC x 2.25
9	13	P0003-12-000	P0003-12-000	P0003-12-000	NUT, 3/4
10	13	P0001-12-018	P0001-12-018	P0001-12-018	BOLT, 3/4 UNC x 4.5
11	4	002279P01	002279P01	002279P01	GUIDE, Skid
12*	1	025377A	023710A00	-	ASSEMBLY, Bell End Ring
12	1	-	-	014000A01	ADAPTOR, Steel Casing
13**	1	016400A	016400A	016400A	ASSEMBLY, Electrical System
14.1***	1	026580A00	026580A00	026580A00	ASSEMBLY, Hydraulic System NPT
14.2***	1	+025340A	^030060A	~029948A	ASSEMBLY, Hydraulic System ORB
15*	1	004870A01	030328A	030331A	ASSEMBLY, Dirt Head
16*	1	004869A01	004642A01	006283A01	ASSEMBLY, Sand Head
17*	1	010515A00	009354A01	019745A	ASSEMBLY, Quad Carbide Head
18.1*	0	F25325F00	023900A00	019710A00	ASSEMBLY, Closed Face (Old)
18.2*	0	-	F23990F	F16600F	ASSEMBLY, Closed Face (New)
19	1	010350A00	010350A00	010350A00	BOX, Head
20****	24	P0033-10-024	P0033-10-024	P0033-10-024	SCREW, SH Set 5/8 UNC x 1.5

* Refer to this section for parts information.

** Refer to Section 5, Electrical for parts information.

*** Refer to Section 6, Hydraulics for parts information.

**** Add to cutting ring with Loctite®, flush with ID to prevent dirt buildup in the sand head mounting holes.

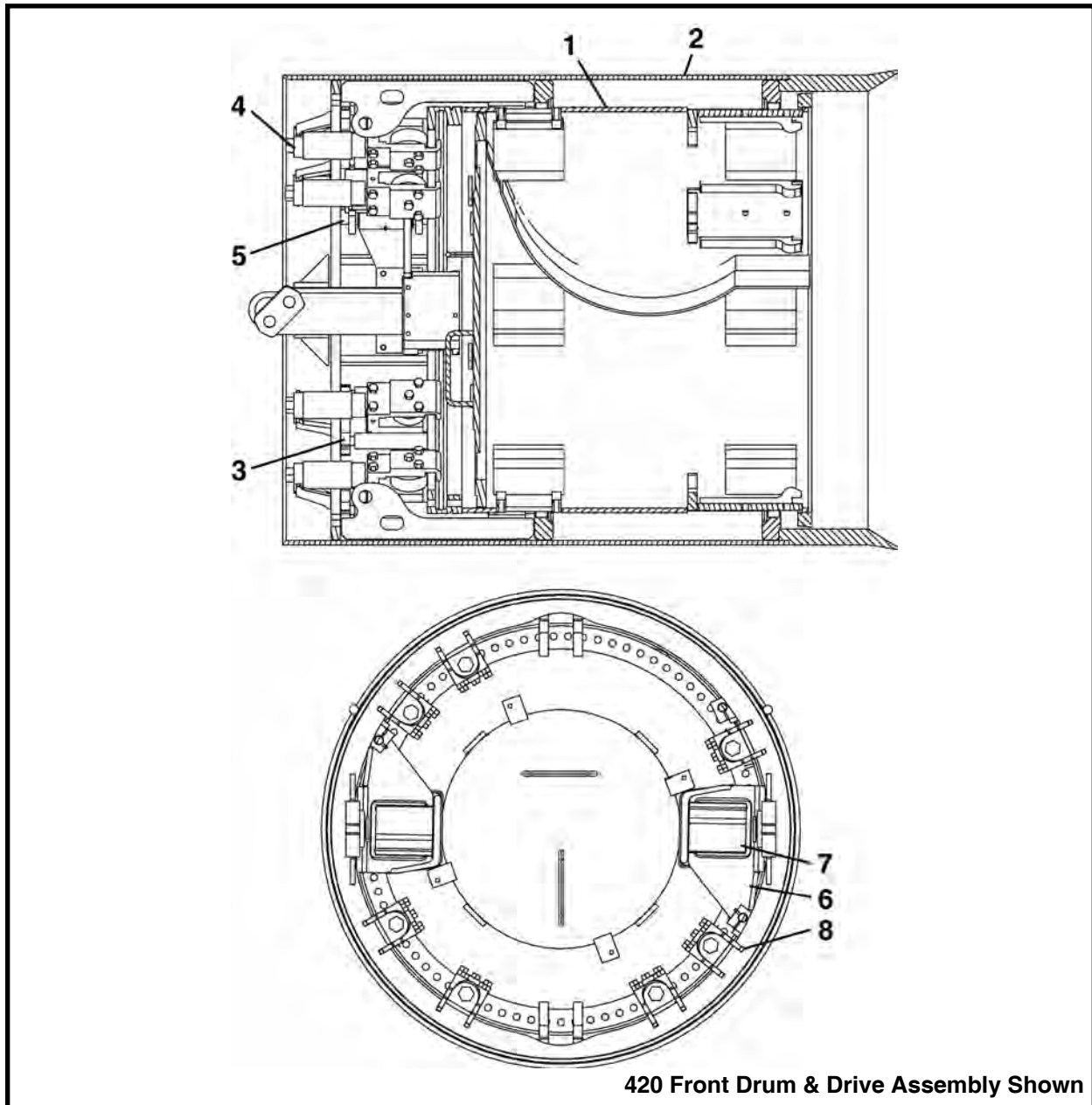
+ Hydraulic System 360 SN 5 & After

^ Hydraulic System 420 SN 15 & After

~ Hydraulic System 48SC SN 12 & After

TBM360-420-48SCpm050018A-025300f00_revF-G-H

FRONT DRUM & DRIVE ASSEMBLY

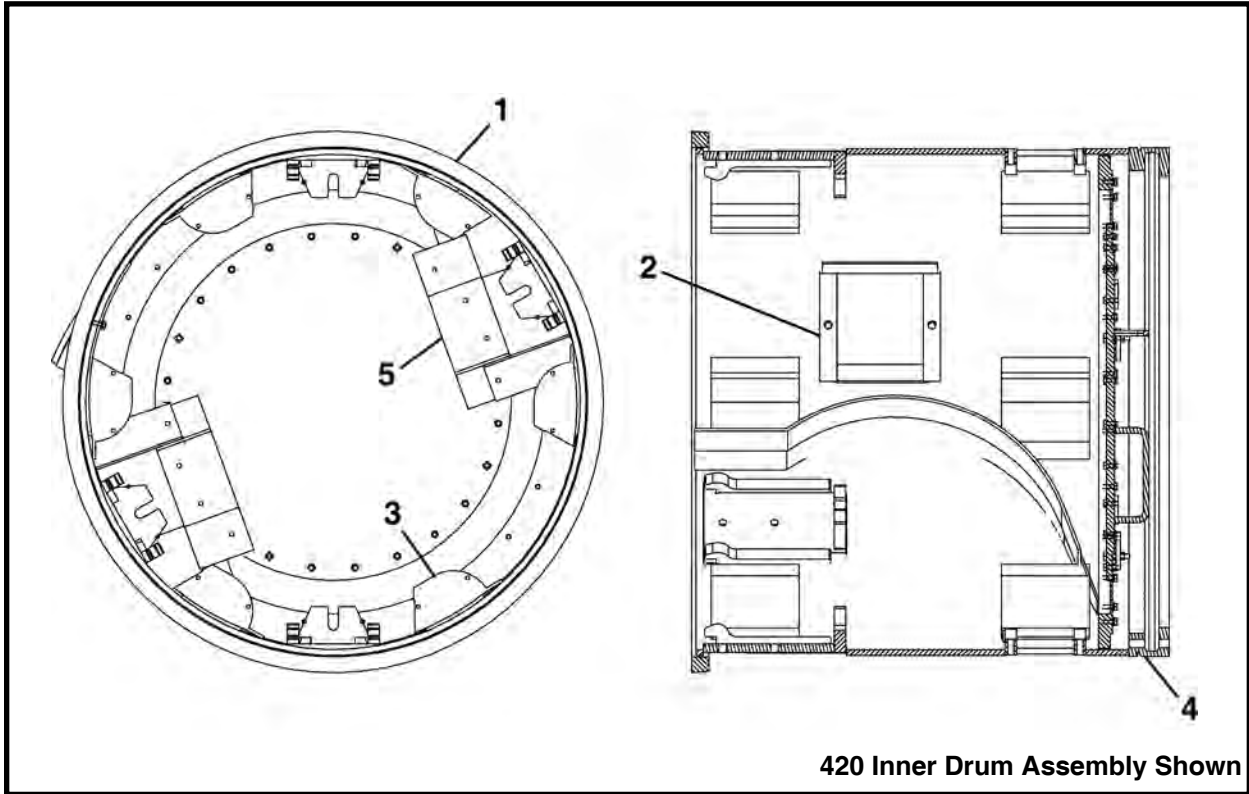


ITEM	QTY	360 PART NO.	420 PART NO.	48SC PART NO.	DESCRIPTION
0	1	025302A00	023702A00	019652A00	FRONT DRUM & DRIVE ASSEMBLY
1*	1	025309A00	023705A00	019657A00	ASSEMBLY, Inner Drum
2	1	002842A03	023711A00	019655A00	WELDMENT, Front Drum
3	12/8/8	025348P	013782P	013765P	MOUNT, Drum Advance Assembly
4*	6/4/4	026140A	026140A	026140A	ASSEMBLY, Drum Advance
5	4/6/6	025349P	013781P	013770P	MOUNT, Drum Advance w/Motor
6	2	008639A00	009196A00	008639A00	BRACKET, Motor (Includes item 6a)
6a	1	P0063-001	P0063-001	P0063-001	FITTING, Grease 1/4 (not shown)
7*	2	013814A00	013814A00	013814A00	ASSEMBLY, Motor
7a*	0/1/1	-	030064A	030064A	MOTOR OPTION
8*	2/3/3	026145A	026145A	026145A	DRUM ADVANCE, for Motor Assembly

* Refer to this section for parts information.

NOTE: An optional motor is available for the 420 and 48SC TBMs. Refer to item 7a.

INNER DRUM ASSEMBLY



ITEM	QTY	360 PART NO.	420 PART NO.	48SC PART NO.	DESCRIPTION
0	1	025309A00	023705A00	019657A00	ASSEMBLY, Inner Drum
1*	1	002844A01	023715A00	019658A00	WELDMENT, Inner Drum
2*	1	002517A00	002289A00	002289A00	ASSEMBLY, Dirt Scoop
3.1*	8/12/10	026435A	026435A	026435A	ASSEMBLY, Drum Roller
3.2*	0/10/10	-	022132A	022132A	ASSEMBLY, Drum Roller
4*	1	009438A00	009211A01	014010A00	ASSEMBLY, Gear Ring
5*	2	020821A	020825A	020829A	ASSEMBLY, Dirt Paddle

* Refer to this section for parts information.

NOTE:

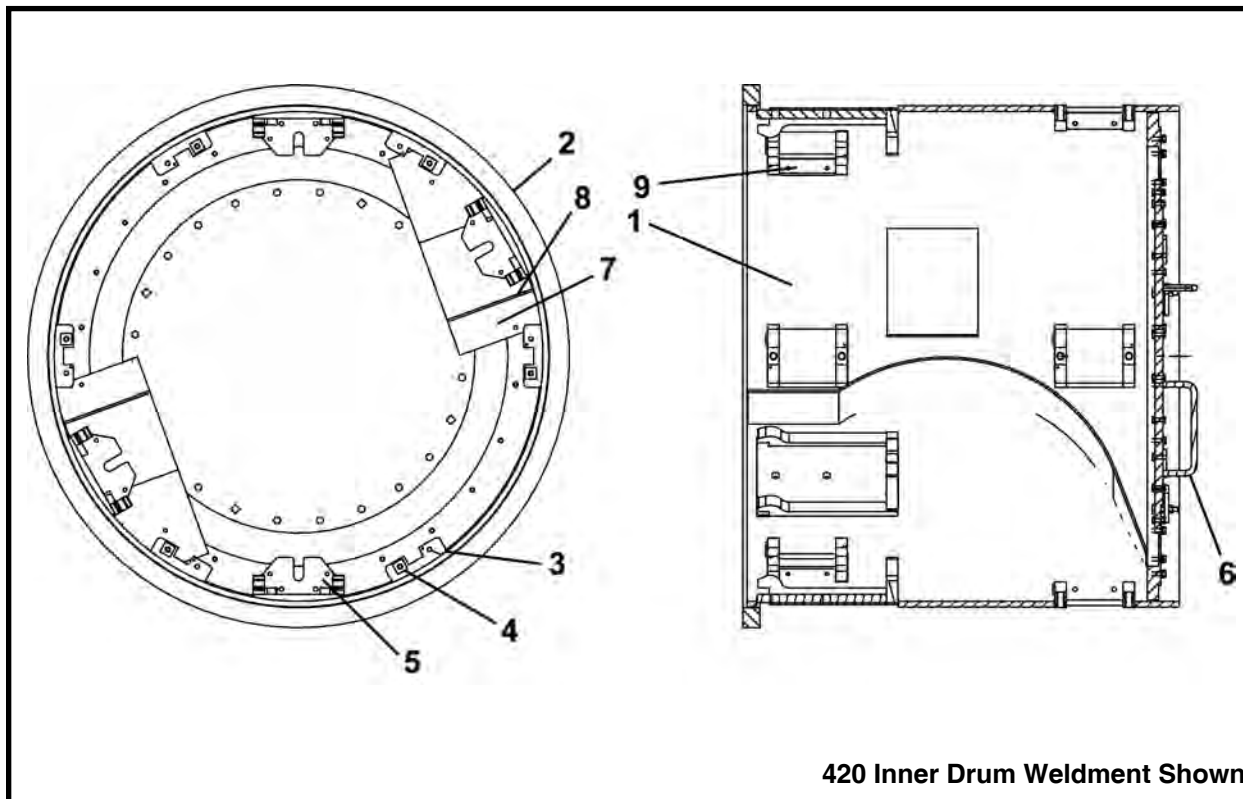
3.1: Part number 026435A, Drum Roller Assembly is used on the following TBMs:

360: SN F25300F00-05 & Before; 420: SN F23700F00-15 & Before; 48SC: F19650F00-11 & Before

3.2: Part number 022132A, Drum Roller Assembly is used on the following TBMs:

420: SN F23700F00-16 & After; 48SC: F19650F00-12 & After

INNER DRUM WELDMENT



ITEM	QTY	360 PART NO.	420 PART NO.	48SC PART NO.	DESCRIPTION
0	1	002844A01	023715A00	019658A00	WELDMENT, Inner Drum
1.1	1	001725P01	023745P00	019681P00	SKIN, Inner Drum
1.2	1	-	022137P	022138P	SKIN, Inner Drum
2	1	002839P02	023746P00	006310P02	RING, Inner Drum
3.1	16/20/20	011807P00	011807P00	011807P00	MOUNT, Drum Rollers
3.2	0/20/20	-	022186P	022186P	MOUNT, Drum Rollers
4	8/10/10	003924P00	003924P00	003924P00	SPACER MOUNT, Drum Roller
5.1	4	004666A00	004666A00	004666A00	WELDMENT, Cutter Mount
5.2	4	-	022190A	022190A	WELDMENT, Cutter Mount
6	1	019818A00	023718A00	019600A00	ASSEMBLY, Bulkhead Door
7.1	2	009392P00	020827P	020831P	PLATE, Dirt Paddle
7.2	2	020823P	-	-	PLATE, Dirt Paddle
8	2	020832P	020832P	020832P	PLATE, Dirt Paddle, Flat
9.1	0	-	-	-	COVER, Mounting
9.2	0/10/10	-	022185P	022185P	COVER, Mounting

NOTE:

Items 1.1, 3.1, 5.1 and 9.1 apply to the following TBMs:

360: F25300F00-5 & Before; 420: SN F23700F00-15 & Before; 48SC: SN F19650F00-11 & Before

Items 1.2, 3.2, 5.2 and 9.2 apply to the following TBMs:

420: SN F23700F00-16 & After; 48SC: SN F19650F00-12 & After

Item 7.1 applies to the following TBM:

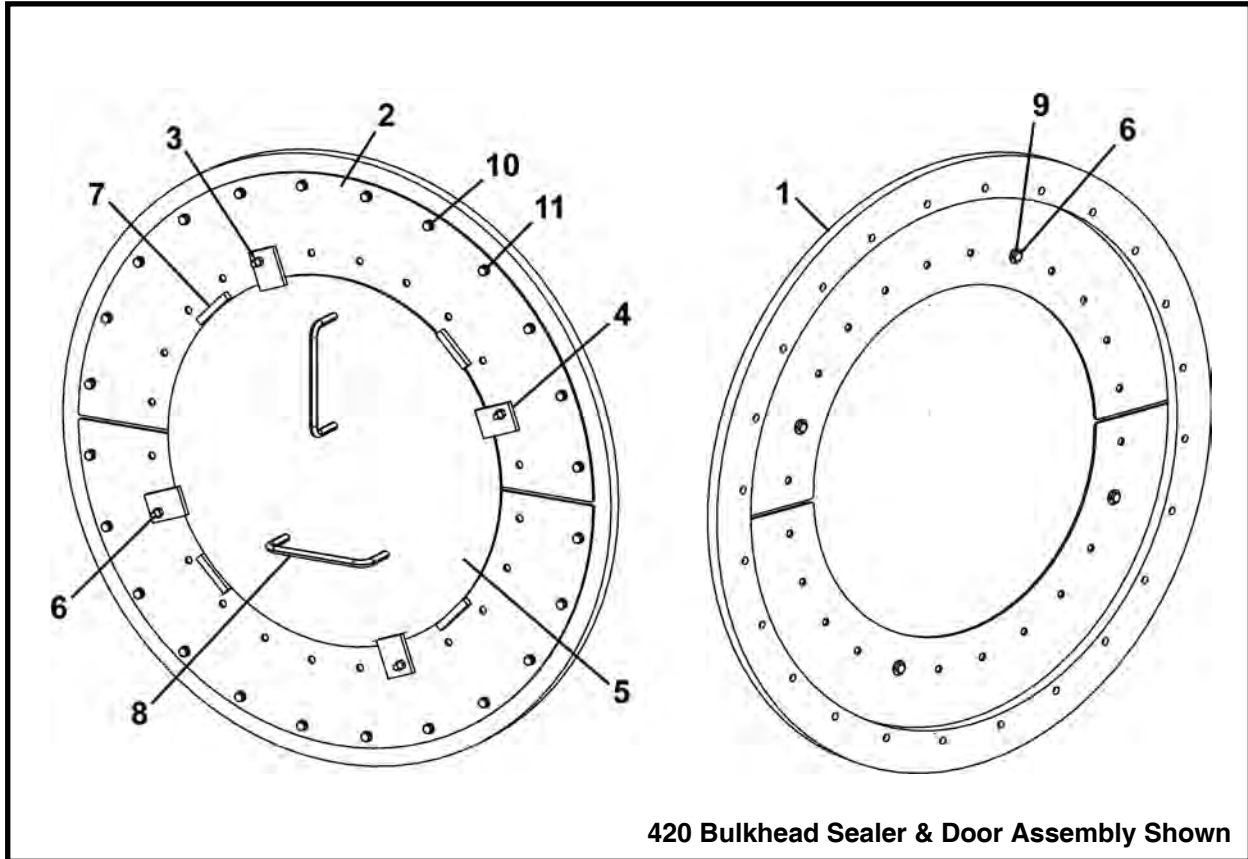
360: F25300F00-4 & Before

Item 7.2 applies to the following TBM:

360: F25300F00-5

NOTES

BULKHEAD SEAL & DOOR ASSEMBLY



ITEM	QTY	360 PART NO.	420 PART NO.	48SC PART NO.	DESCRIPTION
0	1	019818A00	023718A00	019600A00	ASSEMBLY, Bulkhead Seal & Door
1	1	006810P01	023747P00	014005P01	RING, Inner Drum
2	2	019844P00	023744P00	019601P00	PLATE, Bulkhead Adapter
3	8	P0003-06-000	P0003-06-000	P0003-06-000	NUT, 3/8
4	4	009986P00	009986P00	009986P00	BAR, Inner Drum Encloser
5	1	019602P00	023748P00	019602P00	DOOR, Bulkhead
6	4	P0034-06-008	P0034-06-008	P0034-06-008	BOLT, Square Head 3/8 UNC x 2
7	4	009987P00	009987P00	009987P00	BAR, Closed Inner Drum
8	2	012875P00	012875P00	012875P00	HANDLE, Door
9	24	P0001-06-004	P0001-06-004	P0001-06-004	BOLT, Hex 3/8 UNC x 1
10	4	P0040-006	P0040-006	P0040-006	WASHER, Flat 3/8
11	24	P0045-006	P0045-006	P0045-006	WASHER, Lock 3/8

NOTE:

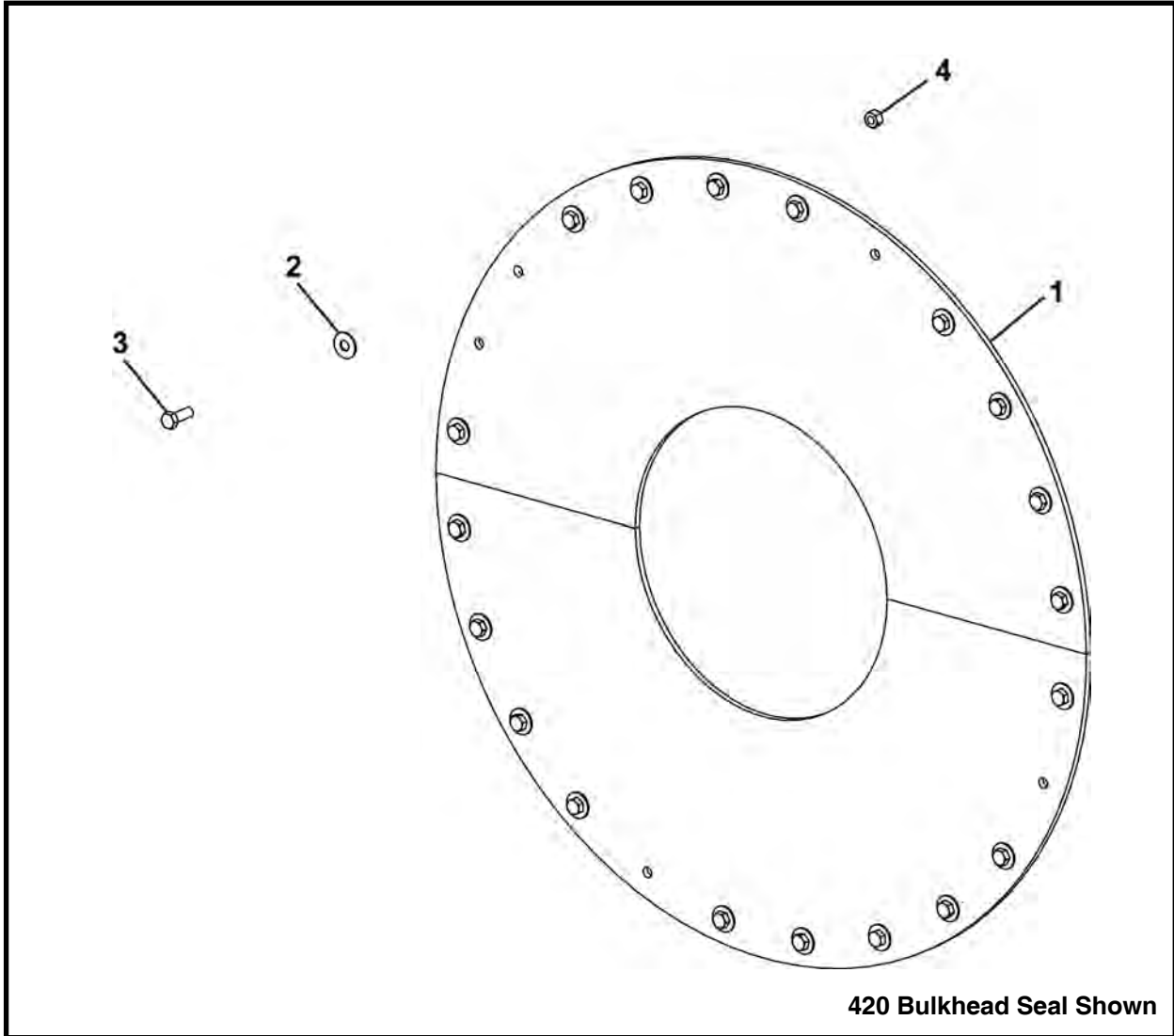
1. There are four 3/8 nuts (item 11) that are placed between inner drum encloser bar (item 4) and bulkhead adapter plate (item 2) to allow spacing for mounting bulkhead door.

2. The Bulkhead Seal assembly part numbers (including mounting hardware) are as follows:

- 360 - 019850A
- 420 - 019899A
- 48SC - 019643A

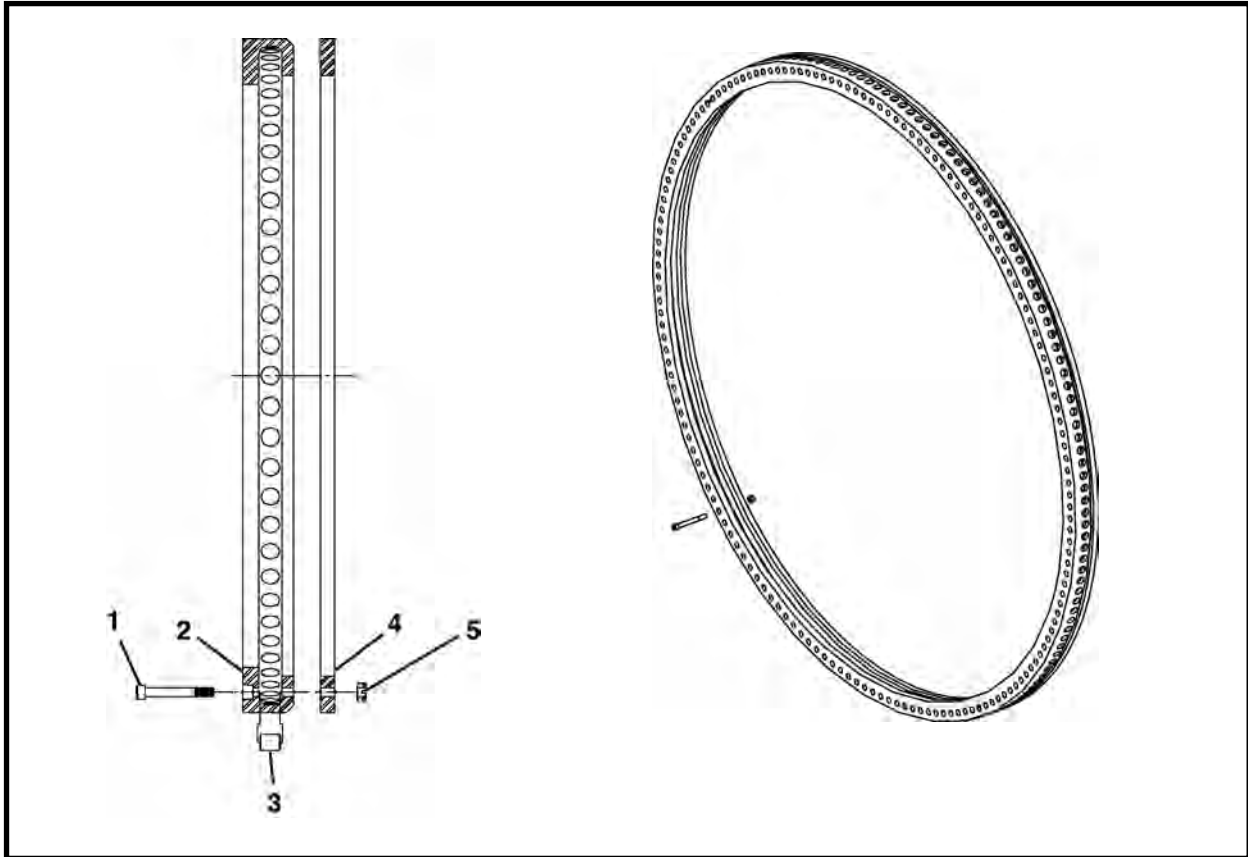
Refer to this section for bulkhead seal assembly parts information.

BULKHEAD SEAL ASSEMBLY



ITEM	QTY	360 PART NO.	420 PART NO.	48SC PART NO.	DESCRIPTION
0	1	019850A	019899A	019643A	ASSEMBLY, Bulkhead Seal
1	2	019817P	023749P00	019603P00	SEAL, Bulkhead
2	20	P0040-006	P0040-006	P0040-006	WASHER, Hardened Flat 3/8
3	20	P0001-06-004	P0001-06-004	P0001-06-004	BOLT, 3/8 UNC x 1
4	20	P0003-06-000	P0003-06-000	P0003-06-000	NUT, 3/8

GEAR RING ASSEMBLY

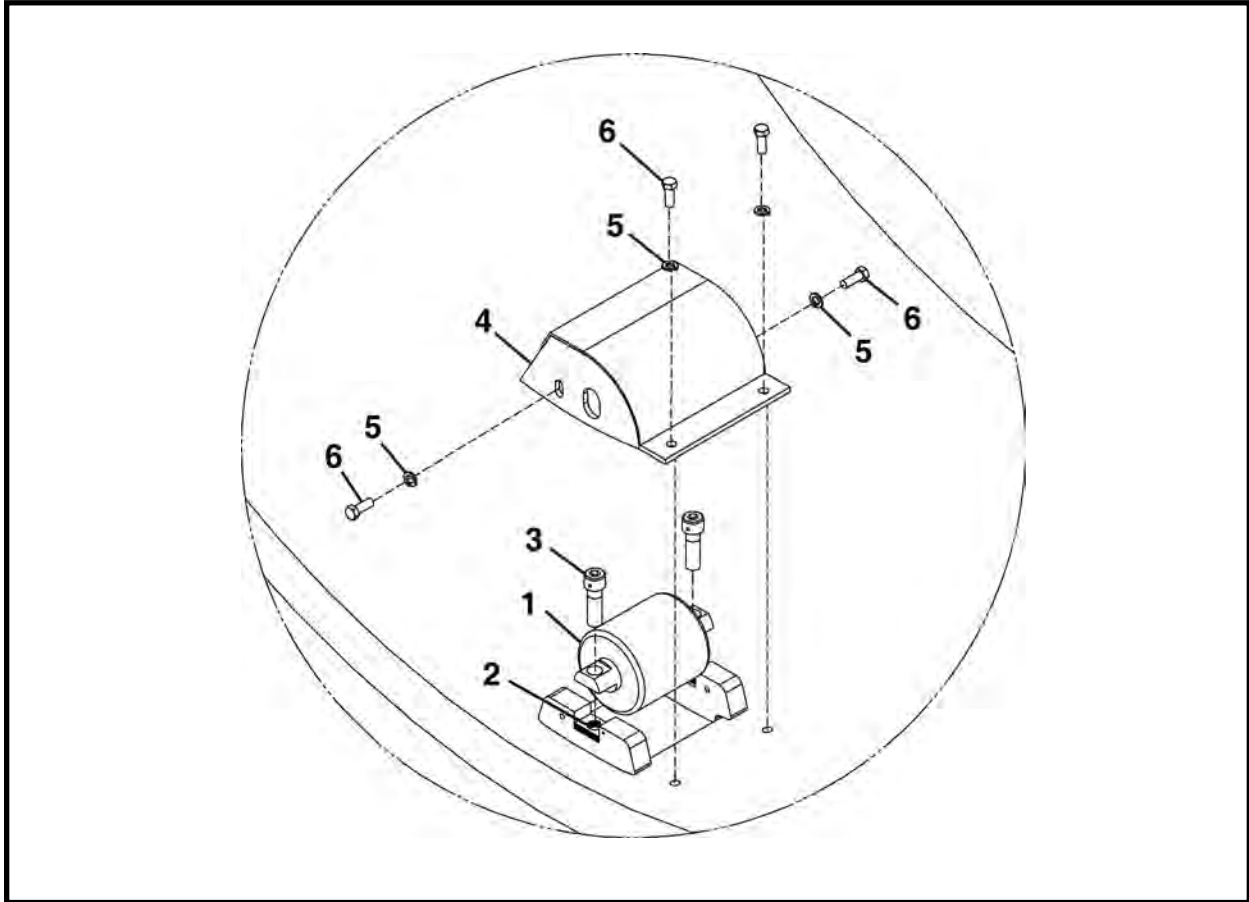


ITEM	QTY	360 PART NO.	420 PART NO.	48SC PART NO.	DESCRIPTION
0	1	009438A00	009211A01	014010A00	ASSEMBLY, Gear Ring
1	67/81/73	009183P01	009183P01	009183P01	SCREW, Sckt Head Cap, 1/2 UNC x 4.5
2	1	009439P00	009212P00	014008P00	BAR
3	67/81/73	001151P01	001151P01	001151P01	ROD
4	1	009440P00	009213P02	014009P01	PLATE
5	67/81/73	P0013-08-000	P0013-08-000	P0013-08-000	NUT, Lock 1/2

NOTE: Tighten mounting bolts to 120 - 130 in/lbs. torque.

NOTES

DRUM ROLLER ASSEMBLY, 026435A
360: SN F25300F00-05 & Before; 420: SN F23700F00-15 & Before
48SC: SN F19650F00-11 & Before



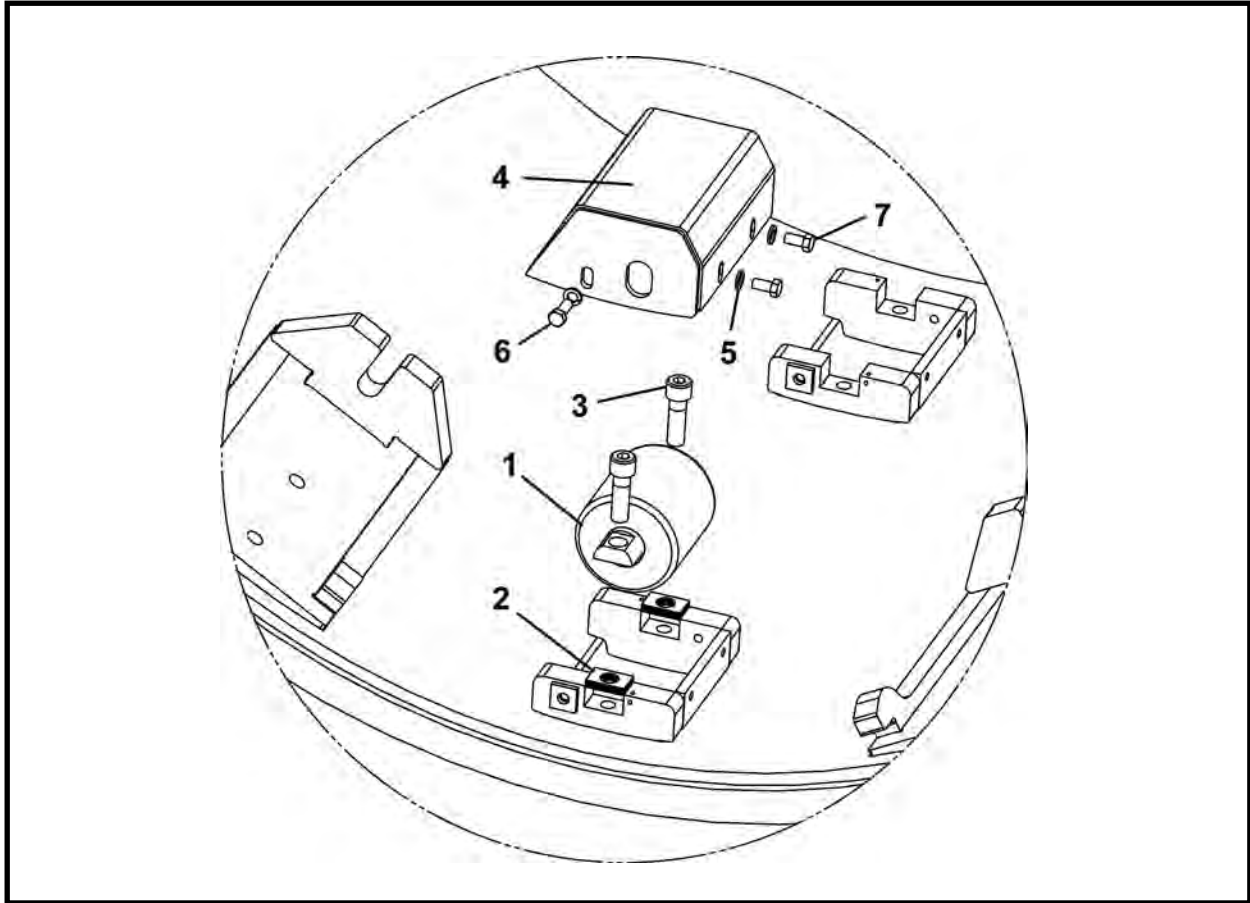
ITEM	QTY	PART NO.	DESCRIPTION
0	1	026435A	ASSEMBLY, Common Drum Roller
1*	1	011845A00	ASSEMBLY, Drum Roller
2	12	011809P00	SHIM
3	2	011808P00	SCREW, Socket Head Cap, 5/8 x 2
4	1	002082A01	ASSEMBLY, Cover
5	4	P0045-006	WASHER, Lock 3/8
6	4	P0001-06-004	BOLT, Hex 3/8 UNC x 1

* Refer to this section for parts information.

DRUM ROLLER ASSEMBLY, 022132A

420: SN F23700F00-16 & After

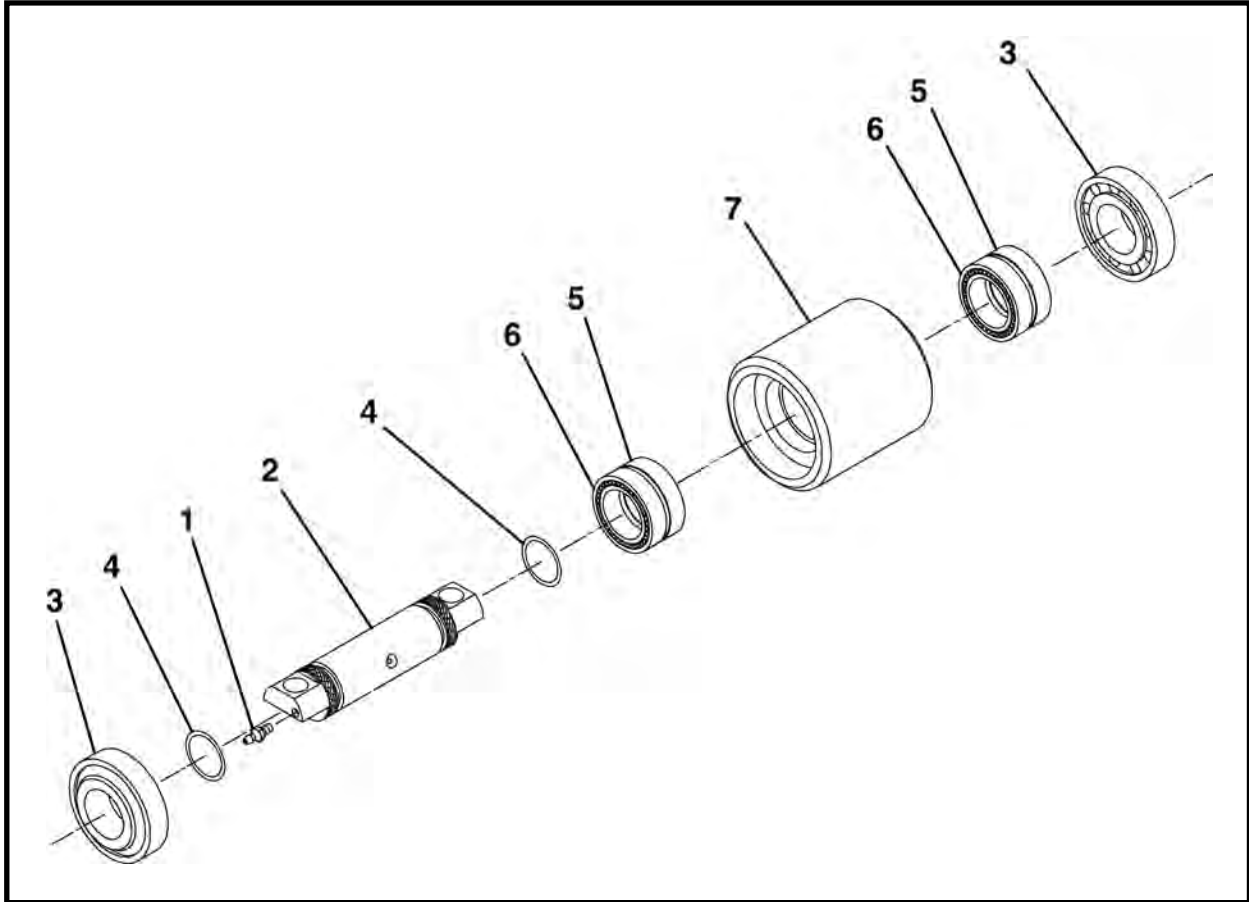
48SC: SN F19650F00-12 & After



ITEM	QTY	PART NO.	DESCRIPTION
0	1	022132A	ASSEMBLY, Drum Roller
1*	1	011845A00	ASSEMBLY, Drum Roller
2	12	011809P00	SHIM
3	2	011808P00	SCREW, Socket Head Cap, 5/8 x 2
4	1	022180A	ASSEMBLY, Cover
5	4	P0045-006	WASHER, Lock 3/8
6	2	P0001-06-004	BOLT, Hex 3/8 UNC x 1
7	2	P0001-06-003	BOLT, Hex 3/8 UNC x .75

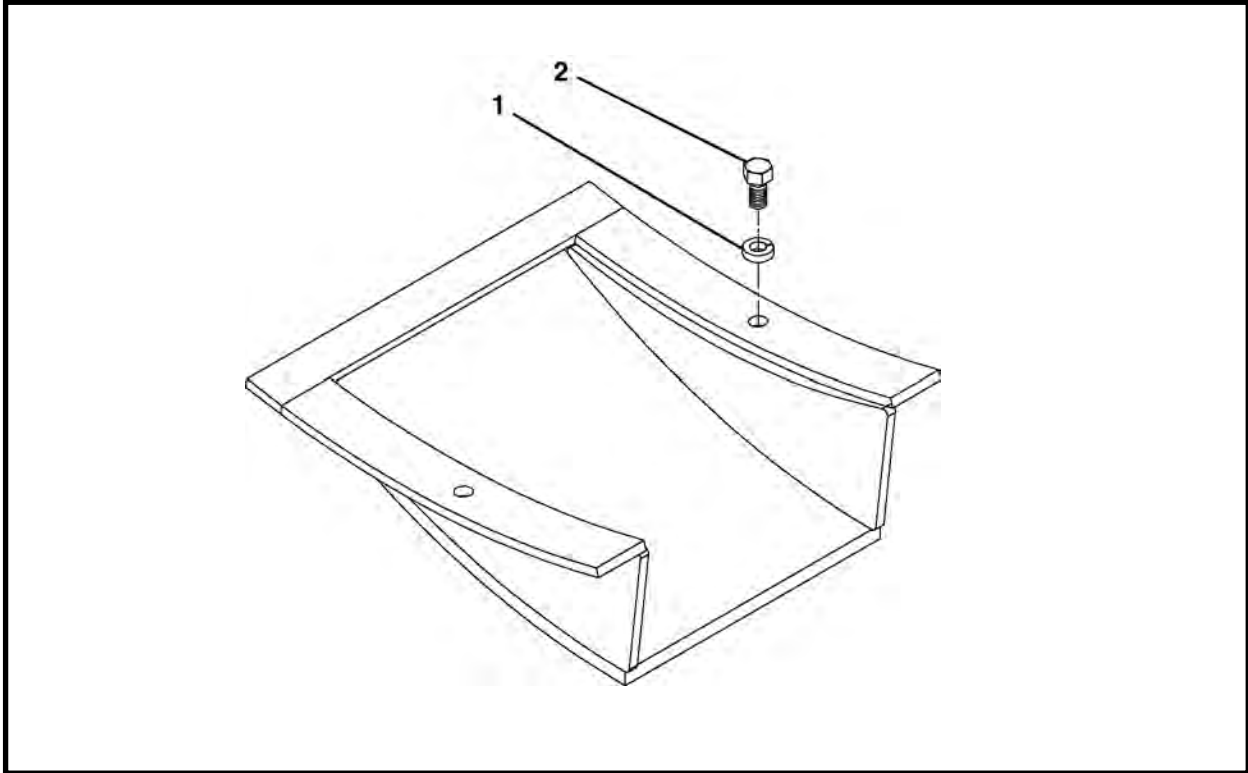
* Refer to this section for parts information.

DRUM ROLLER ASSEMBLY, 011845A00



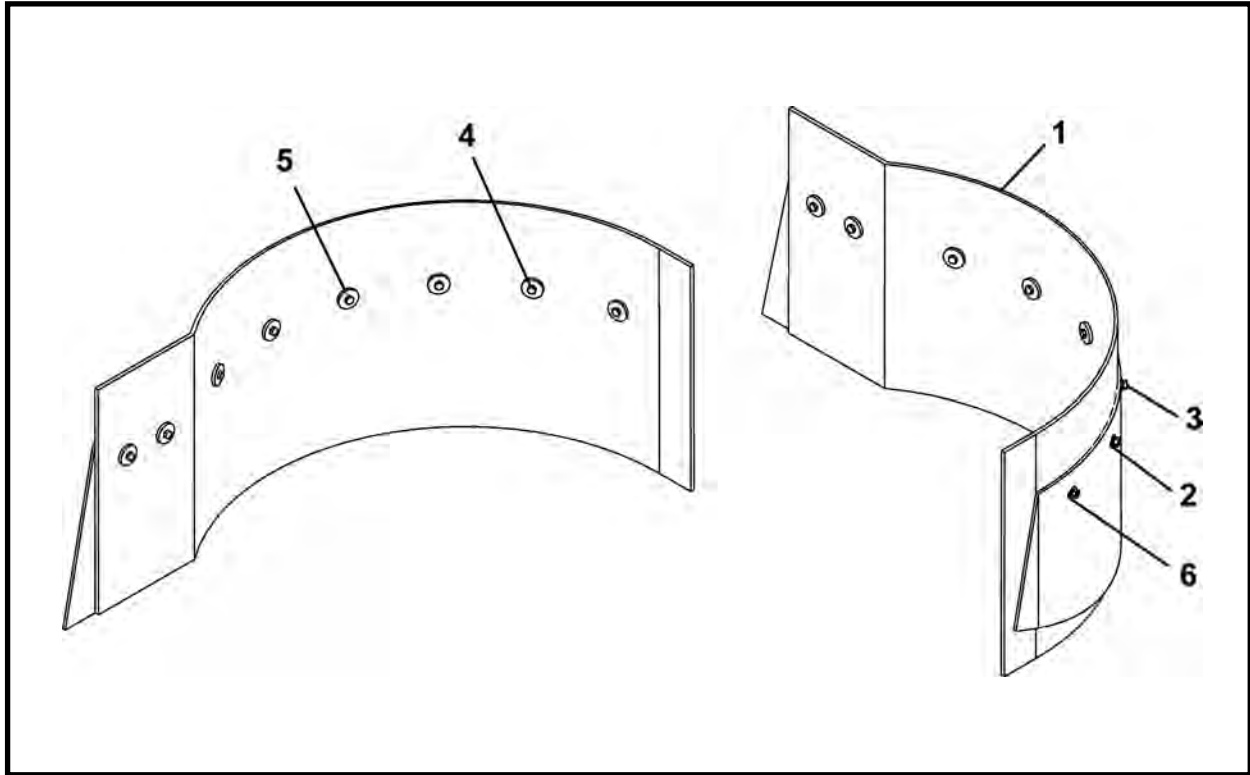
ITEM	QTY	PART NO.	DESCRIPTION
0	1	011845A00	ASSEMBLY, Drum Roller
1	1	P0063-001	FITTING, Grease 1/4-28 UNF
2	1	011805P00	ROD
3	2	P0065-004	BEARING
4	2	P0085-218	ORING
5	2	P0065-099	BEARING, Roller
6	2	P0065-100	RING, Inner
7	1	011846P00	ROD

DIRT SCOOP ASSEMBLY



ITEM	QTY	360 PART NO.	420 PART NO.	48SC PART NO.	DESCRIPTION
0	1	002517A00	002289A00	002289A00	ASSEMBLY, Dirt Scoop
1	2	P0045-006	P0045-006	P0045-006	WASHER, Lock 3/8
2	2	P0001-06-003	P0001-06-003	P0001-06-003	BOLT, 3/8 UNC x .75

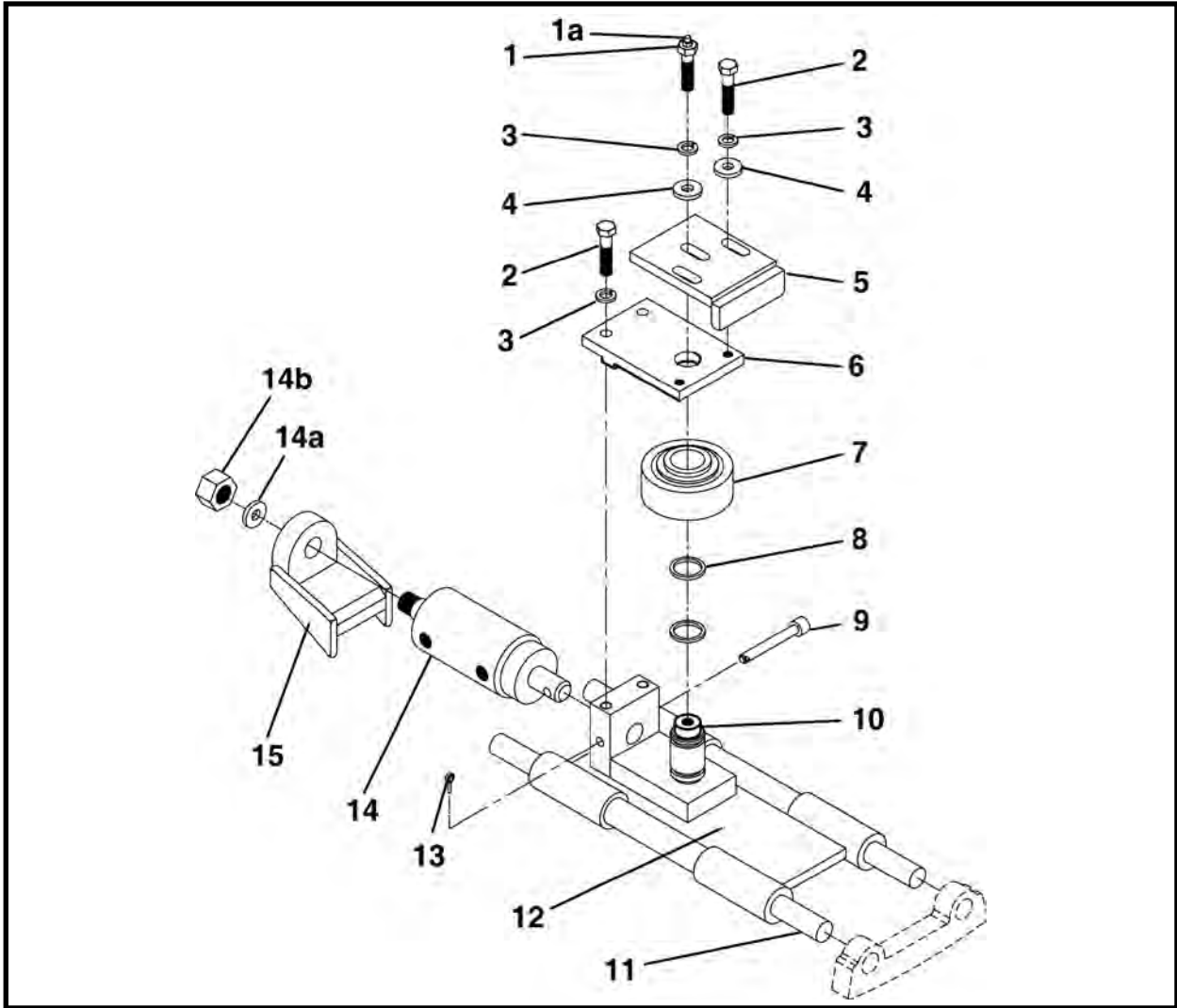
DIRT PADDLE ASSEMBLY



ITEM	QTY	360 PART NO.	420 PART NO.	48SC PART NO.	DESCRIPTION
0	1	020821A	020825A	020829A	ASSEMBLY, Dirt Paddle
1	1	020822P	020826P	020830P	RUBBER, Dirt Paddle
2	8	P0045-004	P0045-004	P0045-004	WASHER, Lock 1/4
3	8	P0003-04-000	P0003-04-000	P0003-04-000	NUT, 1/4
4	8	P0001-04-004	P0001-04-004	P0001-04-004	BOLT, 1/4 UNC x 1
5	8	002624P00	002624P00	002624P00	WASHER
6	8	P0040-004	P0040-004	P0040-004	WASHER, Hardened Flat 1/4

NOTES

DRUM ADVANCE STANDARD ASSEMBLY, 026140A



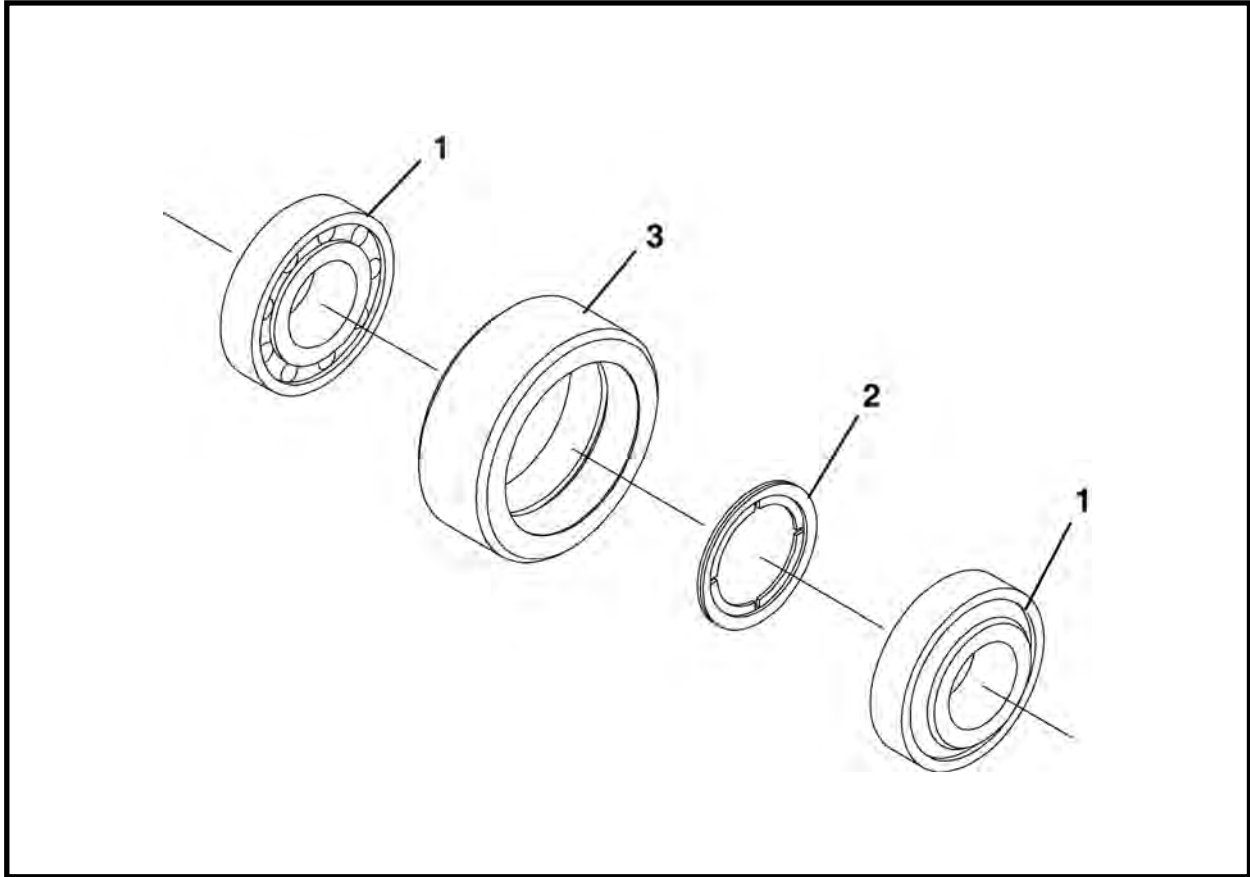
ITEM	QTY	PART NO.	DESCRIPTION
0	1	026140A	ASSEMBLY, Drum Advance Standard
1	1	001906A00	BOLT, Grease (Includes item 1a)
1a	1	P0063-001	FITTING, Grease 1/4 UNF
2	4	P0001-08-005	BOLT, 1/2 UNC x 1.25
3	5	P0045-008	WASHER, Lock 1/2
4	3	001887P00	WASHER
5	1	001328A00	GUIDE, Thrust Roller
6	1	025356P00	PLATE
7.1*	1	001296A02	THRUST ROLLER (For Standard Duty)
7.2**	1	P0065-134	THRUST ROLLER (For Heavy Duty)
8.1	2	P0085-218	ORING (For Standard Duty)
8.2**	2	P0085-214	ORING (For Heavy Duty)
9	1	002243P00	PIN, Cylinder Mount
10.1	1	025354P01	SHAFT, Thrust Roller
10.2**	1	025355P00	SHAFT, Thrust Roller (For Heavy Duty)
11	2	006825P01	ROD
12	1	010737A02	BRACKET, Thrust (Includes item 12a)
12a	2	P0063-003	FITTING, Grease 90 Degree (not shown)
13	1	P0048-024	PIN, Cotter
14***	1	010747A00	CYLINDER, Advance (Includes items 14a and 14b)
14a	1	P0040-014	WASHER 7/8
14b	1	P0004-14-000	NUT, 7/8 UNF
15	1	002261A01	HOLDER, Advance Cylinder

* Refer to this section for parts information.

** For heavy duty application. Used in 013700A00 heavy duty drum advance assembly.

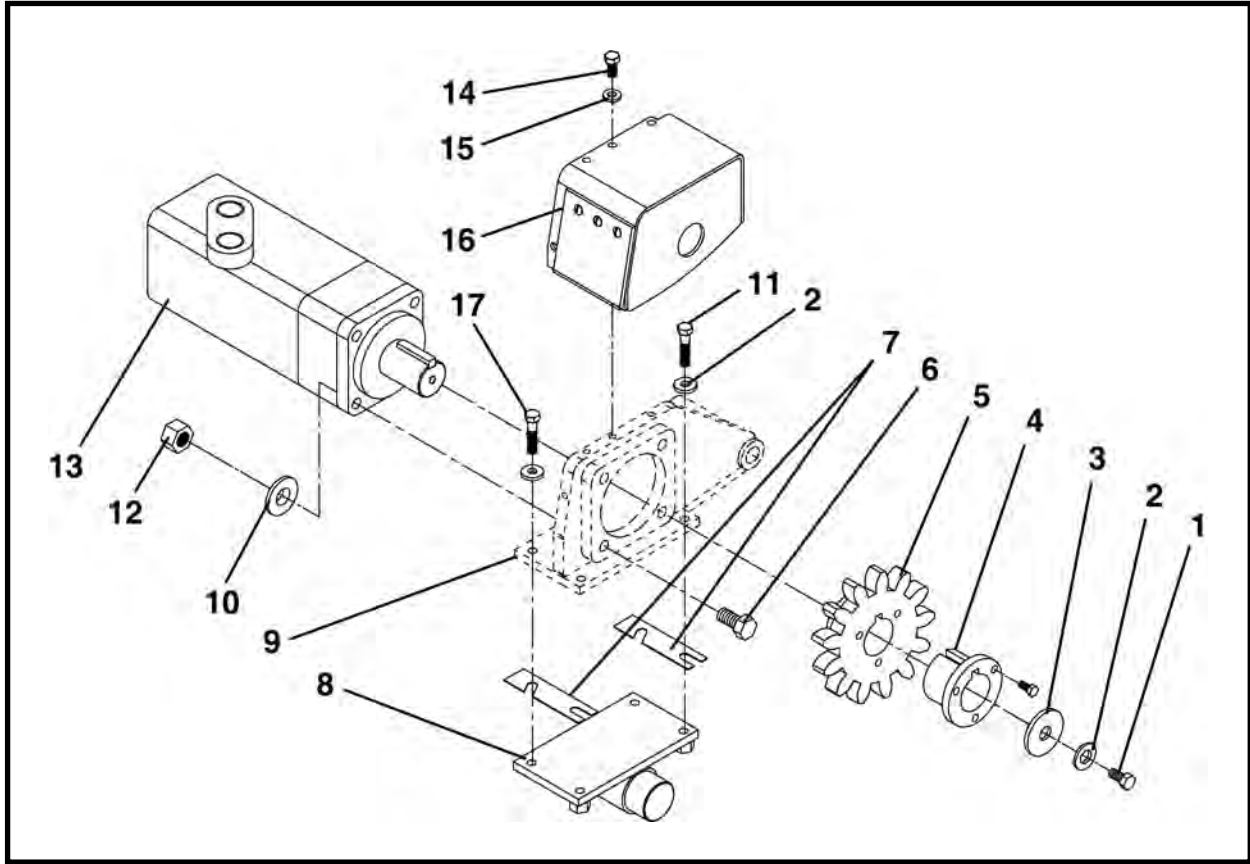
*** Refer to Section 10, Cylinders for parts information.

THRUST ROLLER ASSEMBLY, 001296A02



ITEM	QTY	PART NO.	DESCRIPTION
0	1	001296A02	ASSEMBLY, Thrust Roller
1	2	P0065-004	BEARING
2	1	010740P01	SPACER, Bearing
3	1	010741P00	HOUSING, Roller

MOTOR ASSEMBLY, 013814A00



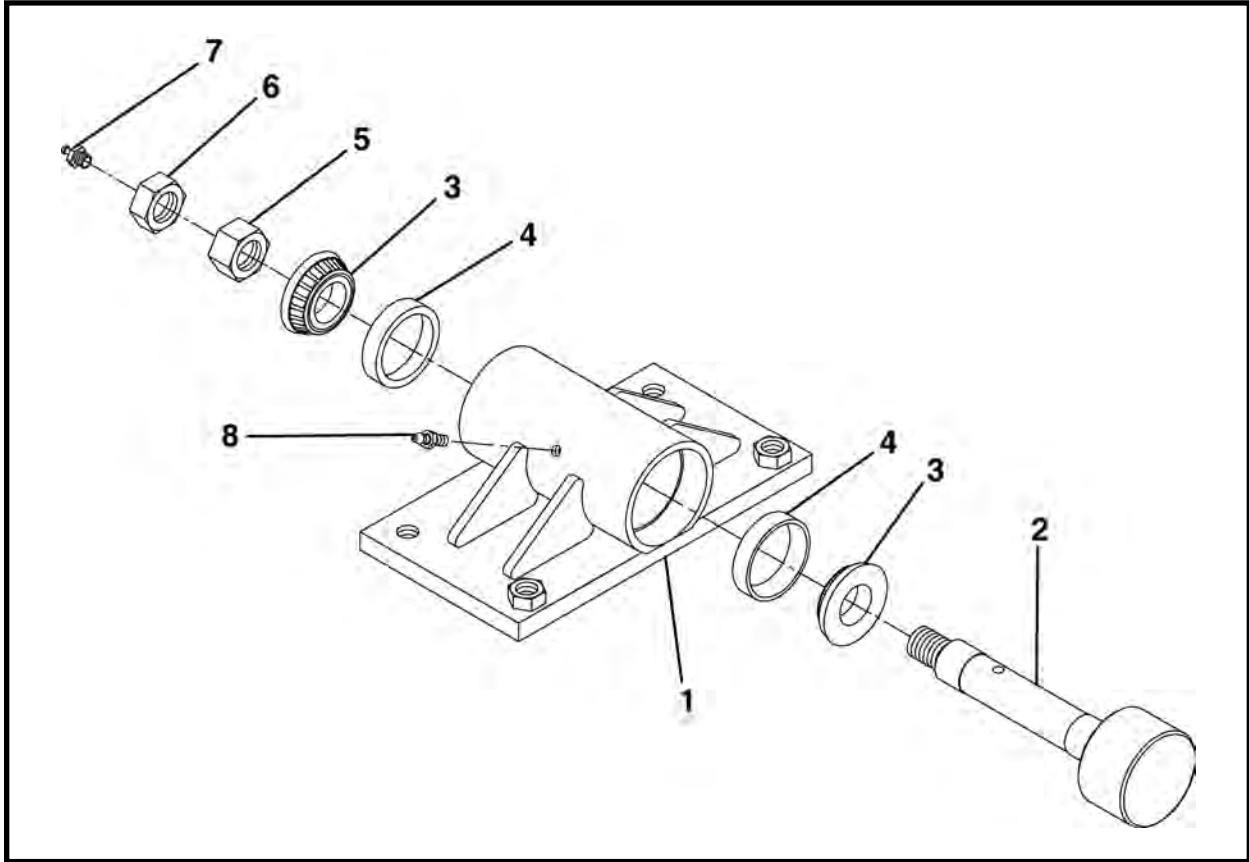
ITEM	QTY	PART NO.	DESCRIPTION
0	1	013814A00	ASSEMBLY, Motor
1	1	P0002-08-004	BOLT, 1/2 UNF x 1
2	5	P0045-008	WASHER, Lock 1/2
3	1	001320P00	WASHER
4	1	P0066-036	BUSHING
5	1	002995P04	SPROCKET
6	4	P0001-10-010	BOLT, 5/8-11 UNC x 2.5
7	8	007332P00	SHIM
8*	1	001231A01	ASSEMBLY, Idler Roller
9	-	-	ASSEMBLY, Motor Bracket
10	4	P0040-010	WASHER, Hardened Flat 5/8
11	2	P0001-08-007	BOLT, 1/2 UNC x 1.75
12	4	P0003-10-000	NUT, 5/8
13**	1	P0304-123	MOTOR
14	4	P0001-06-003	BOLT, 3/8 UNC x .75
15	4	P0045-006	WASHER, Lock 3/8
16	1	008289A00	ASSEMBLY, Motor Guard (Includes item 16a)
16a	6	P0020-14-203	SCREW, Truss 1/4 UNC x .75
17	2	P0001-08-006	BOLT, 1/2 UNC x 1.5

* Refer to this section for parts information.

** Refer to Section 8, Motors for parts information.

NOTE: An Inner Drum Motor Assembly Option is available for the 420 and 48SC TBMs (030064A). Refer to this section for parts information.

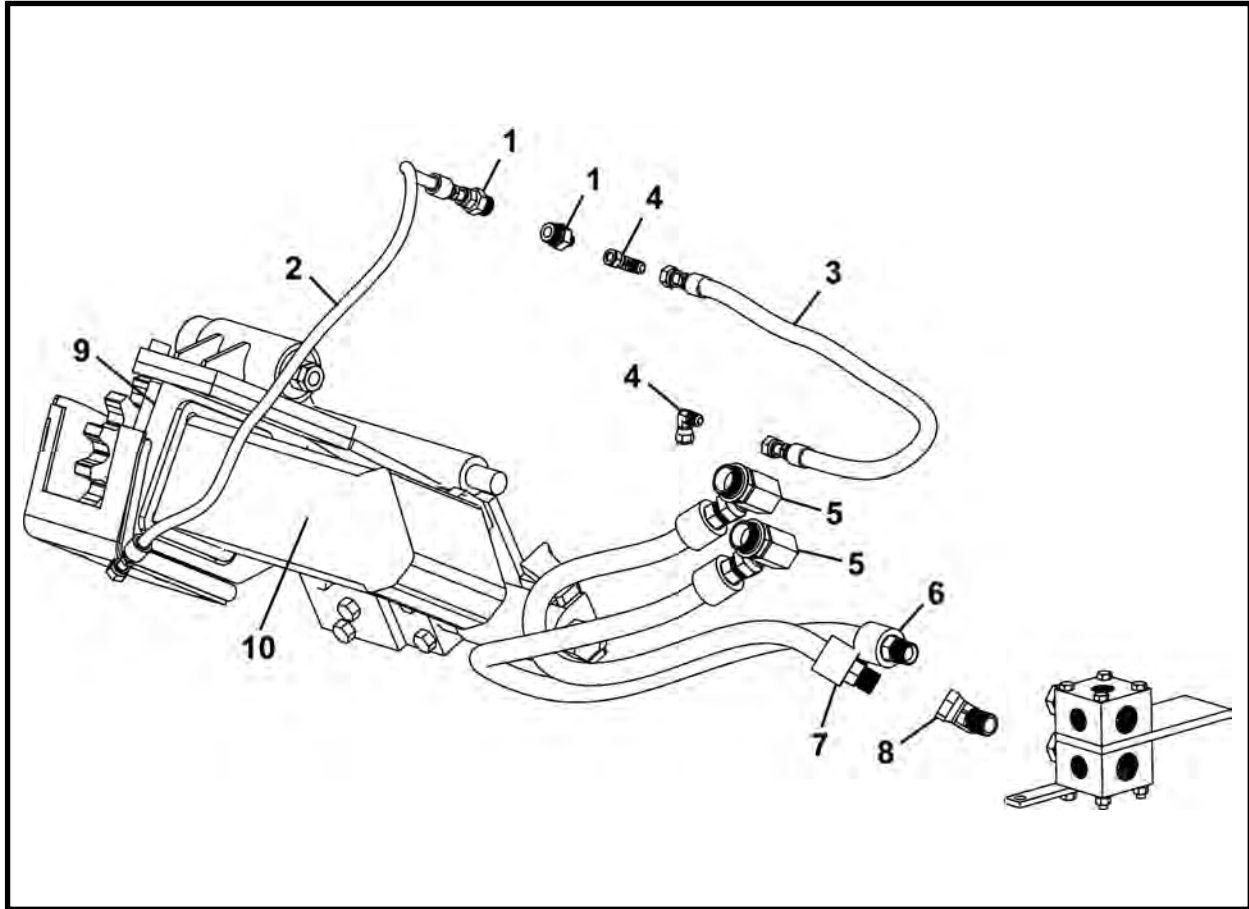
IDLER ROLLER ASSEMBLY, 001231A01



ITEM	QTY	PART NO.	DESCRIPTION
0	1	001231A01	ASSEMBLY, Idler Roller
1	1	001229A01	ASSEMBLY, Housing
2.1	1	001922P01	SHAFT, Idler Roller (Standard 2.375 Diameter Head)
2.2	1	008109P00	SHAFT, Idler Roller (Oversized 2.875 Diameter Head)
3	2	P0065-020	BEARING CONE
4	2	P0065-021	BEARING CUP
5	1	P0004-12-000	NUT, 3/4 UNF
6	1	P0008-12-000	NUT, Jam 3/4 UNF
7	1	P0063-001	FITTING, Grease 1/4 UNF
8	1	P0063-012	FITING, Grease 1/4 NPT

NOTE: Contact your Akkerman Aftermarket Support Representative for proper assembly.

**INNER DRUM MOTOR ASSEMBLY OPTION 420 & 48SC, 030064A
FOR TBM 420 & 48SC**

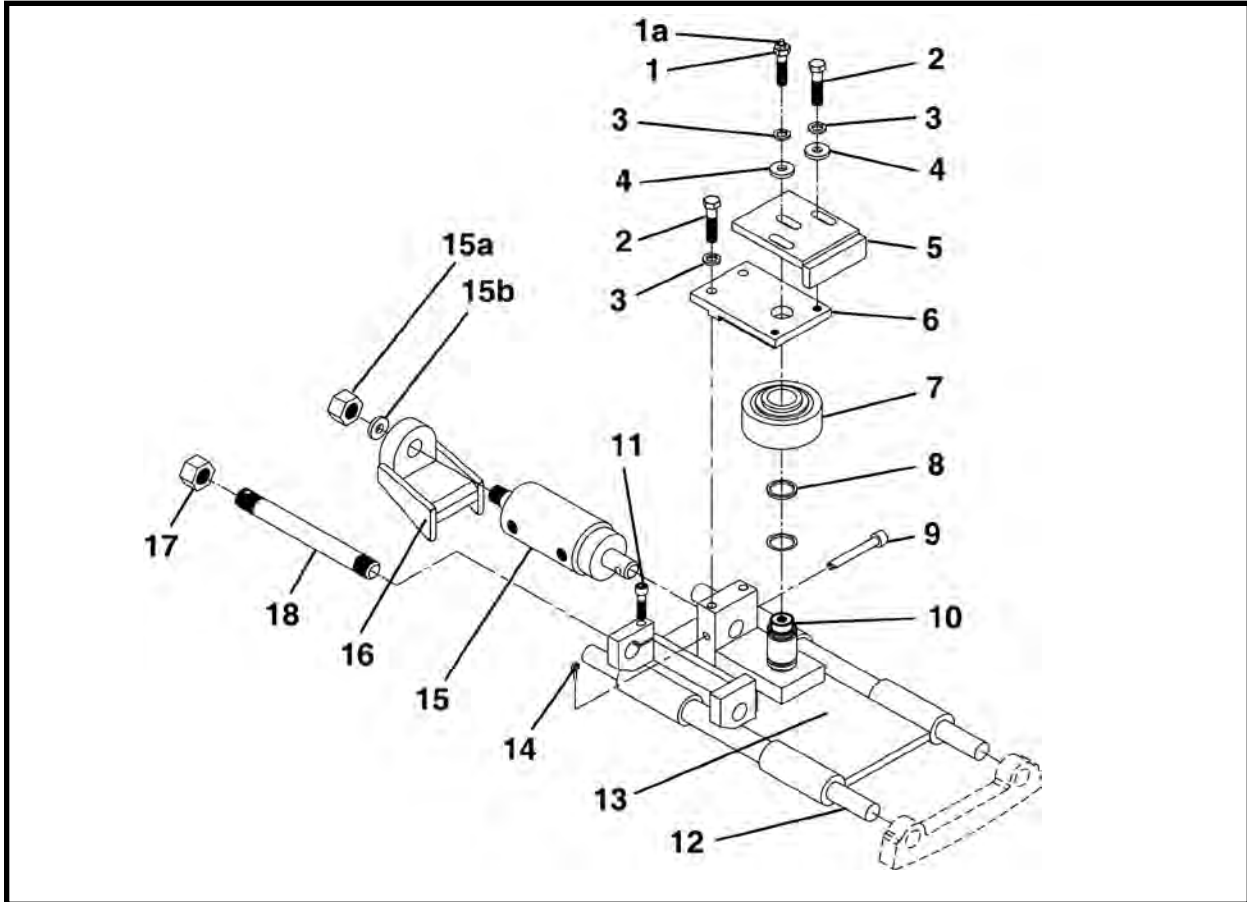


ITEM	QTY	PART NO.	DESCRIPTION
0	1	030064A	ASSEMBLY, Inner Drum Motor Option 420 & 48SC
1	2	P0300-223	FITTING, 06MJ-10MB
2	1	A10311A-045	HOSE ASSEMBLY, 3/8 x 45
3	1	A10311A-025	HOSE ASSEMBLY, 3/8 x 25
4	2	P0300-149	FITTING, 06MJ-06FJX90
5	2	P0300-233	FITTING, 16MB-12FPX90
6	1	A10330A-042	HOSE ASSEMBLY, 3/4 x 42
7	1	A10330A-039	HOSE ASSEMBLY, 3/4 x 39
8	1	P0300-191	FITTING, 12MP-12FPX45
9	1	009196A00	BRACKET , Motor
10*	1	013814A00	ASSEMBLY, Motor

* Refer to this section for parts information.

NOTES

DRUM ADVANCE FOR MOTOR ASSEMBLY, 026145A



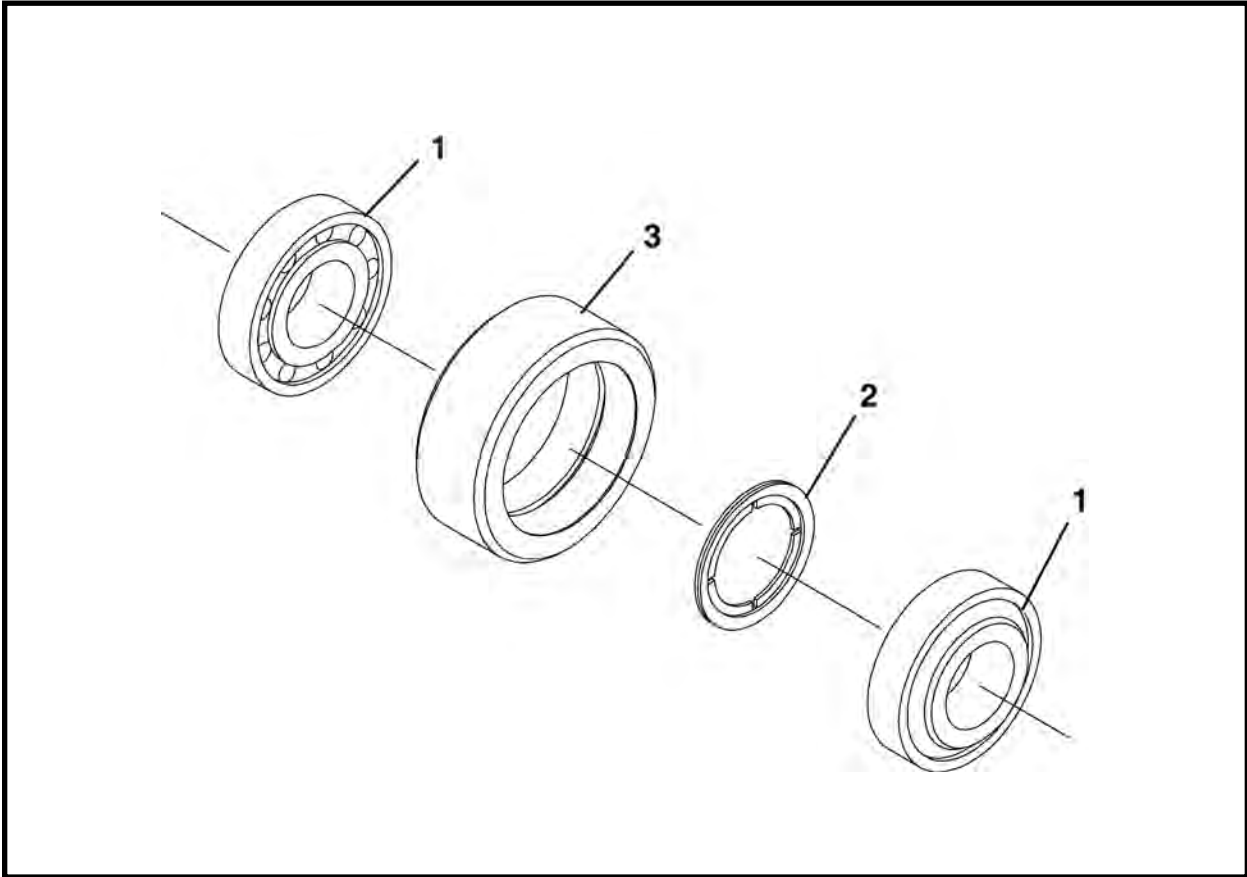
ITEM	QTY	PART NO.	DESCRIPTION
0	1	026145A	ASSEMBLY, Drum Advance For Motor
1	1	001906A00	BOLT, Grease (Includes item 1a)
1a	1	P0063-001	FITTING, Grease 1/4 UNF
2	4	P0001-08-005	BOLT, 1/2 UNC x 1.25
3	5	P0045-008	WASHER, Lock 1/2
4	3	001887P00	ADVANCE, Washer
5	1	001328A00	GUIDE, Thrust Roller
6	1	025356P00	PLATE, Thrust Roller
7.1*	1	001296A02	THRUST ROLLER (For Standard Duty)
7.2**	1	P0065-134	THRUST ROLLER (For Heavy Duty)
8.1	2	P0085-218	ORING (For Standard Duty)
8.2**	2	P0085-214	ORING (For Heavy Duty)
9	1	002243P00	PIN, Cylinder
10.1	1	025354P01	SHAFT, Thrust Roller (For Standard Duty)
10.2**	1	025355P00	SHAFT, Thrust Roller (For Heavy Duty)
11	1	P0031-07-007	SCREW, Socket Head Cap 7/16 UNC x 1.75
12	2	006825P01	ROD
13	1	010744A02	BRACKET, Motor & Thrust Roller (Includes item 13a)
13a	2	P0063-001	FITTING, Grease 1/4 UNF (not shown)
14	1	P0048-024	PIN, Cotter 1/8 x 3/4
15***	1	010747A00	CYLINDER, Advance (Includes items 15a & 15b)
15a	1	P0040-014	WASHER, 7/8
15b	1	P0004-14-000	NUT, 7/8
16	1	002261A01	HOLDER, Cylinder Advance
17	1	P0007-16-000	NUT, Jam 1-8 UNC
18	1	010742P00	SHAFT, Motor Mount

* Refer to this section for parts information.

** For heavy duty applications. Used in 013713A00 heavy duty drum advance for motor assembly.

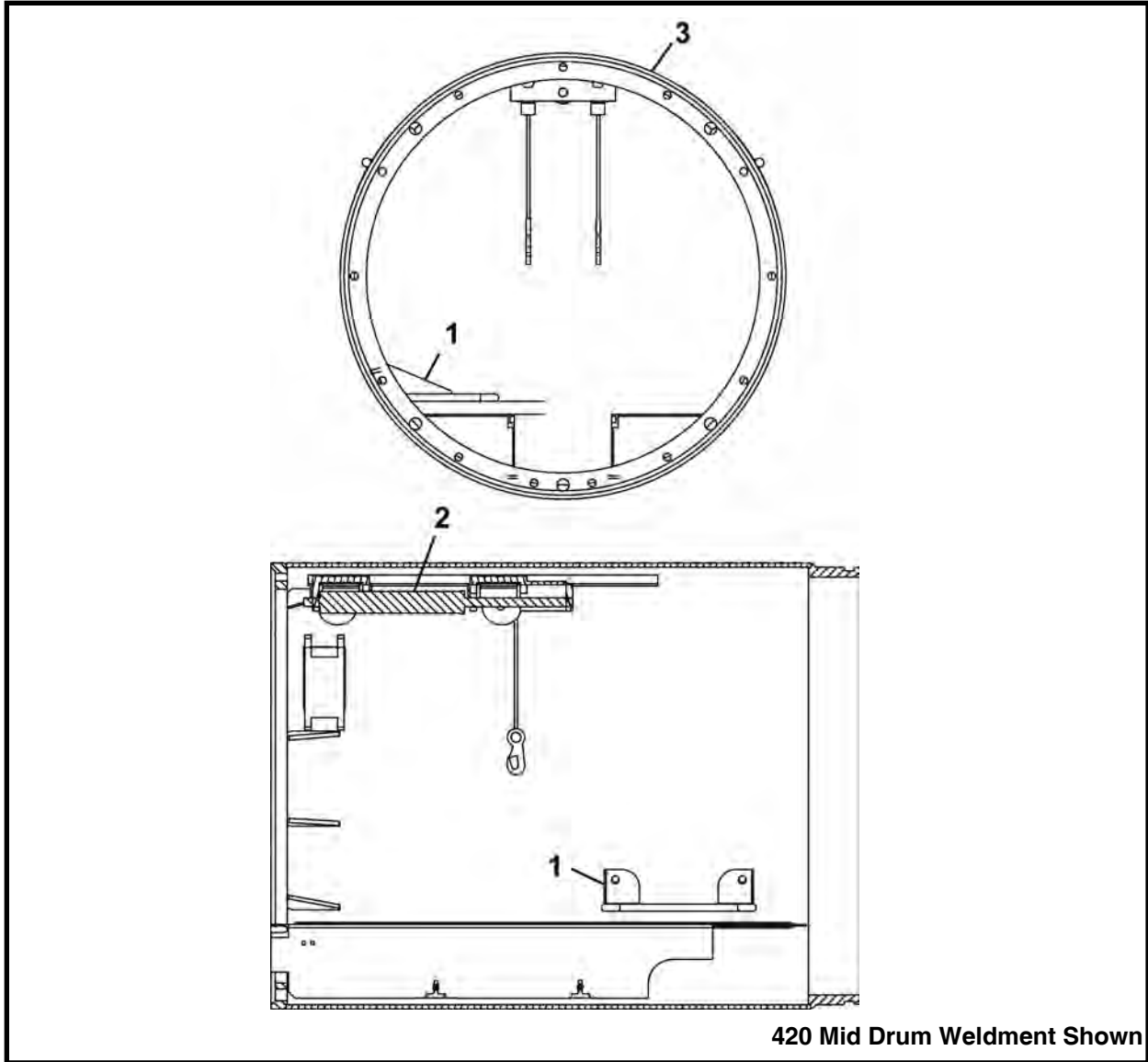
*** Refer to Section 10, Cylinders for parts information.

THRUST ROLLER ASSEMBLY, 001296A02



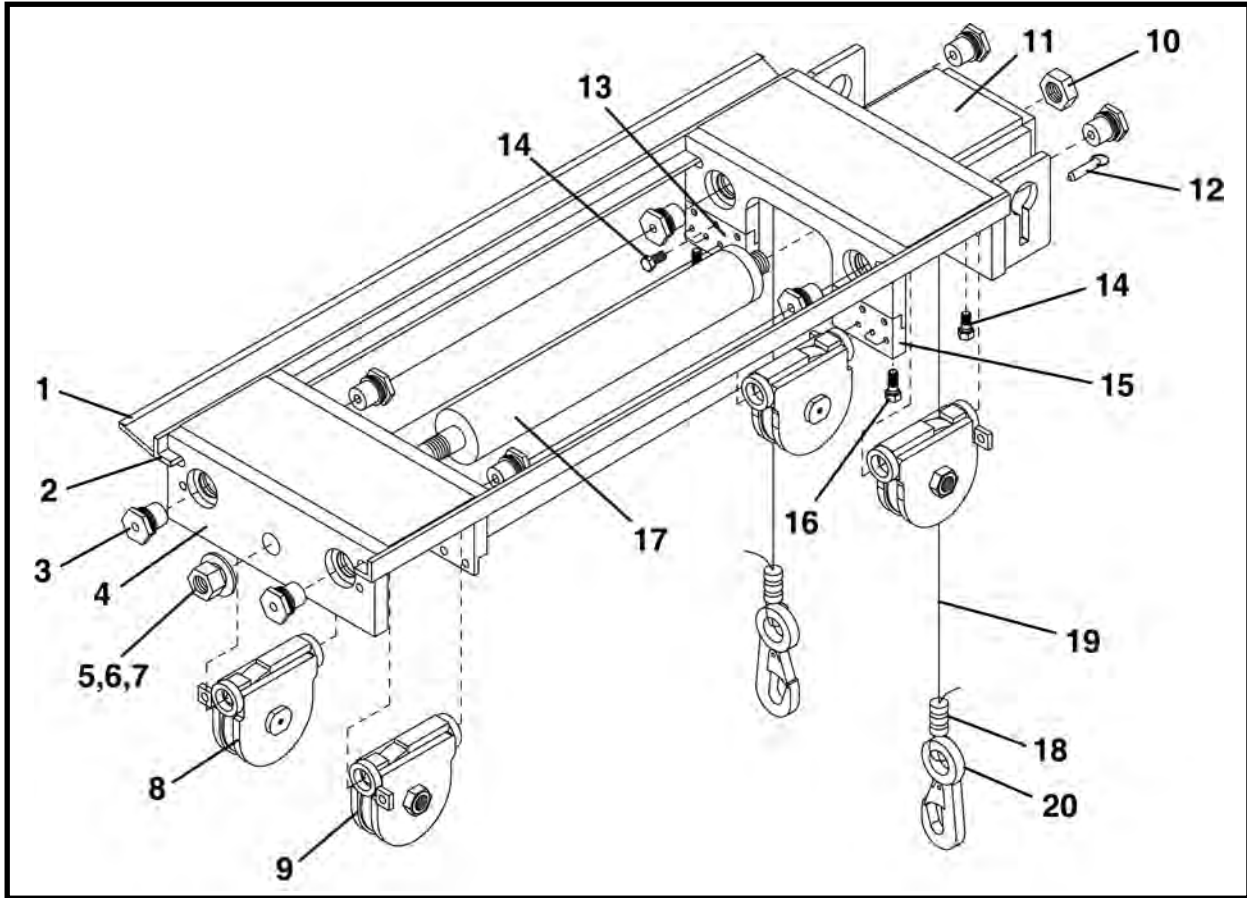
ITEM	QTY	PART NO.	DESCRIPTION
0	1	001296A02	ASSEMBLY, Thrust Roller
1	2	P0065-004	BEARING
2	1	010740P01	SPACER, Bearing
3	1	010741P00	HOUSING, Roller

MID DRUM ASSEMBLY



ITEM	QTY	360 PART NO.	420 PART NO.	48SC PART NO.	DESCRIPTION
0	1	025303A00	023703A00	019653A00	ASSEMBLY, Mid Drum
1	1	025306A00	023713A00	019660A01	WELDMENT, Mid Drum
2	1	025315A00	025315A00	025315A00	ASSEMBLY, Conveyor Lift
3	1	-	003695A00	-	ASSEMBLY, Seat

CONVEYOR LIFT ASSEMBLY, 025315A00



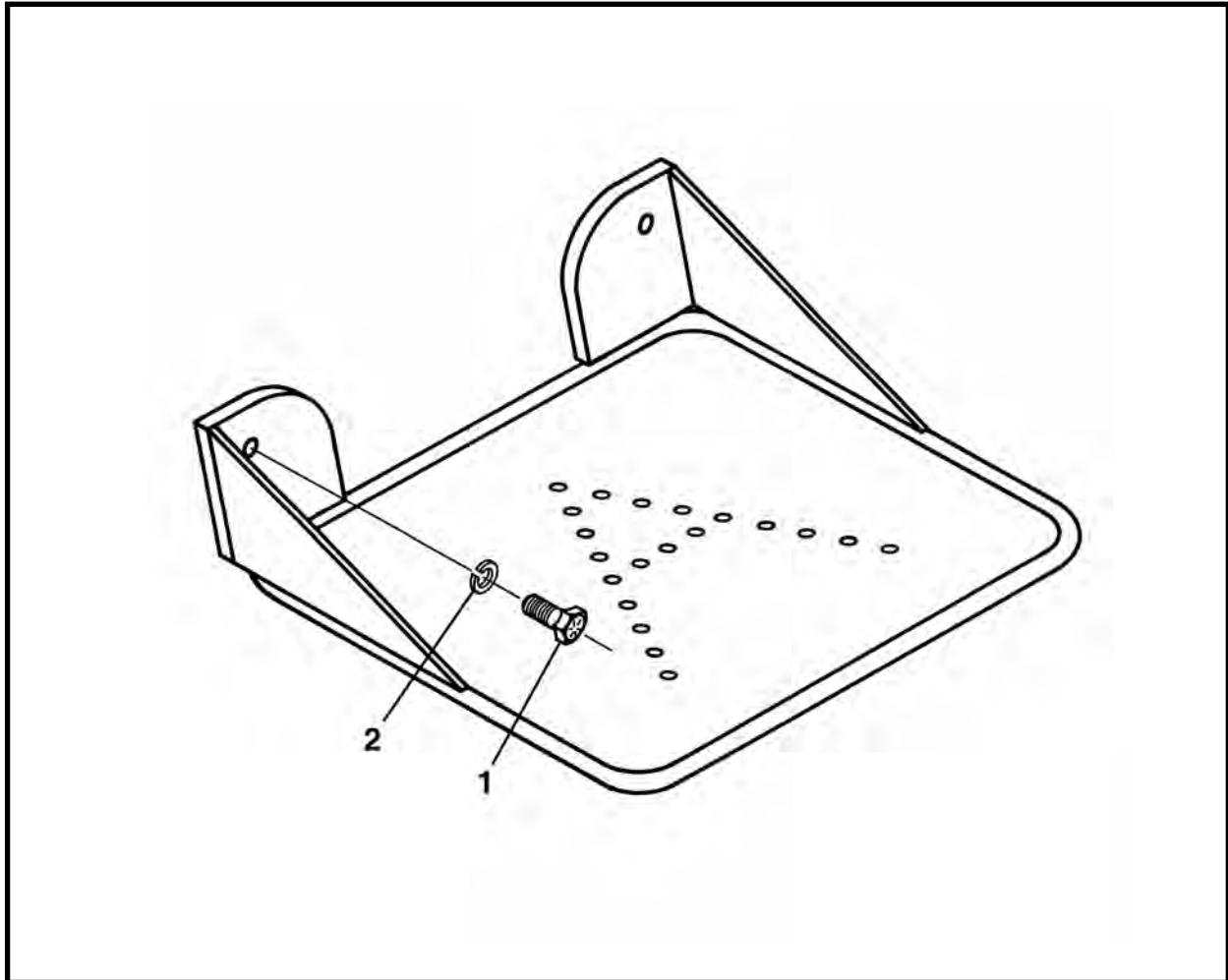
ITEM	QTY	PART NO.	DESCRIPTION
0	1	025315A00	ASSEMBLY, Conveyor Lift
1	2	025389P00	BAR
2	2	025391P00	ANGLE
3	8	025398P00	ROD
4	1	025317A00	WELDMENT, Slide Bracket
5*	1	P0004-14-000	NUT, 7/8 UNF
6	1	P0045-014	WASHER, Lock 7/8
7	2	P0040-016	WASHER, Flat 1
8	2	025316A01	ASSEMBLY, L.H. Pulley (Includes items 8a & 8b)
8a	1	P0063-011	FITTING, Grease
8b	1	P0007-12-000	NUT, Jam 3/4 UNC
9	2	025318A01	ASSEMBLY, R.H. Pulley (Includes items 9a & 9b)
9a	1	P0063-011	FITTING, Grease
9b	1	P0007-12-000	NUT, Jam 3/4 UNC
10	1	P0008-16-000	NUT, Jam 1 UNF
11	1	025319A00	BRACKET, Shaft End Slide
12	2	P0024-007	PIN, Locking 3/8
13	1	025386P00	BAR
14	12	P0001-06-003	BOLT, Hex 3/8 UNC x .75
15	1	025383P00	BAR
16	2	P0001-06-004	BOLT, Hex 3/8 UNC x 1
17	1	002691A00	ASSEMBLY, Conveyor Lift Cylinder (With NPT Fittings)
17	1	020300A	ASSEMBLY, Conveyor Lift Cylinder (With ORB Fittings)
18	2	P0073-001	SLEEVE
19	2	P0075-002-060	CABLE, 1/4 x 60
20	2	P0079-001	HOOK, Snap

* Tack weld nuts to conveyor lift.

** Refer to Section 10, Cylinders for parts information.

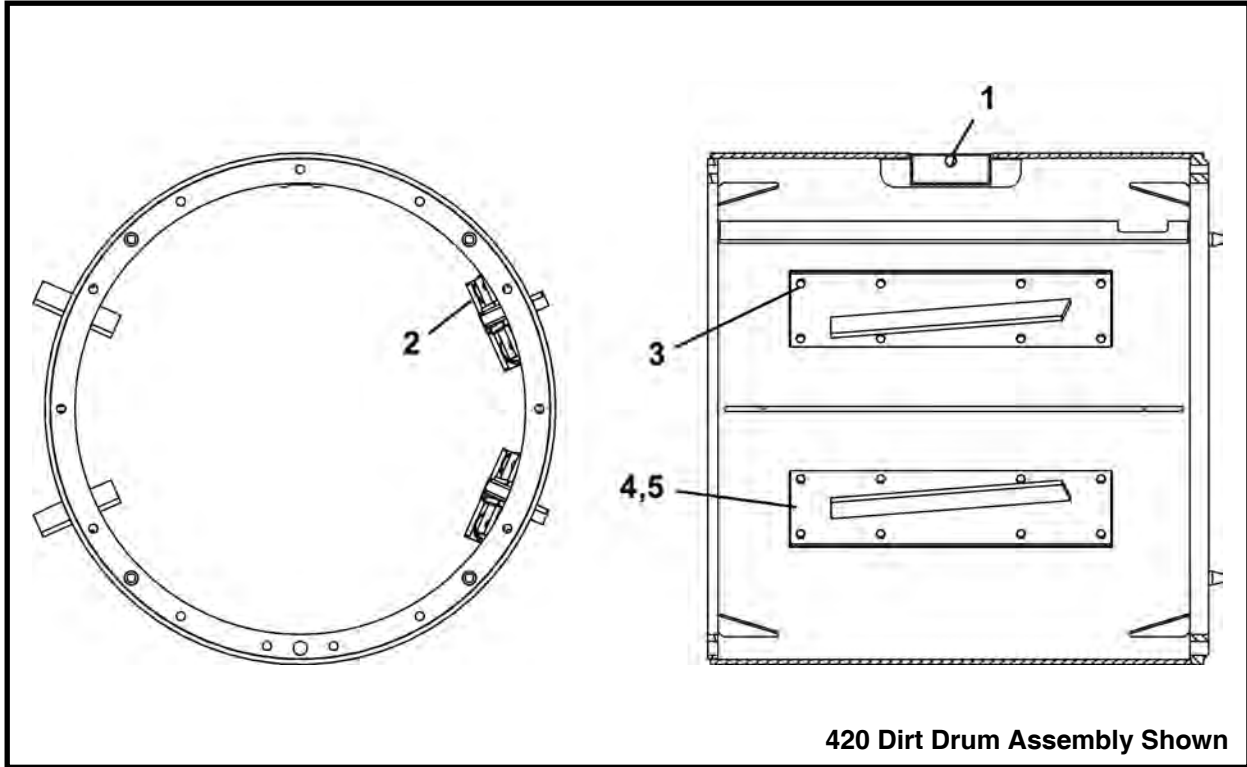
SEAT ASSEMBLY, 003695A00

420



ITEM	QTY	PART NO.	DESCRIPTION
0	1	003695A00	ASSEMBLY, Seat
1	2	P0001-08-004	BOLT, Hex 1/2 UNC x 1
2	2	P0045-008	WASHER, Lock 1/2

DIRT WING DRUM ASSEMBLY



ITEM	QTY	360 PART NO.	420 PART NO.	48SC PART NO.	DESCRIPTION
0	1	025304A00	023704A00	019654A00	ASSEMBLY, Dirt Wing Drum
1	1	025307A00	023714A00	019662A01	WELDMENT, Dirt Wing Drum
2*	0/2/0	-	011555A00	-	ASSEMBLY, Hydraulic Dirt Wing - CW
3	32	P0001-08-004	P0001-08-004	P0001-08-004	BOLT, Hex 1/2 UNC x 1
4	4/2/4	014619P00	014619P00	014619P00	COVER, Dirt Wing
5	2	014650A00	014650A00	014650A00	DIRT WING, Short-Double Blade Wing
6**	REF	-	011556A00	-	DIRT WING, Hydraulic - CCW

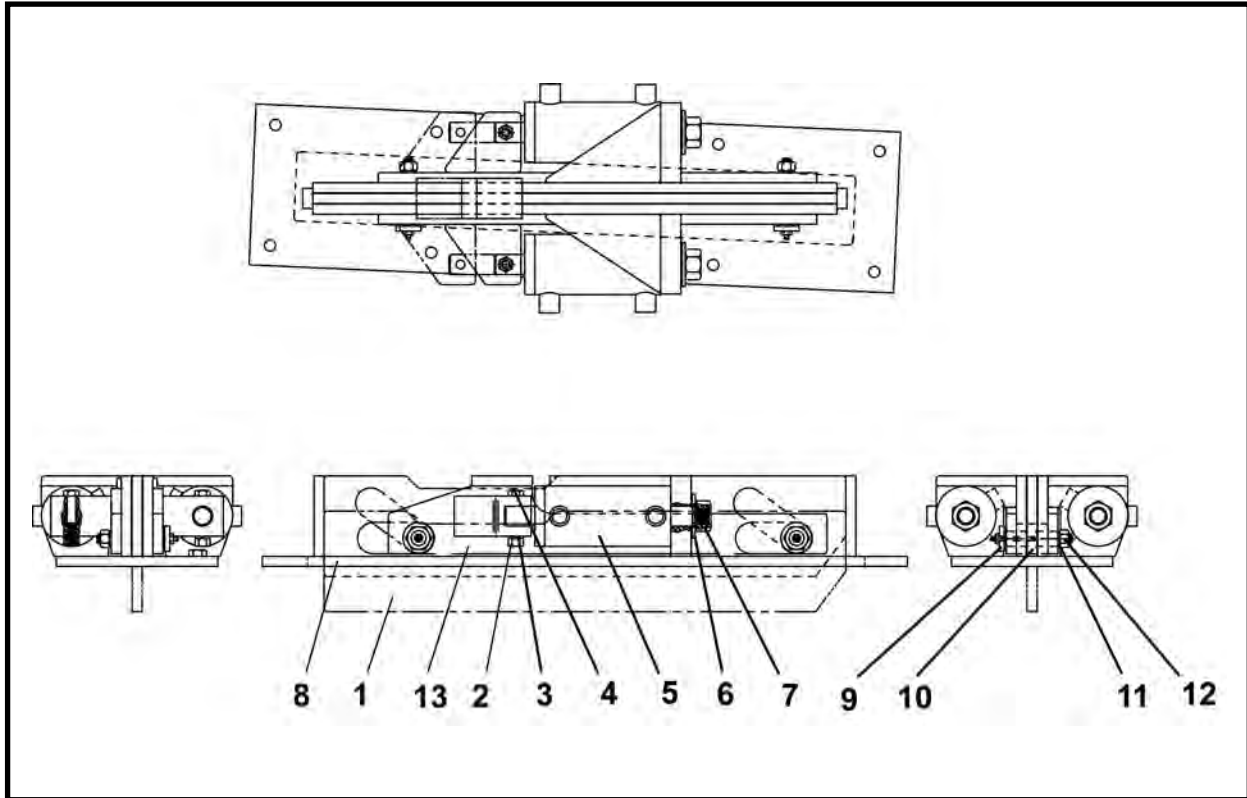
* Refer to this section for parts information.

** Optional, not shown; refer to this section for parts information.

Note: There are optional bolt on dirt wings for the 360 and 48SC TBMs:

- 014650A00, Double Short-Single Blade Wing
- 014651A00, Short-Single Blade Wing - CW
- 014652A00, Short-Single Blade Wing - CCW

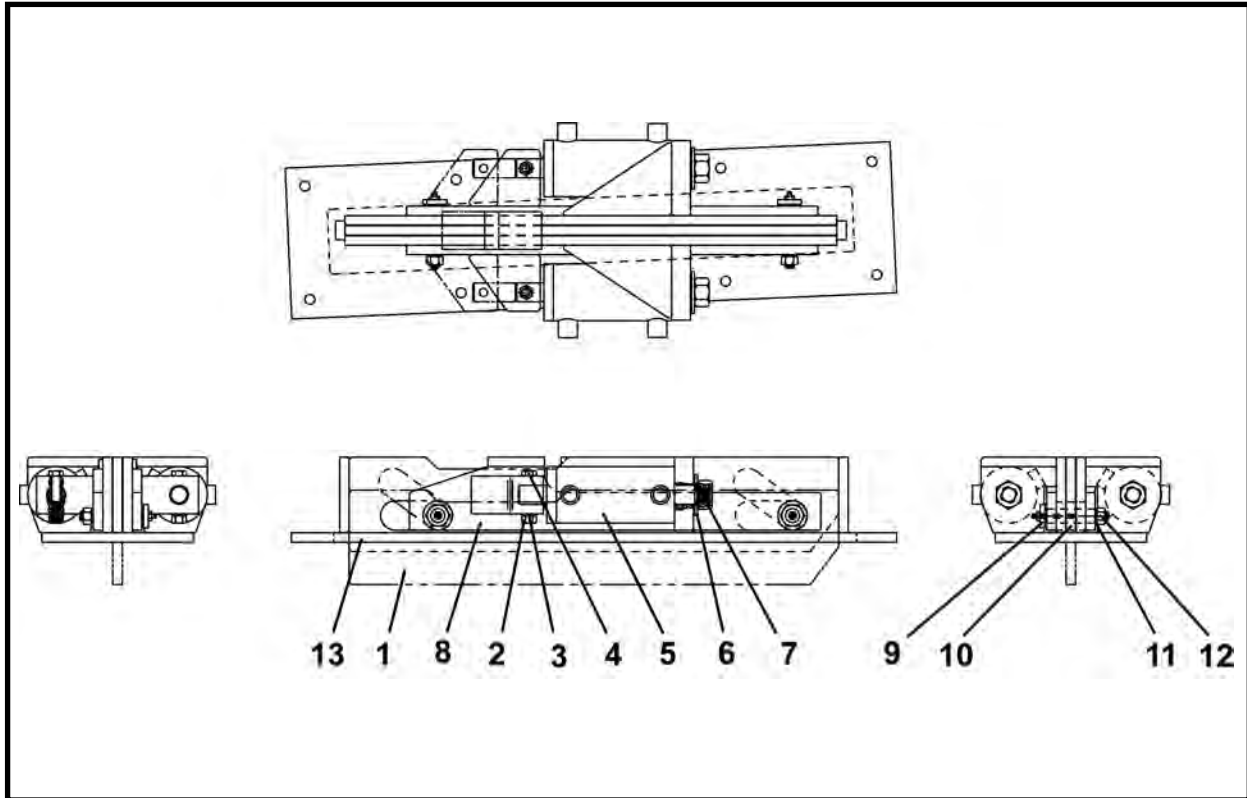
HYDRAULIC DIRT WING (CW) ASSEMBLY, 011555A00



ITEM	QTY	PART NO.	DESCRIPTION
0	1	011555A00	ASSEMBLY, Hydraulic Dirt Wing (CW Rotation)
1	1	011586P01	BLADE, Wing
2	2	P0003-07-000	NUT, 7/16
3	2	P0040-007	WASHER, Hardened Flat 7/16
4	2	P0001-07-010	BOLT, Hex 7/16 UNC x 2.5
5*	2	010747A00	ASSEMBLY, Cylinder
6	2	P0040-014	WASHER, Flat 7/8
7	2	P0004-14-000	NUT, 7/8
8	1	011557A00	BRACKET, Wing (CW)
9	2	007239P00	PIN, Axle
10	6	007240P00	ROLLER
11	2	P0040-008	WASHER, Hardened Flat 1/2
12	2	P0015-08-000	NUT, Thin Lock 1/2
13	1	011561A01	WELDMENT, Thrust Bar

* Refer to Section 10, cylinders for parts information.

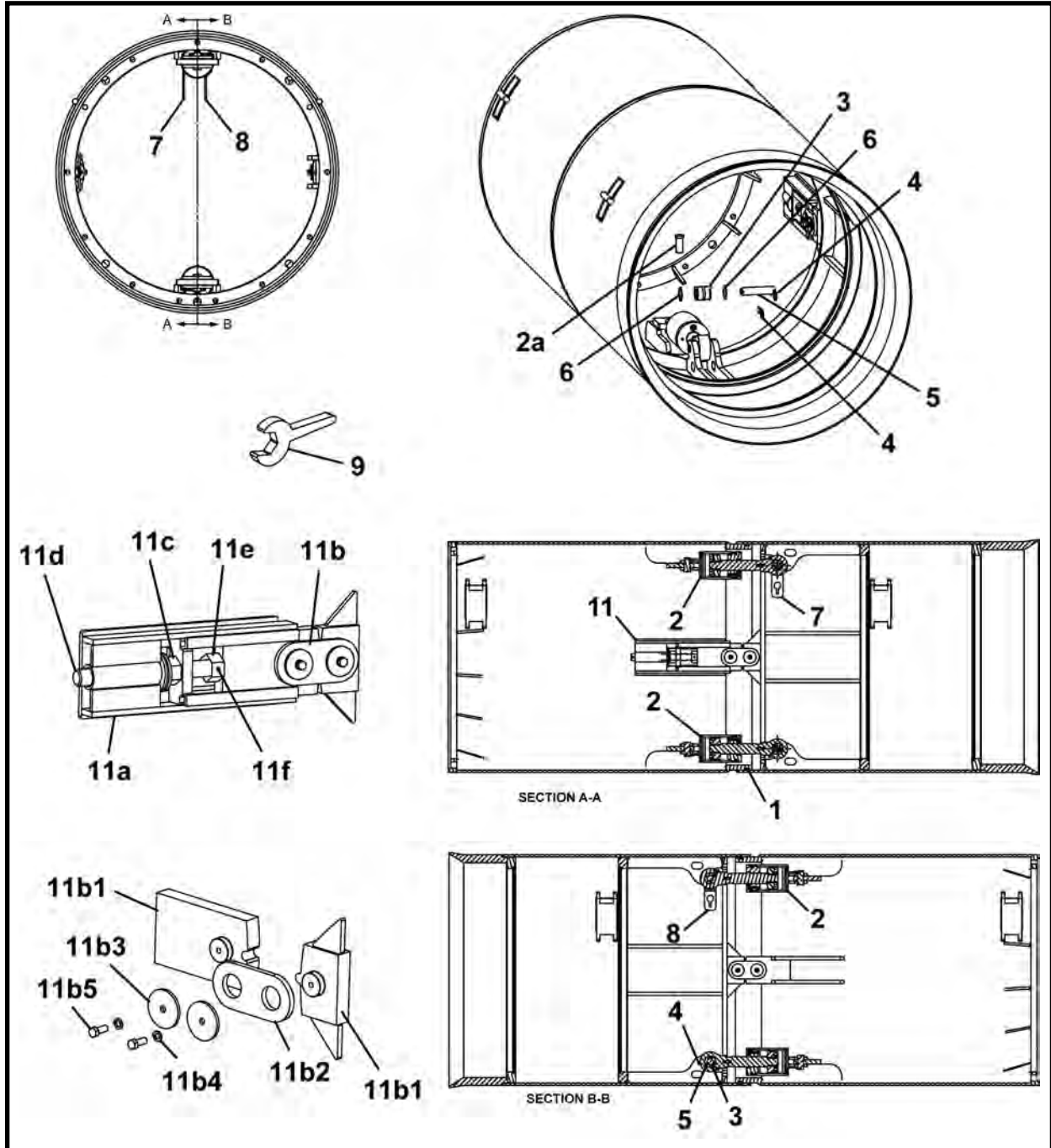
HYDRAULIC DIRT WING (CCW) ASSEMBLY, 011556A00



ITEM	QTY	PART NO.	DESCRIPTION
0	1	011556A00	ASSEMBLY, Hydraulic Dirt Wing (CCW Rotation)
1	1	011586P01	BLADE, Wing
2	2	P0003-07-000	NUT, 7/16
3	2	P0040-007	WASHER, Hardened Flat 7/16
4	2	P0001-07-010	BOLT, Hex 7/16 UNC x 2.5
5*	2	010747A00	ASSEMBLY, Cylinder
6	2	P0040-014	WASHER, Hardened Flat 7/8
7	2	P0004-14-000	NUT, 7/8
8	1	011561A01	WELDMENT, Thrust Bar
9	2	007239P00	PIN, Axle
10	6	007240P00	ROLLER
11	2	P0040-008	WASHER, Flat 1/2
12	2	P0015-08-000	NUT, Thin Lock 1/2
13	1	011558A00	BRACKET, Wing (CCW)

* Refer to Section 10, cylinders for parts information.

STEERING CYLINDER & LINK ASSEMBLY



ITEM	QTY	360 PART NO.	420 PART NO.	48SC PART NO.	DESCRIPTION
0	1	025310A00	023706A00	019659A00	ASSEMBLY, Steering Cylinder & Link
1	1	P0088-045	P0088-028	P0088-025	ORING, Seal
2.1*	2	025292A00	025292A00	025292A00	CYLINDER, Steering (With NPT Fittings)
2.2*	2	020301A	020301A	020301A	CYLINDER, Steering (With ORB Fittings)
2a	1 Per Cyl.	002856P00	002856P00	002856P00	PIN
3	2	025291P	025291P	025291P	BUSHING
4	4	P0090-005	P0090-005	P0090-005	PIN, Hitch
5	2	007158P00	007158P00	007158P00	ROD
6	4	P0085-328	P0085-328	P0085-328	ORING

STEERING CYLINDER & LINK ASSEMBLY

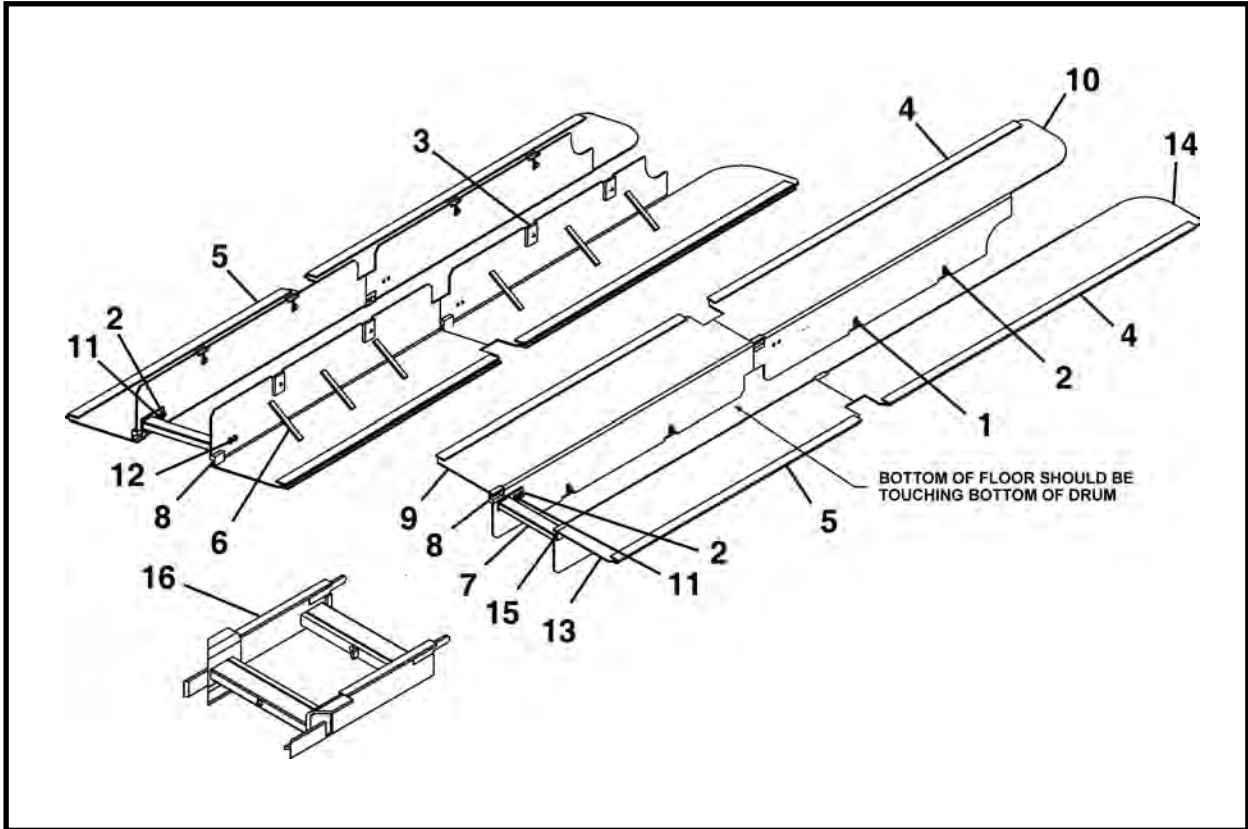
ITEM	QTY	360	420	48SC	DESCRIPTION
		PART NO.	PART NO.	PART NO.	
7	1	-	007104P	007104P	BRACKET, Safety Chain
8	1	-	007190P	007190P	BRACKET, Safety Chain
8	2	007149P	-	-	BRACKET, Safety Chain
9	1	001221P00	001221P00	001221P00	WRENCH, Steering Link
10	1 PT	P0088-012	P0088-012	P0088-012	LUBE, Seal
11	1	025495A	023794A	019629A	STEERING LINK (Includes items 11a-11g)
11a	1	025312A00	001892A00	001892A00	BOX, Steering Link
11b	2	025311A00	002990A00	002990A00	LINK ASSEMBLY (Includes items 11b1-11b6)
11b1	1	002852P00	002852P00	002852P00	BLOCK, Steering Link
11b2	1	001316P00	001316P00	001316P00	LINK, Steering
11b3	2	025364P00	003640P00	003640P00	WASHER, Steering Link
11b4	2	P0045-008	P0045-008	P0045-008	WASHER, Lock 1/2
11b5	2	-	P0001-08-005	P0001-08-005	BOLT, Hex 1/2 UNC x 1.25
11b5	2	P0030-08-005	-	-	SCREW, Flat Head Cap 1/2 UNC x 1.25
11c	1	P0003-24-000	P0003-24-000	P0003-24-000	NUT, 1-1/2
11d	1	001322P00	001322P00	001322P00	SCREW, Steering Link Adjustment
11e	1	002303P00	002303P00	002303P00	NUT, 1-1/2
11f	1	P0033-05-008	P0033-05-008	P0033-05-008	SCREW, Socket Head Set 5/16 UNC x .5

* Refer to Section 10, Cylinders for parts information.

** Not Shown

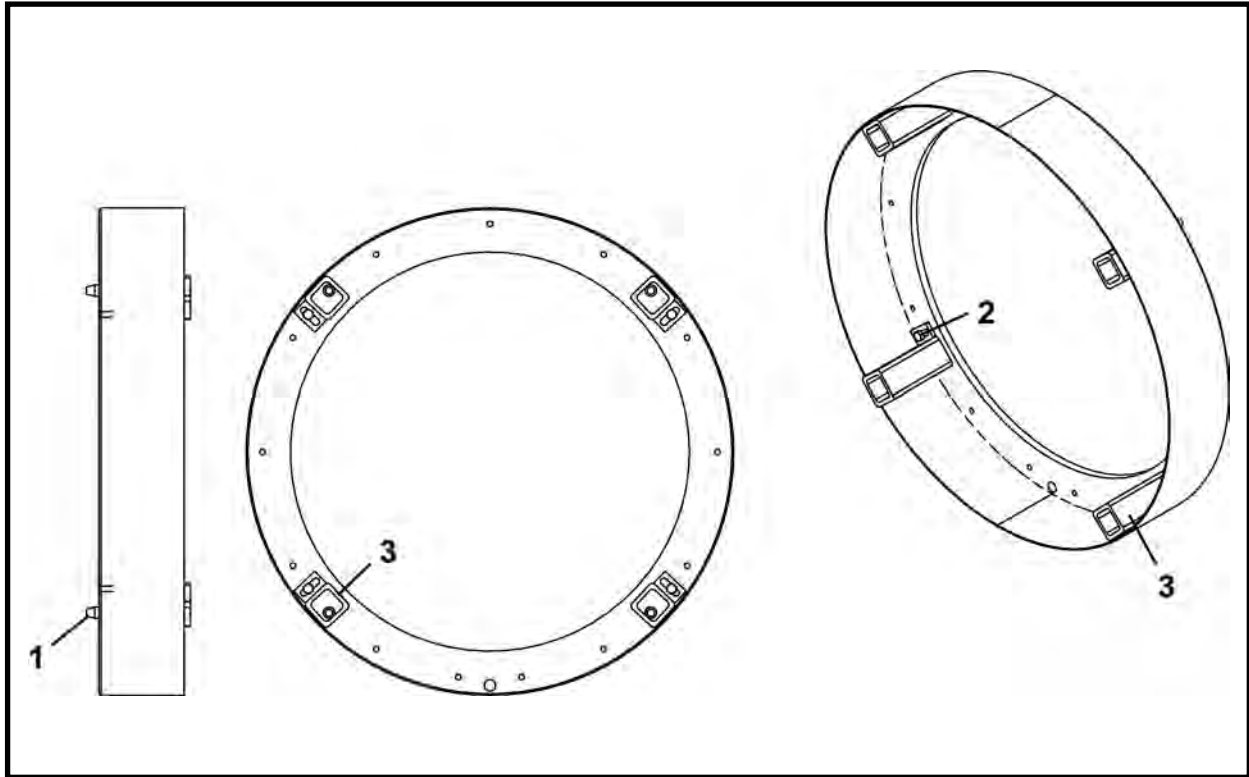
PT - Pint

FLOOR ASSEMBLY



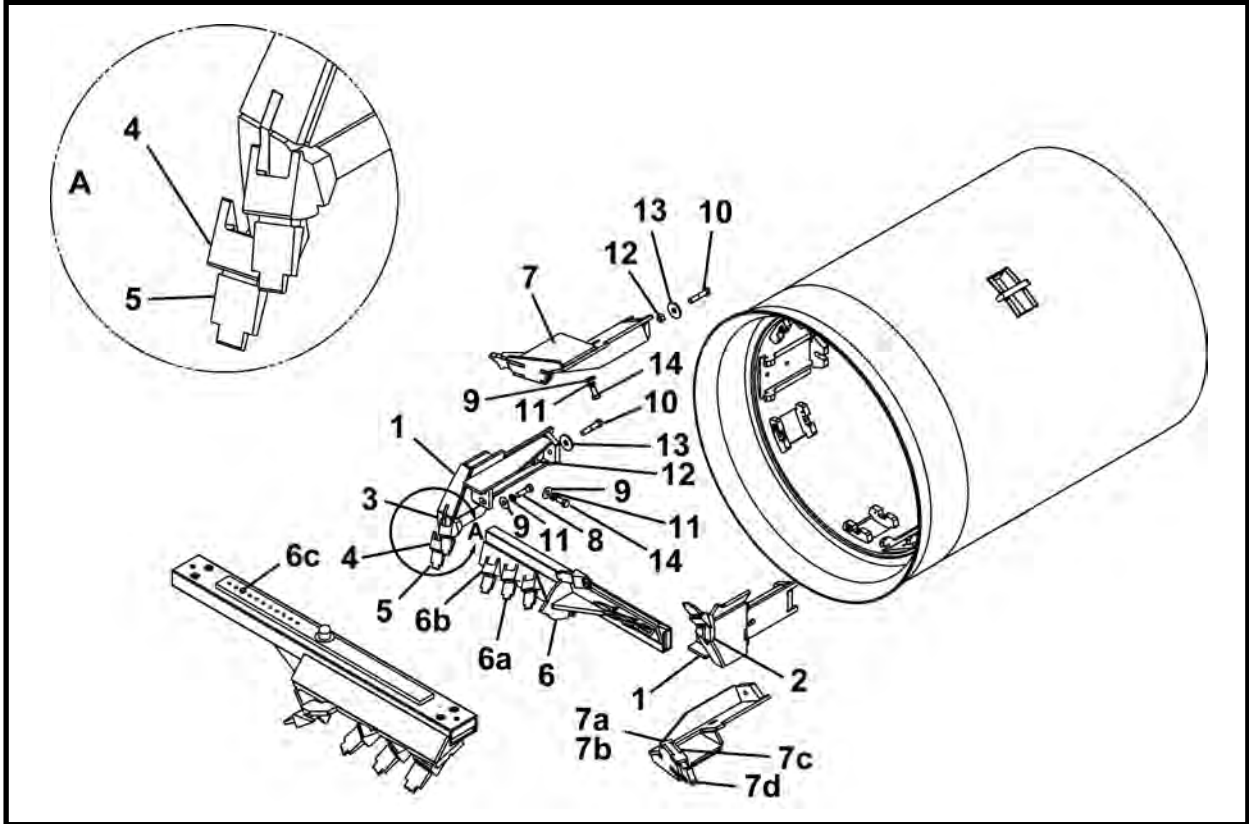
ITEM	QTY	360 PART NO.	420 PART NO.	48SC PART NO.	DESCRIPTION
0	1	025314A00	023720A00	026205A	ASSEMBLY, Floor
1	8	P0001-06-004	P0001-06-004	P0001-06-004	BOLT, Hex 3/8 UNC x 1
2	12	P0045-006	P0045-006	P0045-006	WASHER, Lock 3/8
3	8	001810P02	001810P02	001810P02	BAR, Mounting
4	4	025043P	025043P	025043P	STRAP, Floor Support Mid
5	4	025049P	025049P	025049P	STRAP, Floor Support
6	12	001811P00	001811P00	001811P00	BAR, Seat
7	1	002203A00	002203A00	002203A00	WELDMENT, Track Bar
8	2	001979P01	001979P01	001979P01	TAB, Track Starting
9	1	025380P	023730P	026208P	FLOOR, Dirt Wing Drum LH
10	1	025378P	023728P	026206P	FLOOR, Mid Drum LH
11	4	P0001-06-003	P0001-06-003	P0001-06-003	BOLT, Hex 3/8 UNC x .75
12	4	P0003-06-000	P0003-06-000	P0003-06-000	NUT, 3/8
13	1	025381P	023793P	026209P	FLOOR, Dirt Wing Drum RH
14	1	025379P	023729P	026207P	FLOOR-Mid Drum RH
15	2	010161P00	010161P00	010161P00	TAB, Track Starting
16	1	030560A	030560A	030560A	TRACK ADAPTER, TBM

BELL END RING ASSEMBLY
360-420



ITEM	QTY	360	420	DESCRIPTION
		PART NO.	PART NO.	
0	1	025377A	023710A00	ASSEMBLY, Bell End Ring
1	4	023792P00	023792P00	PIN, Locating
2	4	P0001-12-006	P0001-12-006	BOLT, 3/4 UNC x 1.5
3	4	019370A	019370A	BLOCK, Spacer

**DIRT HEAD ASSEMBLY
DIRT BAR**



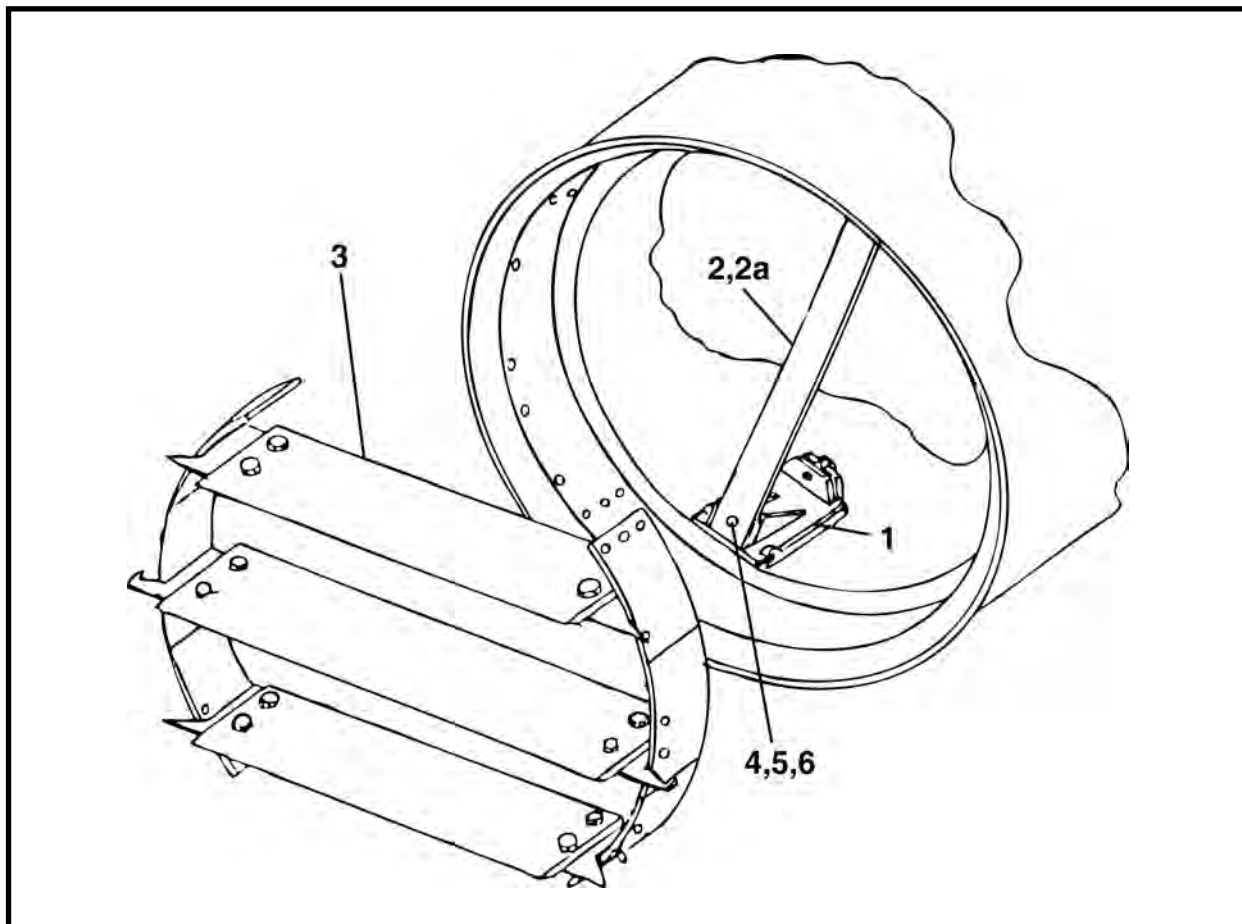
ITEM	QTY	360 PART NO.	420 PART NO.	48SC PART NO.	DESCRIPTION
0	1	004870A01	030328A	030331A	ASSEMBLY, Dirt Head
1	2	030315A	030315A	030315A	CUTTER, Outside
2	1	022880P	030329P	030329P	MOUNT, Tooth - RH
3	1	022881P	030330P	030332P	MOUNT, Tooth - LH
4	3	P0051-001	P0051-001	P0051-001	POCKET, Tooth
5	3	P0050-001	P0050-001	P0050-001	TEETH, Cutter
6	1	002892A00	002673A00	006321A01	BAR, Cutter (Includes items 6a - 6c)
6a*	5/7/6	P0050-001	P0050-001	P0050-001	TOOTH, Cutter
6b	5/7/6	P0051-001	P0051-001	P0051-001	POCKET, Tooth
6c	1	P0001-05-003	P0001-05-003	P0001-05-003	BOLT, Target 5/16 UNC x 3/4
7	2	004742A00	004742A00	004742A00	PLATE, Cutter Adjustment (Includes items 7a-7d)
7a	1	P0034-12-014	P0034-12-014	P0034-12-014	BOLT, Square Head 3/4 UNC x 3.5
7b	1	P0007-12-000	P0007-12-000	P0007-12-000	NUT, Jam
7c	1	P0001-08-004	P0001-08-004	P0001-08-004	BOLT, 1/2 UNC x 1
7d.1	AR	004750P01	004750P01	004750P01	TOOTH, Overcut (Standard) 8.25"
7d.2	AR	004750P02	004750P02	004750P02	TOOTH, Overcut (Long) 9.25"
7d.3	AR	004750P03	004750P03	004750P03	TOOTH, Overcut (Extra Long)10.25"
8	4	P0001-12-010	P0001-12-010	P0001-12-010	BOLT, Hex 3/4 UNC x 2.5
9	8	P0040-012	P0040-012	P0040-012	WASHER, Hardened Flat 3/4
10	4	P0001-12-014	P0001-12-014	P0001-12-014	BOLT, Hex 3/4 UNC x 3.5
11	8	P0045-012	P0045-012	P0045-012	WASHER, Lock 3/4
12	4	P0003-12-000	P0003-12-000	P0003-12-000	NUT, 3/4
13	4	004124P01	004124P01	004124P01	WASHER
14	4	P0001-12-006	P0001-12-006	P0001-12-006	BOLT, Hex 3/4 UNC x 1.5

AR - As Required

* Optional Teeth: 014400A00, Duckbill Tooth Assembly

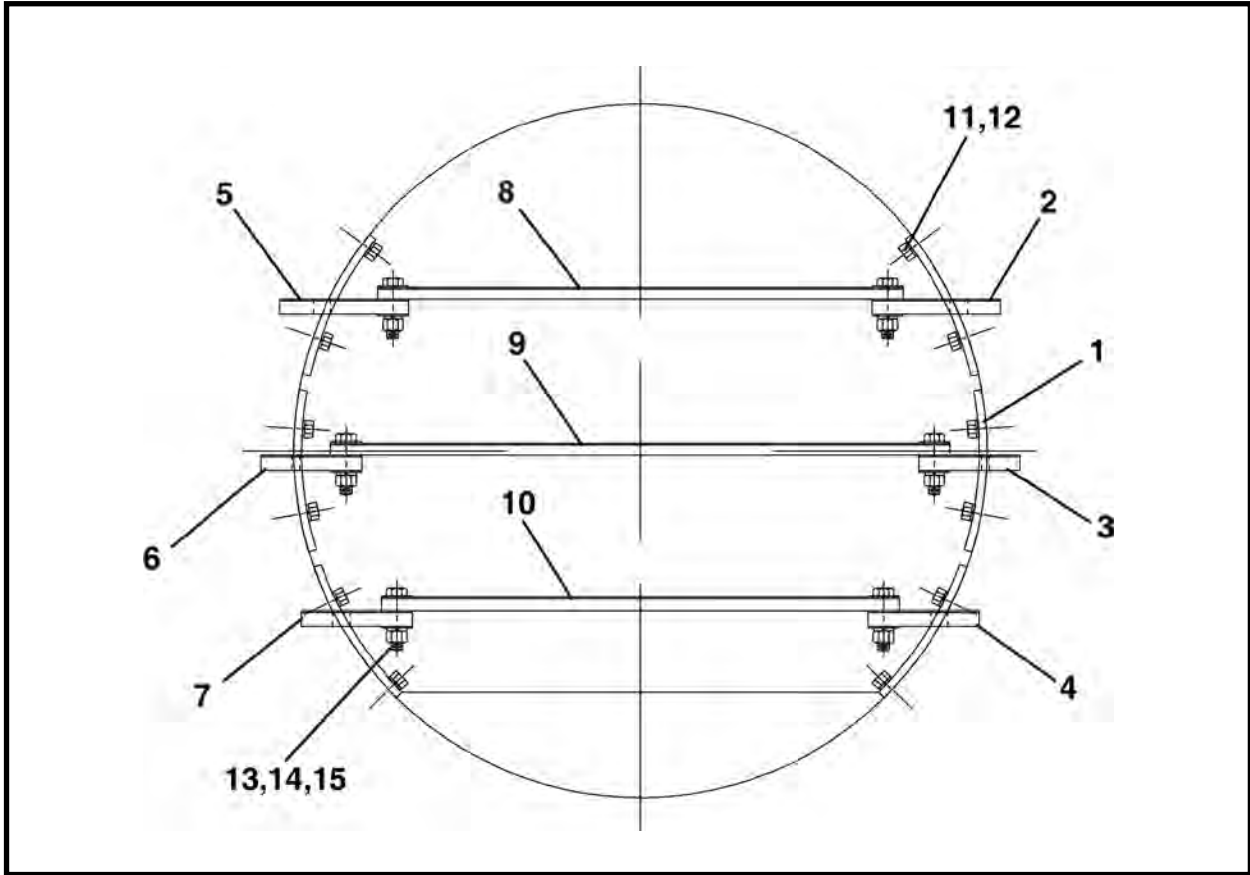
NOTES

SAND HEAD ASSEMBLY



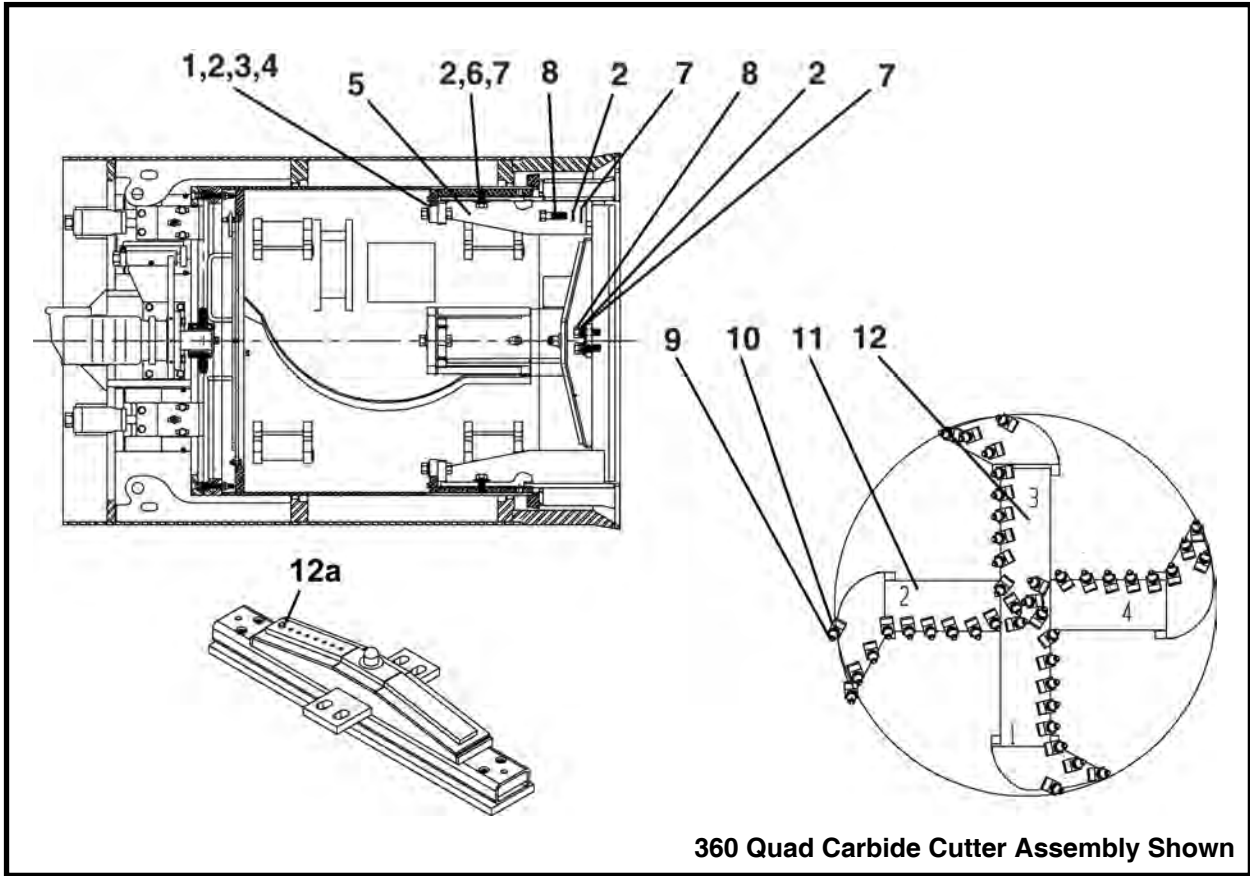
ITEM	QTY	360 PART NO.	420 PART NO.	48SC PART NO.	DESCRIPTION
0	1	004869A01	004642A01	006283A01	ASSEMBLY, Sand Head
1	2	004644A01	004644A01	004644A01	PLATE, Sand
2	1	004871A00	004643A00	006325A01	BAR, Sand (Includes item 2a)
2a	1	P0001-05-003	P0001-05-003	P0001-05-003	BOLT, Target Hex 5/16 UNC x .75
3	1	004872A02	004645A02	006326A02	ASSEMBLY, Sand Shelf
4	2	P0001-10-006	P0001-10-006	-	BOLT, 5/8 UNC x 1.5
4	2	-	-	P0001-10-005	BOLT, 5/8 UNC x 1.25
5	2	P0040-010	P0040-010	P0040-010	WASHER, Hardened Flat 5/8
6	2	P0045-010	P0045-010	P0045-010	WASHER, Lock 5/8

**SAND SHELF ASSEMBLY
SAND HEAD**



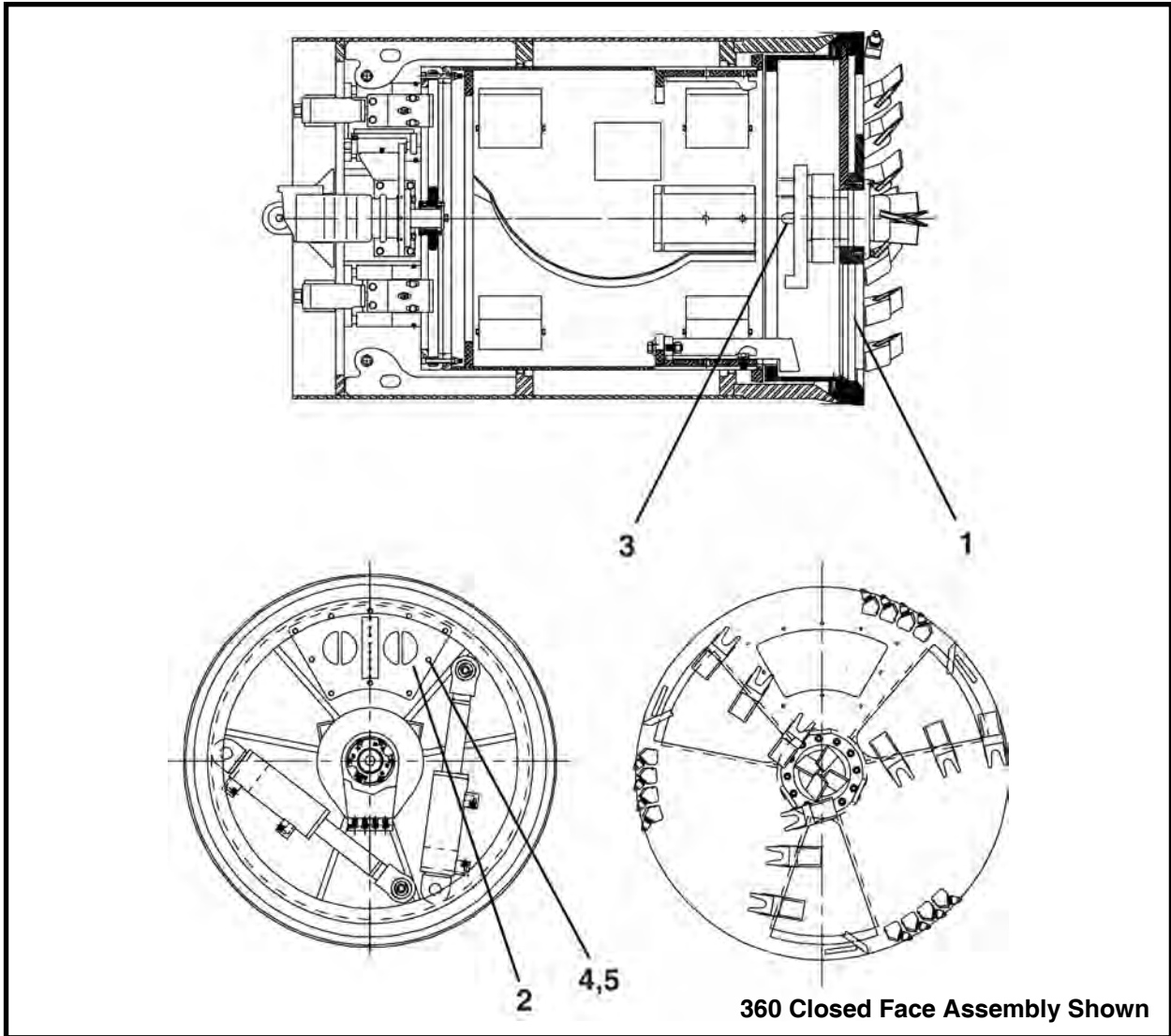
ITEM	QTY	360 PART NO.	420 PART NO.	48SC PART NO.	DESCRIPTION
0	1	004872A02	004645A02	006326A02	ASSEMBLY, Sand Shelf
1	2	002883P01	004646P01	006328P01	BAR, Curved Mounting
2	1	005373P00	004654P00	005373P00	SHELF, End
3	1	005375P00	004650P00	004652P00	SHELF, End
4	1	005377P00	004652P00	005384P00	SHELF, End
5	1	005374P00	004655P00	005374P00	SHELF, End
6	1	005376P00	004651P00	004653P00	SHELF, End
7	1	005378P00	004653P00	005385P00	SHELF, End
8	1	005379P00	004647P00	006329P00	SHELF, Sand
9	1	005380P00	004648P00	006330P00	SHELF, Sand
10	1	005381P00	004649P00	006331P00	SHELF, Sand
11	24	P0001-10-008	P0001-10-008	P0001-10-008	BOLT, 5/8-11 UNC x 2
12	24	P0040-010	P0040-010	P0040-010	WASHER, Hardened Flat 5/8
13	12	P0001-12-011	P0001-12-011	P0001-12-011	BOLT, 3/4 UNC x 2.75
14	12	P0040-012	P0040-012	P0040-012	WASHER, Hardened Flat 3/4
15	12	P0003-12-000	P0003-12-000	P0003-12-000	NUT, 3/4

**QUAD CARBIDE CUTTER BAR ASSEMBLY
QUAD BAR**



ITEM	QTY	360 PART NO.	420 PART NO.	48SC PART NO.	DESCRIPTION
0	1	010515A00	009354A01	019745A	ASSEMBLY, Quad Carbide Cutter Bar
1	4	P0001-12-014	P0001-12-014	-	BOLT, Hex 3/4 UNC x 3.5
1	4	-	-	P0001-12-012	BOLT, Hex 3/4 UNC x 3
2	12	P0045-012	P0045-012	P0045-012	WASHER, Lock 3/4
3	4	004124P01	004124P01	004124P01	WASHER, Flat
4	4	P0003-12-000	P0003-12-000	P0003-12-000	NUT, 3/4
5	4	005539A01	005539A01	005539A01	ASSEMBLY, Carbide Cutter Plate
6	4	P0001-12-006	P0001-12-006	P0001-12-006	BOLT, Hex 3/4 UNC x 1.5
7	16	P0040-012	P0040-012	P0040-012	WASHER, Flat 3/4
8	12	P0001-12-010	P0001-12-010	P0001-12-010	BOLT, Hex 3/4 UNC x 2.5
9	43/48/44	P0050-011	P0050-011	P0050-011	TOOTH, Carbide
10	43/48/44	P0051-004	P0051-004	P0051-004	HOLDER, Tooth
11	2	025321A00	024115A00	019740A	QUAD BAR
12	1	010514A00	009355A00	019730A00	BAR, Cutter (Includes item 12a)
12a	1	P0001-05-003	P0001-05-003	P0001-05-003	BOLT, Hex 5/16 UNC x .75

**CLOSED FACE ASSEMBLY
CLOSED FACE (OLD STYLE)**

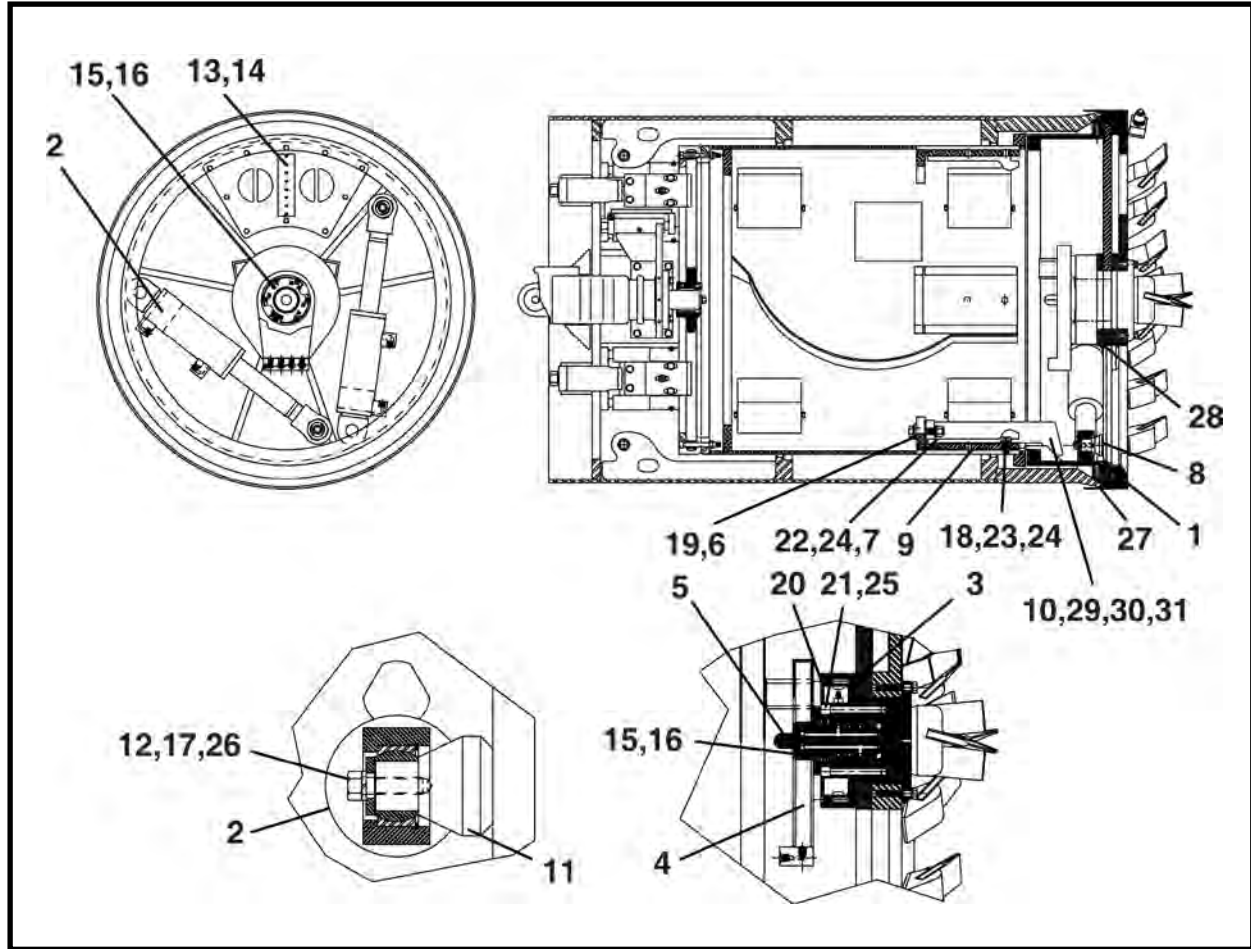


ITEM	QTY	360 PART NO.	420 PART NO.	48SC PART NO.	DESCRIPTION
0	1	F25325F00	023900A00	019710A00	ASSEMBLY, Closed Face
1*	1	025326A00	023901A00	019711A00	ASSEMBLY, Closed Face Mounting & Weld
2	1	025327A00	023906A00	019716A00	DOOR, Obstruction Removal
3**	1	019315A00	019315A00	019315A00	CONTROL, Closed Face
4	10	P0001-06-006	P0001-06-006	P0001-06-006	BOLT, 3/8 UNC x 1.5
5	10	P0045-006	P0045-006	P0045-006	WASHER, Lock 3/8

* Refer to this section for parts information.

** Refer to Section 6, Hydraulics, Closed Face Control Assembly, 019315A00 for parts information.

**CLOSED FACE MOUNTING & WELD ASSEMBLY
CLOSED FACE (OLD STYLE)**



ITEM	QTY	360 PART NO.	420 PART NO.	48SC PART NO.	DESCRIPTION
0	1	025326A00	023901A00	019711A00	ASSEMBLY, Closed Face Mounting & Weld
1	1	025328A00	023902A00	019712A00	ASSEMBLY, Closed Face Weldment (Includes items 1a - 1b)
1a*	1	025329A00	023903A00	019713A00	WELDMENT, Front Face
1b	2	P0085-S14	P0085-S14	P0085-S14	ORING
2**	2	025332A00	015265A00	015265A00	CYLINDER ASSEMBLY
3	1	018656A00	018656A00	018656A00	GUARD, Rotary Hub (Includes items 3a-3b)
3a	2	P0063-001	P0063-001	P0063-001	FITTING, Grease
3b	6	P0030-06-004	P0030-06-004	P0030-06-004	SCREW, Flat Head Cap 3/8 UNC x 1
4	1	018670A00	018670A00	018670A00	CONVEYOR & ROTARY HUB GUARD (Includes items 4a - 4b)
4a	4	P0001-05-004	P0001-05-004	P0001-05-004	BOLT, Hex 5/16 UNC x 1
4b	4	P0045-005	P0045-005	P0045-005	WASHER, Lock 5/16
5*	1	018700A00	018700A00	018700A00	ASSEMBLY, Rotary Hub
6	4	004124P01	004124P01	004124P01	WASHER
7	4	004671P00	004671P00	004671P00	LUG
8	2	025400P00	014490P00	014490P00	PIN
9	4	015027P00	015027P00	015027P00	PLATE, Mounting
10	8	015028P00	015028P00	015028P00	PLATE, Mounting
11	2	025401P00	018717P01	018717P01	PIN
12	4	018718P00	018718P00	018718P00	WASHER

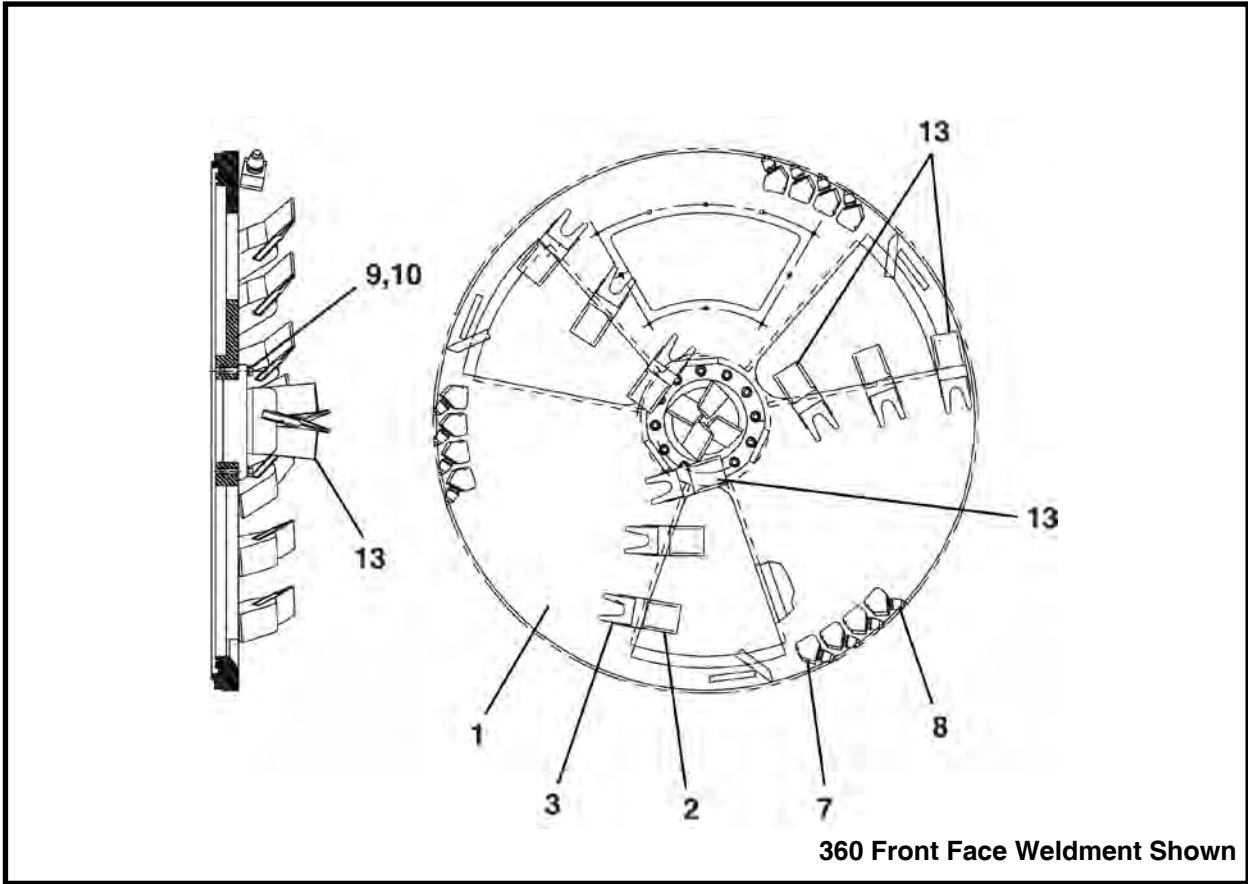
**CLOSED FACE MOUNTING & WELD ASSEMBLY
CLOSED FACE (OLD STYLE)**

ITEM	QTY	360	420	48SC	DESCRIPTION
		PART NO.	PART NO.	PART NO.	
13	2	023763P00	023763P00	023763P00	PLATE
14	2	P0001-05-003	P0001-05-003	P0001-05-003	BOLT, Hex 5/16 UNC x .75
15	4	P0001-06-003	P0001-06-003	P0001-06-003	BOLT, Hex 3/8 UNC x .75
16	4	P0045-006	P0045-006	P0045-006	WASHER, Lock 3/8
17	4	P0001-08-006	P0001-08-006	P0001-08-006	BOLT, Hex 1/2 UNC x 1-1/2
18	8	P0001-12-006	P0001-12-006	P0001-12-006	BOLT, Hex 3/4 UNC x 1-1/2
19	4	P0001-12-014	P0001-12-014	P0001-12-014	BOLT, Hex 3/4 UNC x 3-1/2
20	6	P0030-06-004	P0030-06-004	P0030-06-004	SCREW, Flat Head Cap 3/8 UNC x 1
21	6	P0031-08-024	P0031-08-024	P0031-08-024	SCREW, Socket Head Cap 1/2 UNC x 6
22	4	P0003-12-000	P0003-12-000	P0003-12-000	NUT, 3/4
23	12	P0040-012	P0040-012	P0040-012	WASHER, Flat 3/4
24	16	P0045-012	P0045-012	P0045-012	WASHER, Lock 3/4
25	6	P0046-008	P0046-008	P0046-008	WASHER, Lock 1/2 Hi Collar
26	4	P0045-008	P0045-008	P0045-008	WASHER, Lock 1/2
27	1	-	-	-	MOUNTING & WELDMENT
28	1	-	-	-	RING, Spacer
29	8	026909P	026909P	026909P	PLATE, Close Off
30	8	026907P	026907P	026907P	PLATE, Close Off
31	4	026137P	026137P	026137P	PLATE, Close Off

* Refer to this section for parts information.

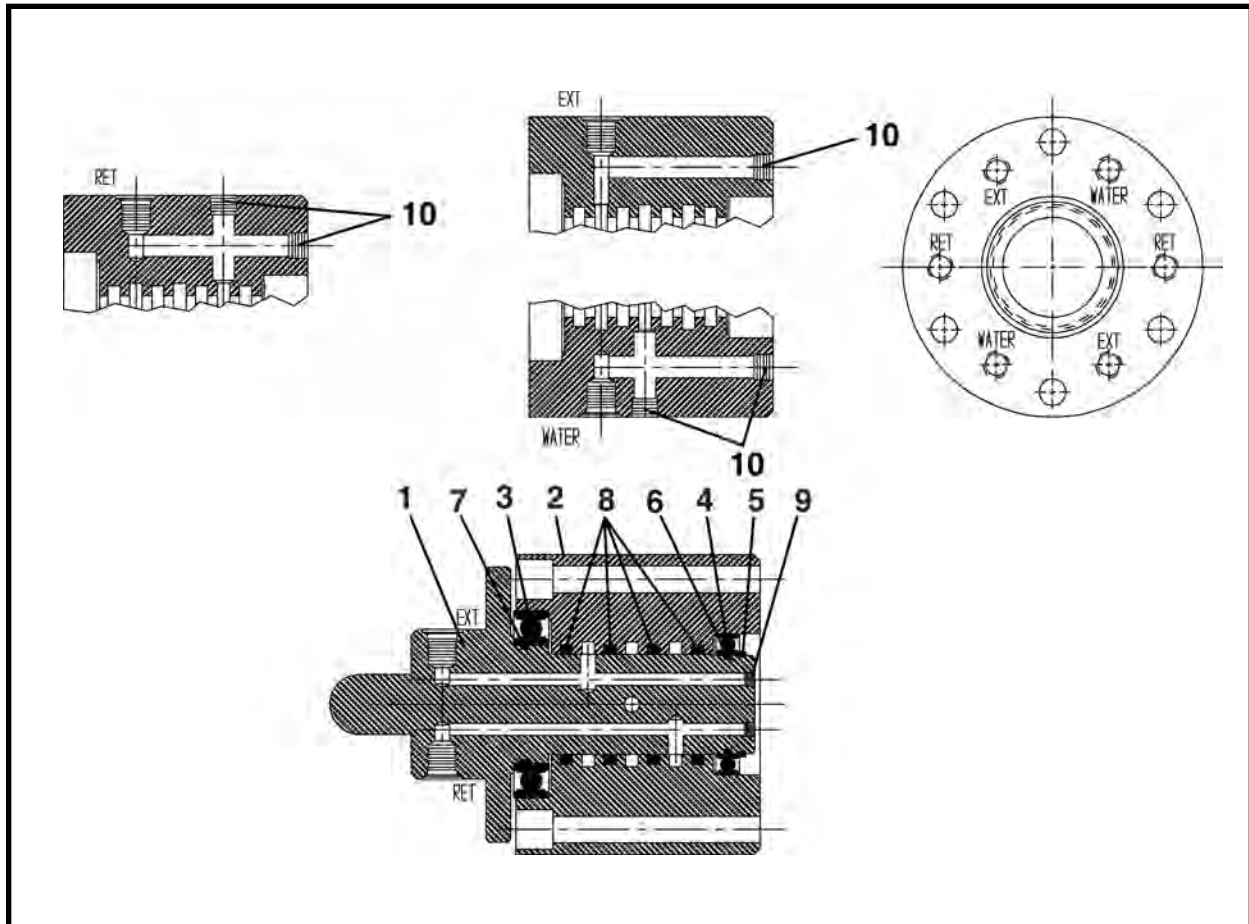
** Refer to Section 10, Cylinders for parts information.

**FRONT FACE WELDMENT
CLOSED FACE**



ITEM	QTY	360 PART NO.	420 PART NO.	48SC PART NO.	DESCRIPTION
0	1	025329A00	023903A00	019713A00	WELDMENT, Front Face
1	1	025402P00	023951P00	019720P00	FACE, Closed
2	5/7/6	P0050-026	P0050-026	P0050-026	TEETH, Cutter
3	9/12/11	P0051-011	P0051-011	P0051-011	POCKET, Tooth
4	-	-	-	-	-
5	-	-	-	-	-
6	-	-	-	-	-
7	12	P0051-004	P0051-004	P0051-004	HOLDER, Bit
8	12	P0050-011	P0050-011	P0050-011	CUTTER BIT
9	12	P0001-08-008	P0001-08-008	P0001-08-008	BOLT, 1/2 UNC x 2
10	12	P0045-008	P0045-008	P0045-008	WASHER, Lock 1/2
11	-	-	-	-	-
12	-	-	-	-	-
13	8/9/9	P0050-030	P0050-030	P0050-030	TEETH, Carbide Cutter

**ROTARY HUB ASSEMBLY, 018700A00
CLOSED FACE (OLD STYLE)**



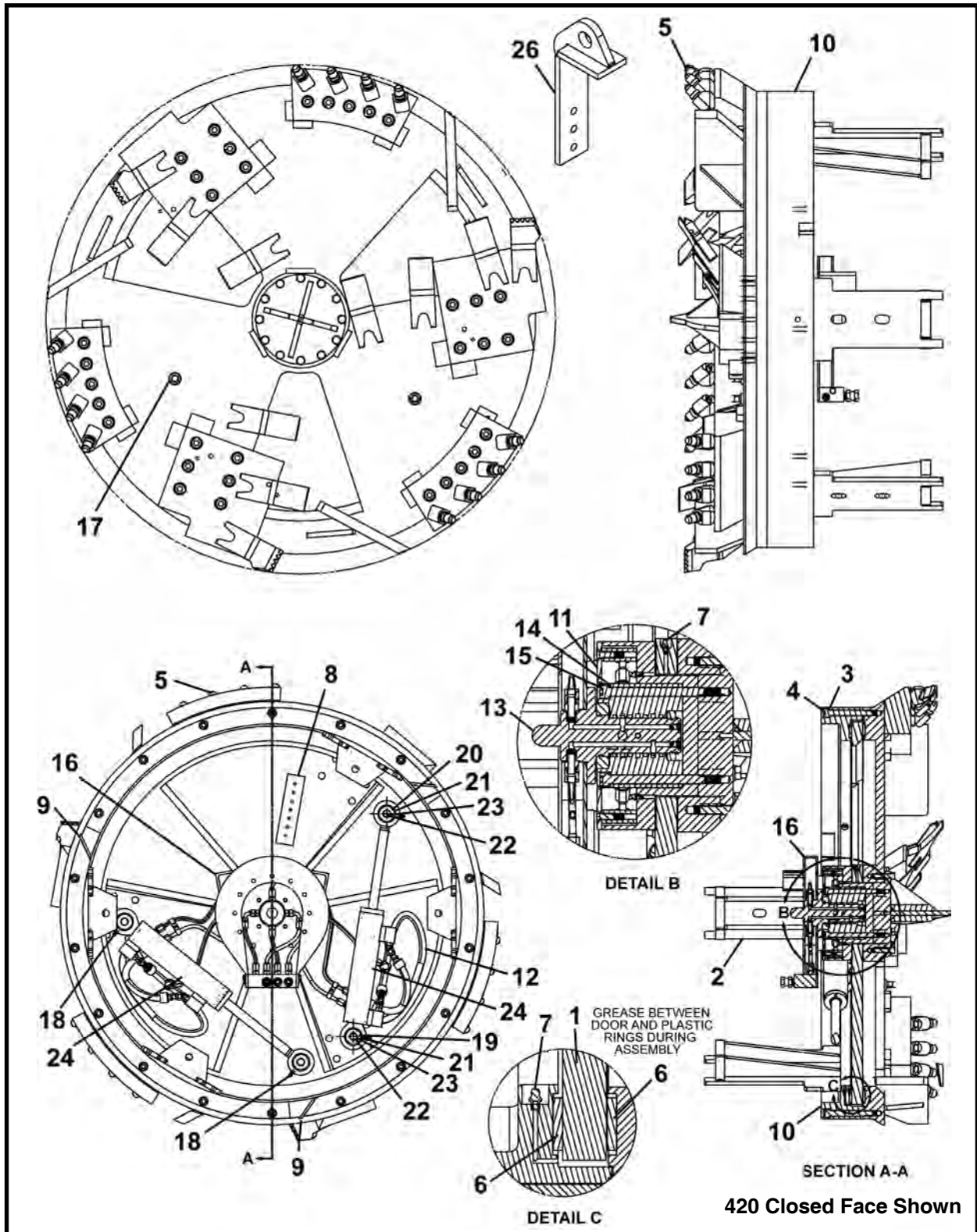
ITEM	QTY	PART NO.	DESCRIPTION
0*	1	018700A00	ASSEMBLY, Rotary Hub
1	-	-	-
2	-	-	-
3	1	P0065-106	BEARING
4	1	P0065-013	BEARING
5	1	P0077-029	RING, Snap
6	1	P0085-132	ORING
7	1	P0085-139	ORING
8	4	P0080-019	SEAL, Quad
9	1	P0300-144	PLUG, 1/8
10	10	P0300-026	PLUG, 1/4

* The complete Rotary Hub Assembly, 018700A00 is no longer available. For complete replacement, use 027562A, Rotary Hub Assembly (refer to Rotary Hub Assembly, 027562A later in this section).

NOTE: When replacing parts:

1. Pack bearings with grease before pressing into item 2.
2. Lubricate seals and shaft before assembly in item 2.
3. After shaft is in place, slide item 6 on shaft.
4. Press item 4 into housing after shaft is in place.
5. Pressure test all ports of hub to 3,000 psi.

CLOSED FACE ASSEMBLY
420 - 48SC CLOSED FACE (NEW STYLE)



ITEM	QTY	420 PART NO.	48SC PART NO.	DESCRIPTION
0	1	F23990F	F16600F	CLOSED FACE ASSEMBLY
1	1	023993P	016602P	DOOR, Rotary
2	4	023997A	016625A	MOUNT
3	18	P0046-010	P0046-010	WASHER, Hi-Collar Lock 5/8

CLOSED FACE ASSEMBLY
420 - 48SC CLOSED FACE (NEW STYLE)

ITEM	QTY	420 PART NO.	48SC PART NO.	DESCRIPTION
4	18	P0031-10-020	P0031-10-020	SCREW, Socket Hd Cap 5/8 UNC x 5
5*	1	023991A	016621A	FRONT FACE ASSEMBLY
6	12/10	023994P	016620P	RING, Plastic Wear
7	6	P0063-001	P0063-001	FITTING, Grease Straight
8	1	023763P00	023763P00	TARGET BAR
9	3	027558P	027558P	SCRAPER, Outside
10	1	023992P	016603P	RING, Rear
11	1	018656A00	018656A00	ROTARY HUB ASSEMBLY (Includes items 11a & 11b)
11a	6	P0030-06-004	P0030-06-004	SCREW, Flat Head Cap 3/8 UNC x 1
11b	2	P0063-001	P0063-001	FITTING, Grease
12***	1	023986A	023986A	HYDRAULIC ROTARY HUB ASSEMBLY
13*	1	027562A	027562A	ROTARY HUB ASSEMBLY
14	6	P0046-008	P0046-008	WASHER, Hi-Collar Lock 1/2
15	6	P0031-08-022	P0031-08-022	SCREW, Socket Hd Cap 1/2 UNC x 5.5
16	1	018670A00	018670A00	GUARD, Rotary Hub (Includes items 16a & 16b)
16a	4	P0001-05-004	P0001-05-004	BOLT, Hex 5/16 UNC x 1
16b	4	P0045-004	P0045-004	WASHER, Lock 1/4
17	2	P0416-003	P0416-003	PLUG, Square Head 1/2
18	4	P0063-003	P0063-003	FITTING, Grease, 90 Degree
19	2	015098P	015098P	MOUNT, Cylinder Barrel
20	2	015099P	015099P	MOUNT, Cylinder Shaft
21	4	018718P00	018718P00	WASHER
22	4	P0001-08-006	P0001-08-006	BOLT, 1/2 UNC x 1.5
23	4	P0045-008	P0045-008	WASHER, Lock 1/2
24****	2	015085A	015090A	CYLINDER ASSEMBLY
25**	3	016735A	016735A	RUBBER PADDLE ASSEMBLY
26^	1	027509A	027509A	LIFTING WELDMENT

* Refer to this section for parts information.

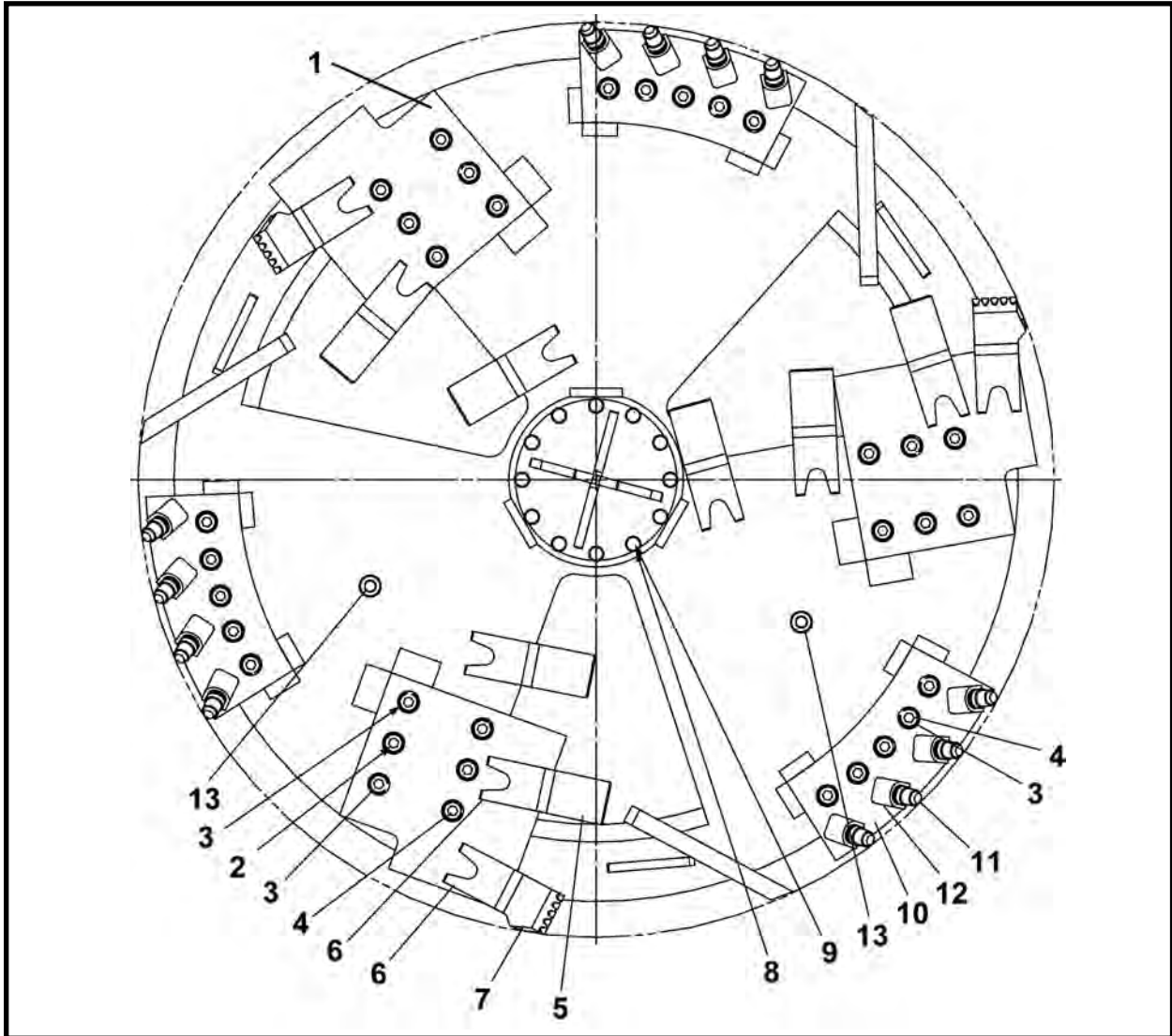
** Not Shown. Refer to this section for parts information.

*** Refer to Section 6, Hydraulics for parts information.

**** Refer to Section 10, Cylinders for parts information.

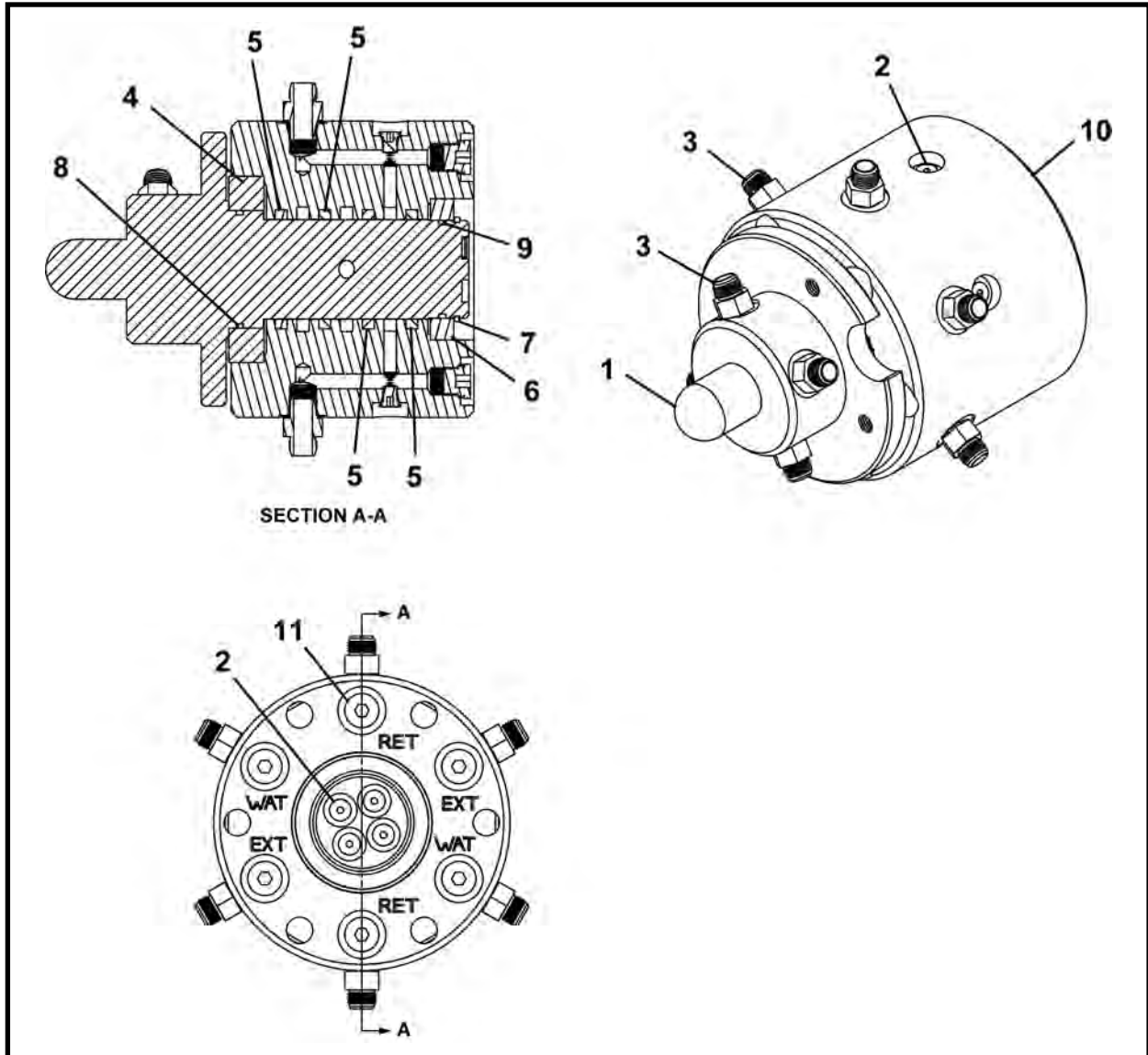
^ When changing closed face assembly, use Lifting Weldment, 027509A (ITEM 26) to move closed face assembly to/from TBM. To install Lifting Weldment 027509A to closed face assembly, remove three 3/4 UNC x 3 socket head cap screws (PN P0031-12-012) (retain for later use) from standard tooth weldment (PN 026317A) and replace with three 3/4 UNC x 5 socket head cap screws (PN P0031-12-020). Once closed face assembly is reinstalled, remove 3/4 UNC x 5 hardware and lifting weldment and replace the 3/4 UNC x 3 hardware (previously removed) into the standard tooth weldment. If hardware is damaged, replace with new.

FRONT FACE ASSEMBLY
420 - 48SC CLOSED FACE (NEW STYLE)



ITEM	QTY	420 PART NO.	48SC PART NO.	DESCRIPTION
0	1	023991A	016621A	FRONT FACE ASSEMBLY
1	3	026317A	026317A	WELDMENT, Standard Tooth
2	12	P0031-12-010	P0031-12-010	SCREW, Socket Hd Cap 3/4 UNC x 2.5
3	33	P0046-012	P0046-012	WASHER, Hi-Collar Lock 3/4
4	21	P0031-12-012	P0031-12-012	SCREW, Socket Head Cap 3/4 UNC x 3
5	7	P0050-026	P0050-026	TEETH, Cutter
6	10	P0051-011	P0051-011	POCKET, Tooth
7	3	P0050-030	P0050-030	TEETH, Carbide Cutter Bar
8	12	P0045-008	P0045-008	WASHER, Lock 1/2
9	12	P0001-08-008	P0001-08-008	BOLT, 1/2 UNC x 2
10	3	023985P	023985P	PLATE, Tooth Mounting
11	12	P0050-011	P0050-011	CUTTER BIT
12	12	P0051-004	P0051-004	HOLDER, Cutter Bit
13	2	P0400-003	P0400-003	COUPLING

ROTARY HUB ASSEMBLY, 027562A
360 - 420 - 48SC CLOSED FACE (NEW STYLE)

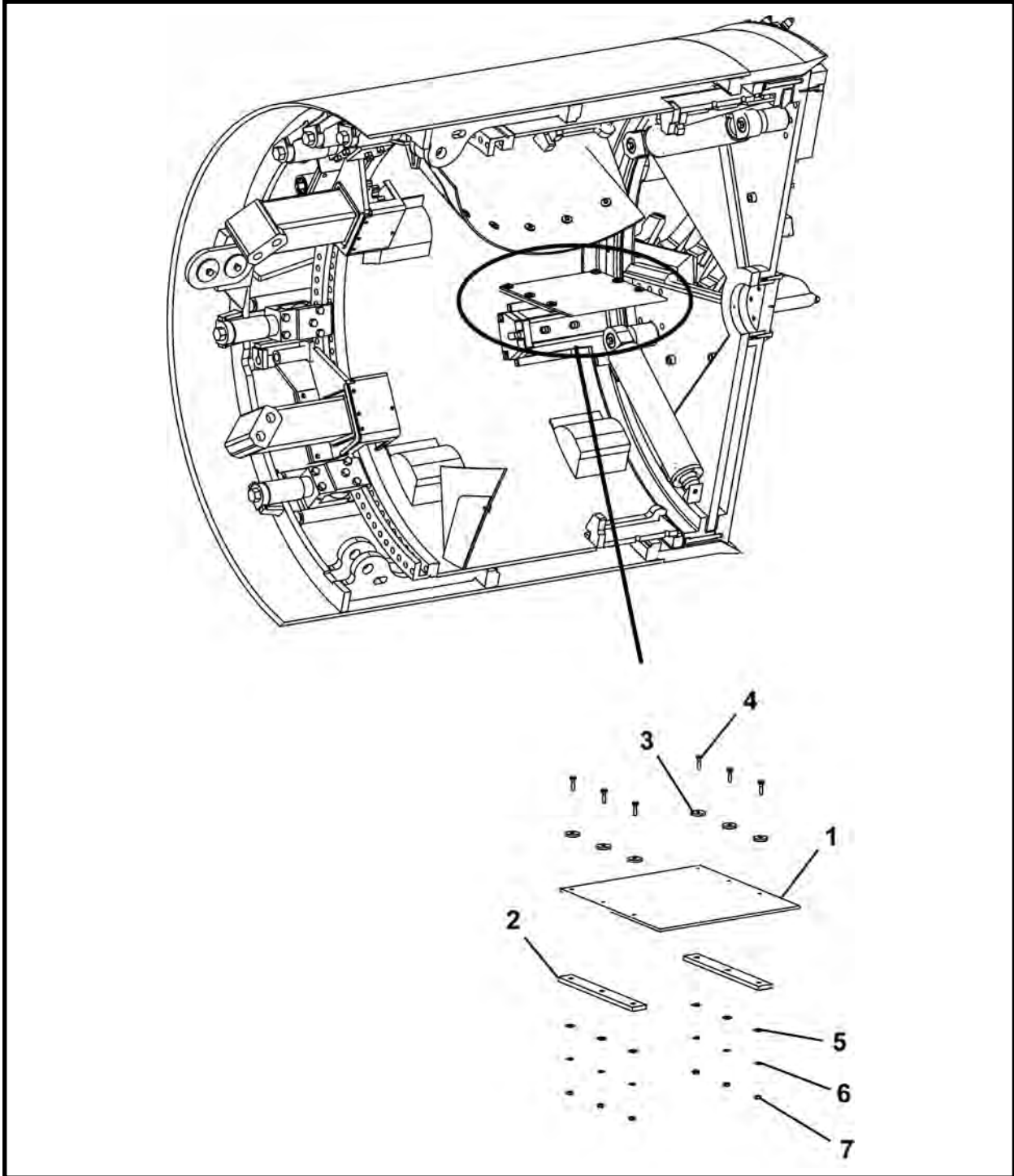


ITEM	QTY	PART NO.	DESCRIPTION
0	1	027562A	ROTARY HUB ASSEMBLY
1	1	027564P	SHAFT
2	8	P0300-224	PLUG, 02MB-HHP
3	10	P0300-041	FITTING, 06MJ-06MB
4	1	P0065-106	BEARING
5	4	P0080-019	SEAL, Quad
6	1	P0065-013	BEARING
7	1	P0077-029	RING, External Snap
8	1	P0085-139	ORING
9	1	P0085-132	ORING
10	1	027563P	HUB
11	6	P0300-176	PLUG, 06MB-HHP

NOTE: When replacing parts:

1. Pack bearings with grease before pressing into item 10.
2. Lubricate seals and shaft before assembly in item 10.
3. After shaft is in place, slide item 9 on shaft.
4. Press item 6 into housing after shaft is in place.
5. Pressure test all ports of hub to 3,000 psi.

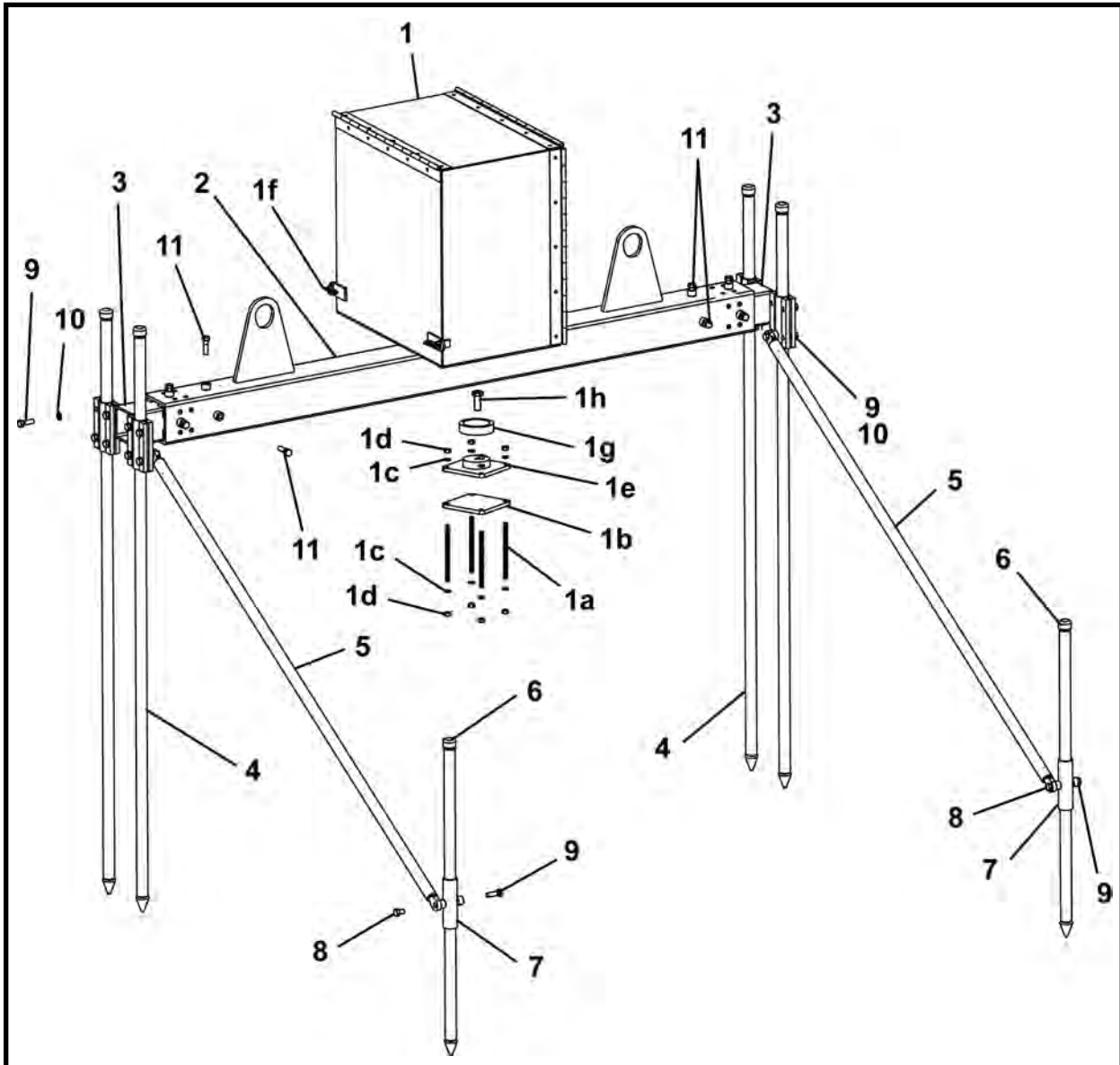
RUBBER PADDLE ASSEMBLY, 016735A
420 - 48SC CLOSED FACE (NEW STYLE)



ITEM	QTY	PART NO.	DESCRIPTION
0	1	016735A	PADDLE ASSEMBLY, Rubber
1	1	016736P	BELTING, Paddle
2	2	016737P	BAR, Paddle Mounting
3	6	002624P00	WASHER
4	6	P0001-04-004	BOLT, Hex 1/4 UNC x 1
5	6	P0040-004	WASHER, Hardened Flat 1/4
6	6	P0045-004	WASHER, Lock 1/4
7	6	P0003-04-000	NUT, 1/4

NOTES

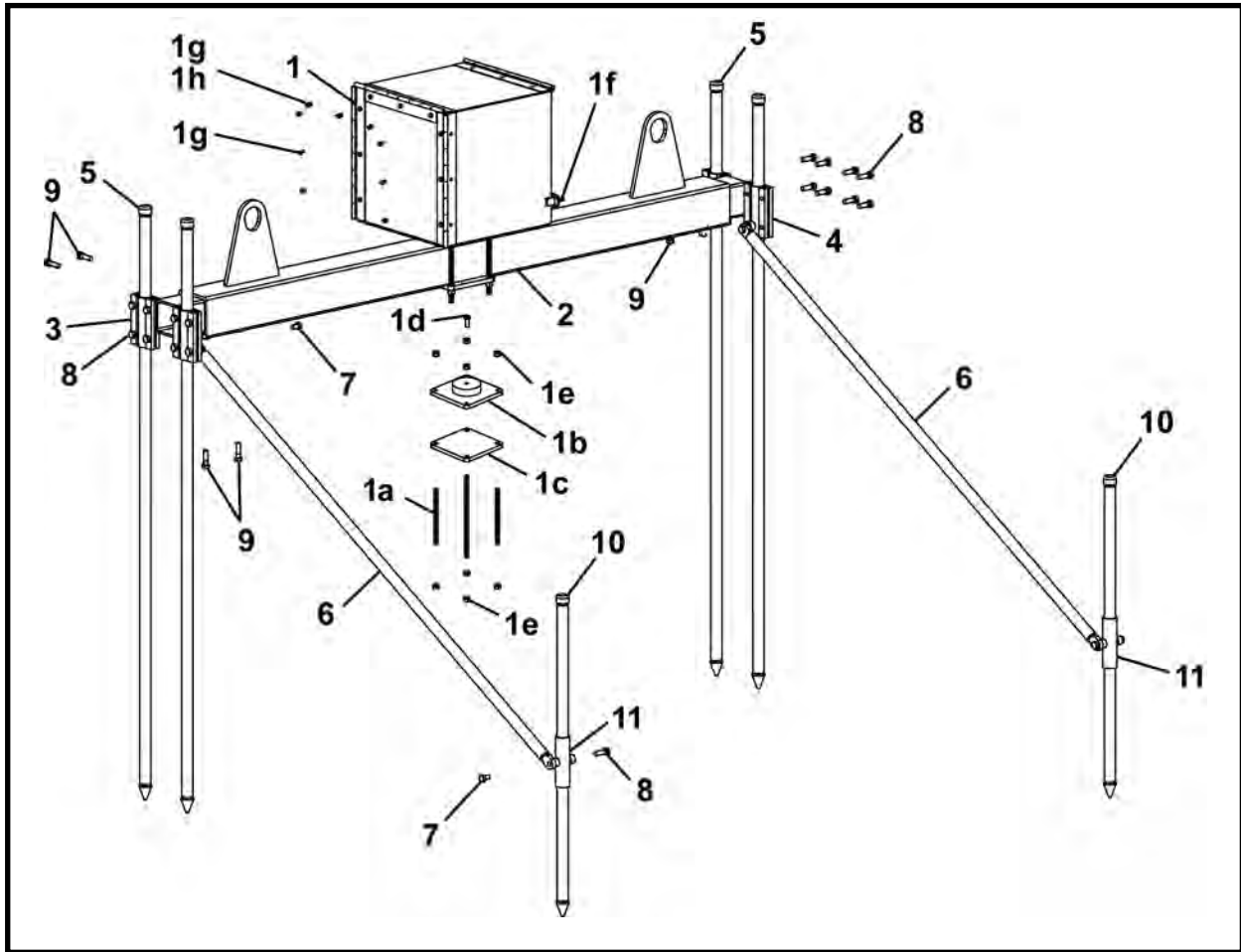
**LASER LIGHT STAND, F05866F00
(OLD STYLE)**



ITEM	QTY	PART NO.	DESCRIPTION
0	1	F05866F00	LASER LIGHT STAND
1	1	006068A01	LASER BOX ASSEMBLY (Includes items 1a - 1g)
1a	4	P0023-500A-008	ROD, Threaded
1b	1	006051P00	PLATE, Laser Box
1c	8	P0045-008	WASHER, Lock 1/2
1d	8	P0003-08-000	NUT, 1/2
1e	1	006050A00	BASE, Swivel
1f	2	P0090-004	PIN, Hitch
1g	1	006055P01	BUSHING
1h*	1	006069P00	BOLT, Pivot
2	1	006047A00	TUBE
3	2	006034A00	TUBE, Sliding
4	4	006039A00	STAKE, Long
5	2	006044A00	TUBE, Support
6	2	006040A00	STAKE, Short
7	2	006025A00	TUBE, Swivel
8	4	P0001-08-003	BOLT, Hex 1/2 UNC x .75
9	26	P0001-08-005	BOLT, Hex 1/2 UNC x 1.25
10	24	P0045-008	WASHER, Lock 1/2
11	8	P0001-08-007	BOLT, Hex 1/2 UNC x 1.75

* Adjust pivot bolt and use blue thread lock to ensure bolt does not tighten or loosen while stand is adjusted.

**LASER LIGHT STAND, F21675F
(NEW STYLE)**



ITEM	QTY	PART NO.	DESCRIPTION
0	1	F21675F	LASER LIGHT STAND
1	1	021681A	LASER BOX ASSEMBLY (Includes items 1a - 1h)
1a	4	P0023-500A-008	ROD, Threaded
1b	1	006050A00	BASE, Swivel
1c	1	006051P00	PLATE, Laser Box
1d*	1	006069P00	BOLT, Pivot
1e	8	P0003-08-000	NUT, 1/2
1f	2	P0090-004	PIN, Hitch
1g	9	P0001-04-002	BOLT, Hex 1/4 x .5
1h	3	P0003-04-000	NUT, 1/4
1i	1	006055P01	BUSHING
2	1	021682A	TUBE
3	1	021683A	TUBE, Slide - Right
4	1	021684A	TUBE, Slide - Left
5	4	006039A00	STAKE, Long
6	2	006044A00	TUBE, Support
7	4	P0001-08-003	BOLT, Hex 1/2 UNC x .75
8	18	P0001-08-006	BOLT, Hex 1/2 UNC x 1.5
9	8	P0001-08-007	BOLT, Hex 1/2 UNC x 1.75
10	2	006040A00	STAKE, Short
11	2	006025A00	TUBE, Swivel

* Adjust pivot bolt and use blue thread lock to ensure bolt does not tighten or loosen while stand is adjusted.

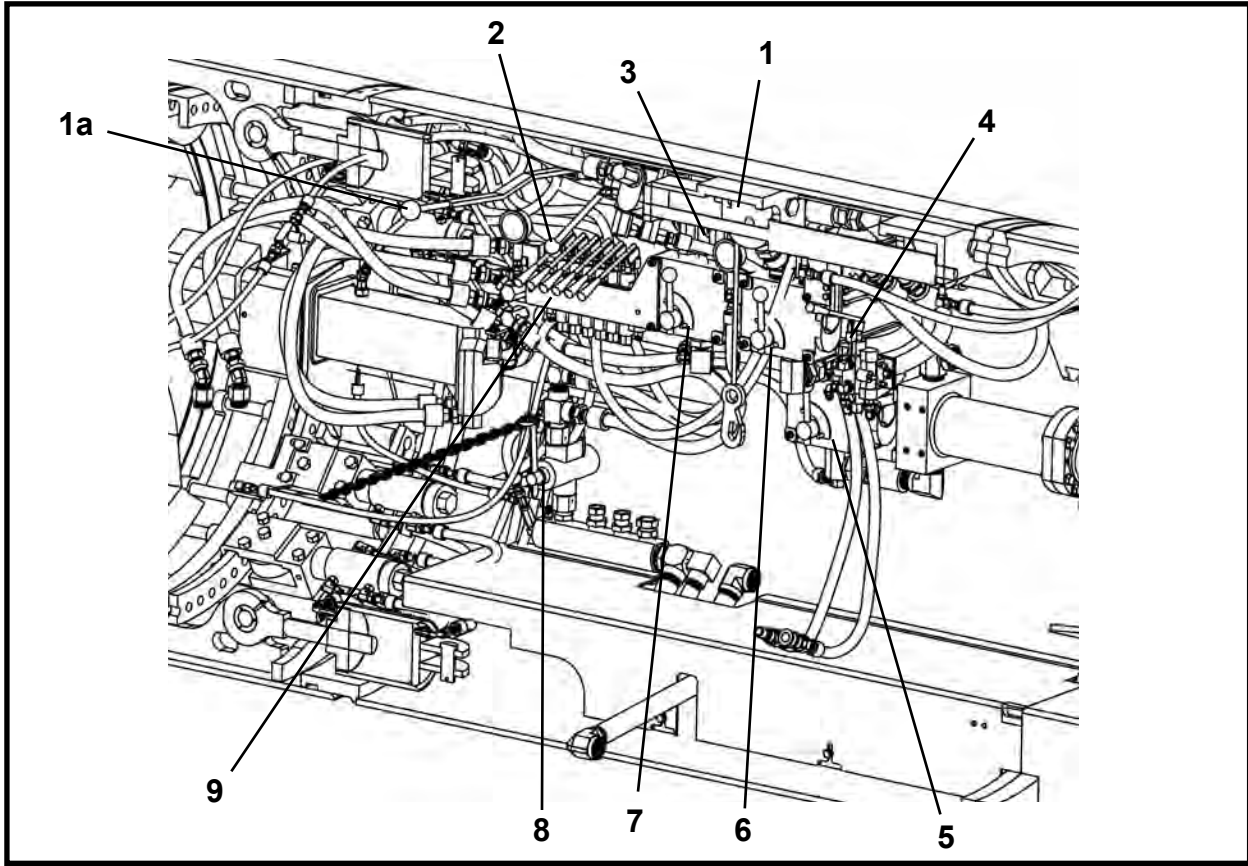
NOTES



Operator Controls

Operator Controls 2

OPERATOR CONTROLS



ITEM	QTY	PART NO.	DESCRIPTION
1*	1	003708A00	VALVE, Motor Control (Inner Drum)
1a	-	-	Inner Drum Control Lever
2*	1	P0302-109	VALVE, Conveyor Drive Control
3*	1	P0302-113	VALVE, Single/Dual Feed Control
4*	1	P0302-118	VALVE, Steering (Grade/Alignment)
5*	1	P0302-112	VALVE, Steering Selector Flow Control
6*	1	P0302-112	VALVE, Inner Drum Speed Flow Control
7*	1	P0302-112	VALVE, Conveyor Speed Flow Control
8*	1	P0302-113	VALVE, Conveyor Control
9*	1	P0302-260	VALVE, TBM Control

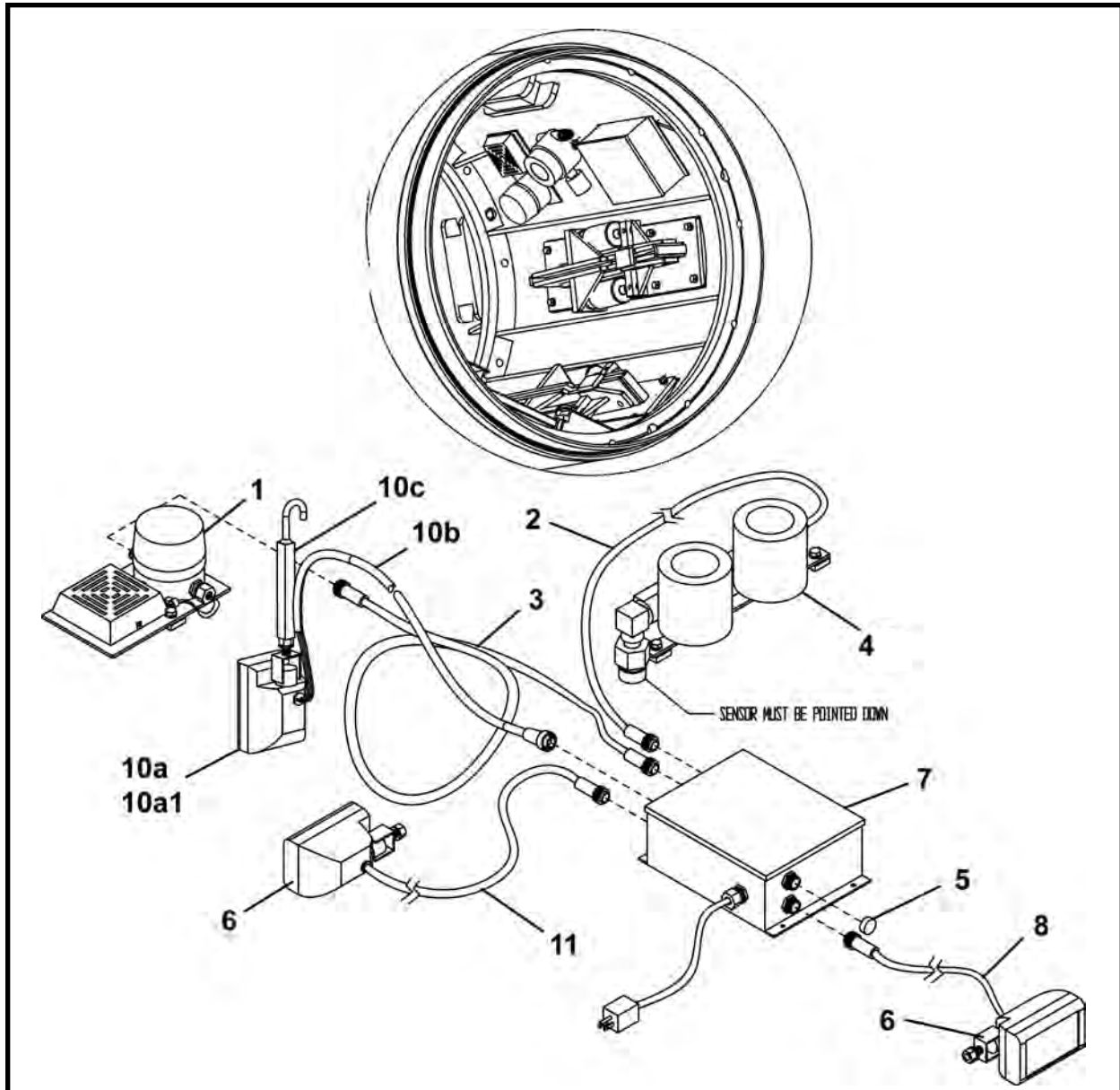
* Refer to Section 7, Valves for parts breakdown.



Electrical

Electrical System Assembly, 016400A	2
Strobe - Horn Assembly, 016404A	3
Gas Detector Assembly	
Gas Detector Assembly - GasMax II, 016420A	4
Gas Detector Assembly - Zellweger Analytics, 016401A	5
Gas Challenge Kit, P0310-266	6
Gas Detector Schematic	
GasMax II	8
Zellweger Analytics	9
Electrical Box Assembly, 016402A	10
Electrical Box Schematic	11
Extension Light Assembly, 016415A	12

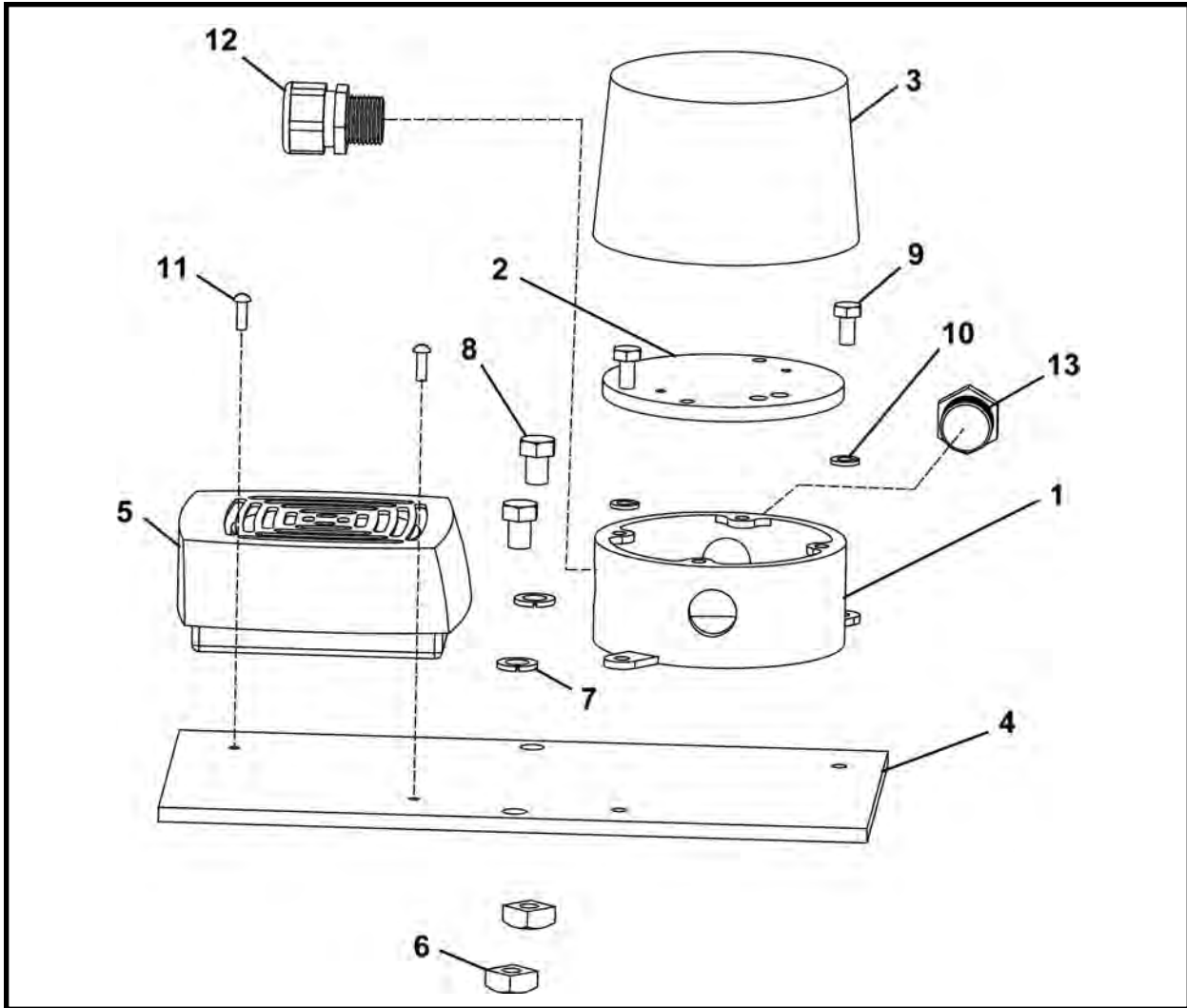
ELECTRICAL SYSTEM ASSEMBLY, 016400A



ITEM	QTY	PART NO.	DESCRIPTION
0	1	016400A	ELECTRICAL SYSTEM ASSEMBLY
1*	1	016404A	STROBE-HORN ASSEMBLY
2	1	P0054-287	CABLE
3	1	P0054-087	CABLE
4.1*	1	016420A	GAS DETECTOR ASSEMBLY - GasMax II
4.2*	1	016401A	GAS DETECTOR ASSEMBLY - Zellweger Analytics
5	1	P0054-090	CAP
6	2	016409A	LIGHT ASSEMBLY (Includes items 6a and 6b)
6a	1	P0053-026	LIGHT (Includes item 6b)
6b	1	P0053-026A	BULB, Light
7*	1	016402A	ELECTRICAL BOX ASSEMBLY
8	1	016410A	CABLE ASSEMBLY
9	-	-	-
10*	1	016415A	EXTENSION LIGHT ASSEMBLY (Includes items 10a - 10b)
10a	1	P0053-026	LIGHT (Includes item 10a1)
10a1	1	P0053-026A	BULB, Light
10b	1	P0054-167A	CABLE ASSEMBLY
10c	1	016416A	LIGHT HANDLE
11	1	016419A	CABLE ASSEMBLY, 25 ft

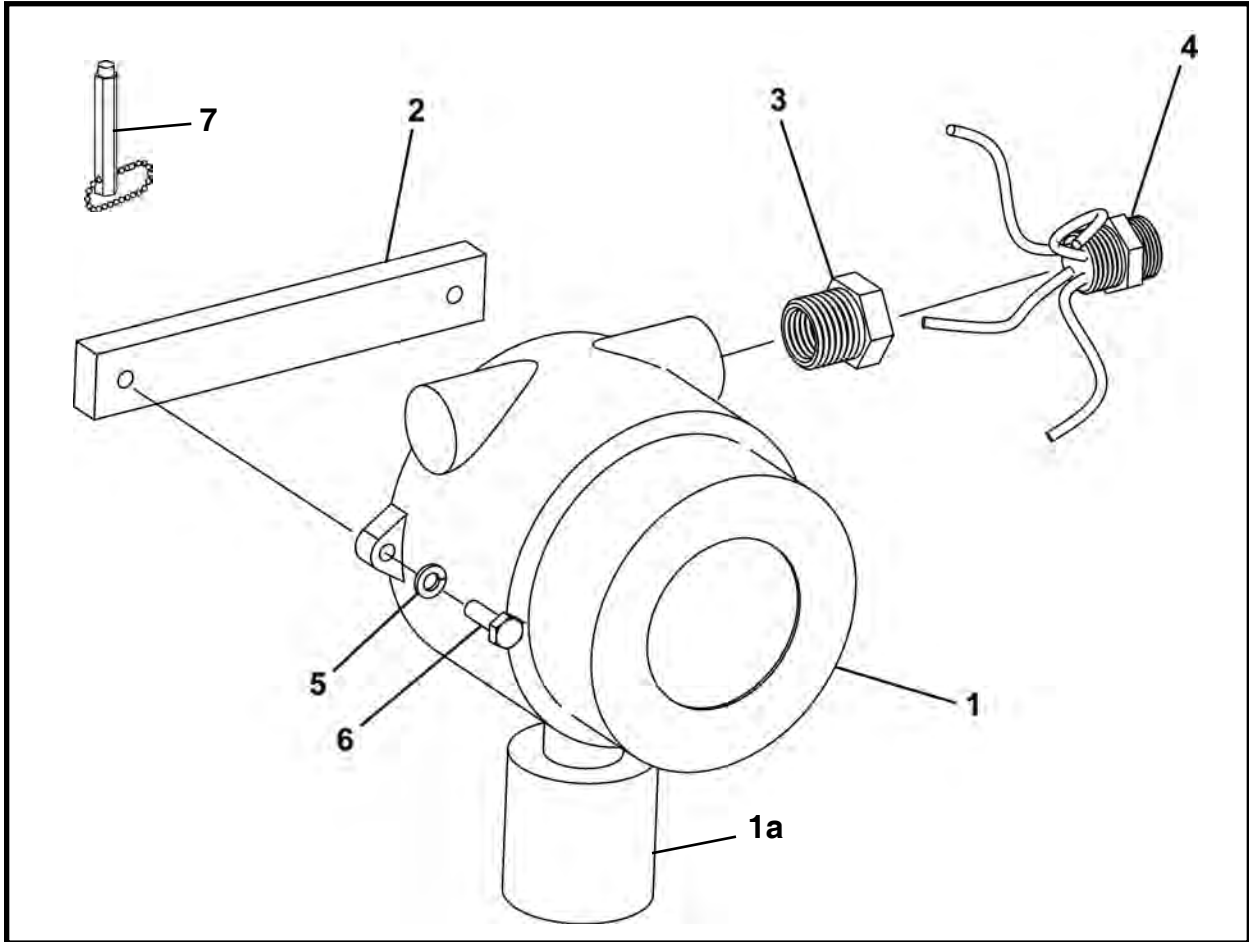
* Refer to this section for parts information.

STROBE - HORN ASSEMBLY, 016404A



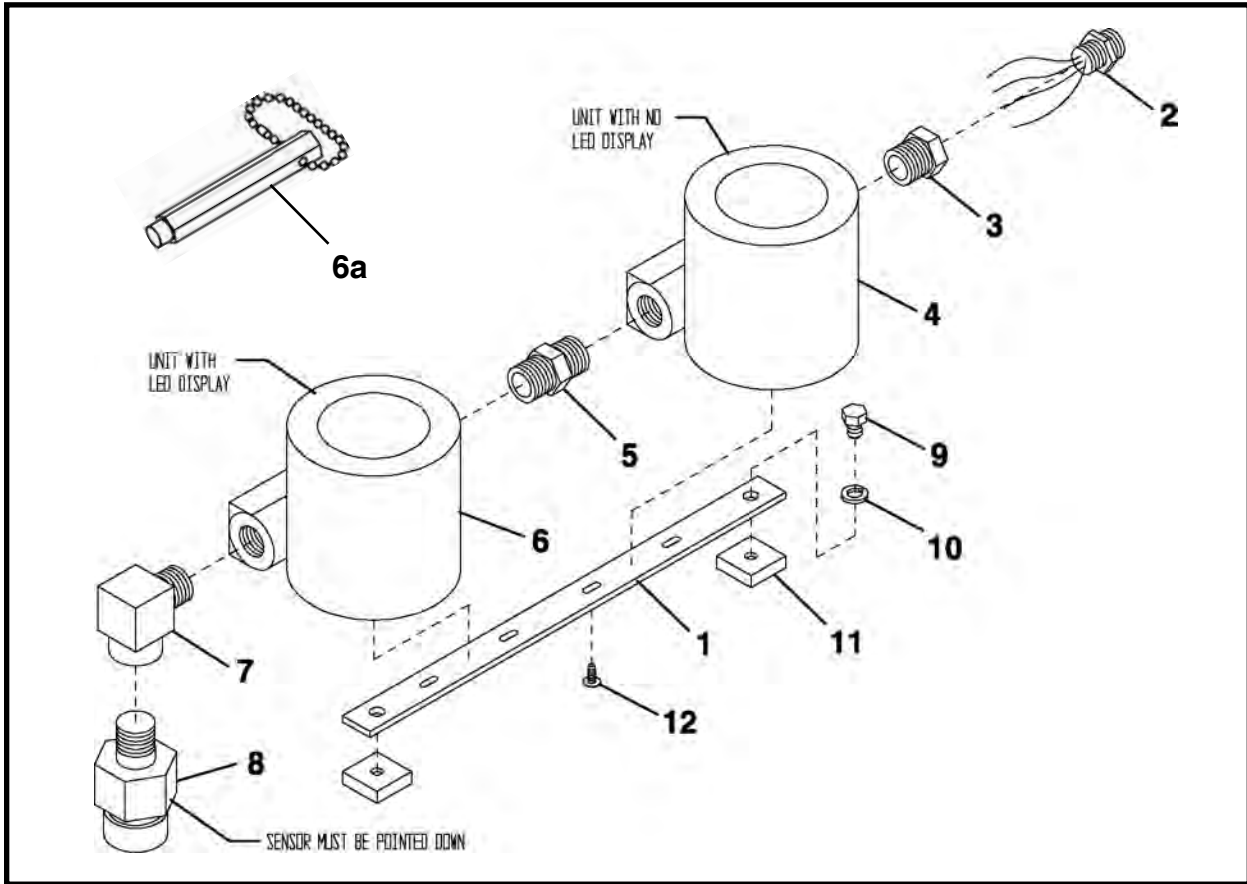
ITEM	QTY	PART NO.	DESCRIPTION
0	1	016404A	STROBE - HORN ASSEMBLY
1	1	P0310-251	HOLDER BOX
2	1	023534P00	COVER, Back
3	1	P0310-286B	STROBE LIGHT, Red 24VDC (Includes item 3a)
3a	1	P0310-286A	LENS
4	1	016405P	PLATE, Mounting
5	1	P0310-287D	HORN, Warning 24VDC
6	2	P0011-006A	NUT, Strut Square
7	2	P0045-006	WASHER, Lock 3/8
8	2	P0001-06-002	BOLT, 3/8 UNC x .5
9	2	P0001-04-002	BOLT, 1/4 UNC x .5
10	2	P0045-004	WASHER, Lock 1/4
11	2	P0017-08-323	SCREW, Round Head Machine 8-32 x .5
12	1	P0311-121	CONNECTOR, Strain Relief
13	1	P0054-069	RECEPTACLE, Mini

GAS DETECTOR ASSEMBLY, 016420A
GDS GasMax II



ITEM	QTY	PART NO.	DESCRIPTION
0	1	016420A	GAS DETECTOR ASSEMBLY - GasMax II
1	1	P0251-197	DETECTOR, GDS (Includes item 1a)
1a	1	P0251-197A	ELEMENT, Sensor
2	1	016407P	BRACKET, Mounting
3	1	P0300-012	FITTING, 12MP-08FPS
4	1	P0054-286	RECEPTACLE, 4 Pin Male
5	2	P0045-004	WASHER, Lock 1/4
6	2	P0001-04-003	BOLT, 1/4 UNC x 3/4
7	1	P0310-283B	MAGNETIC PICKUP

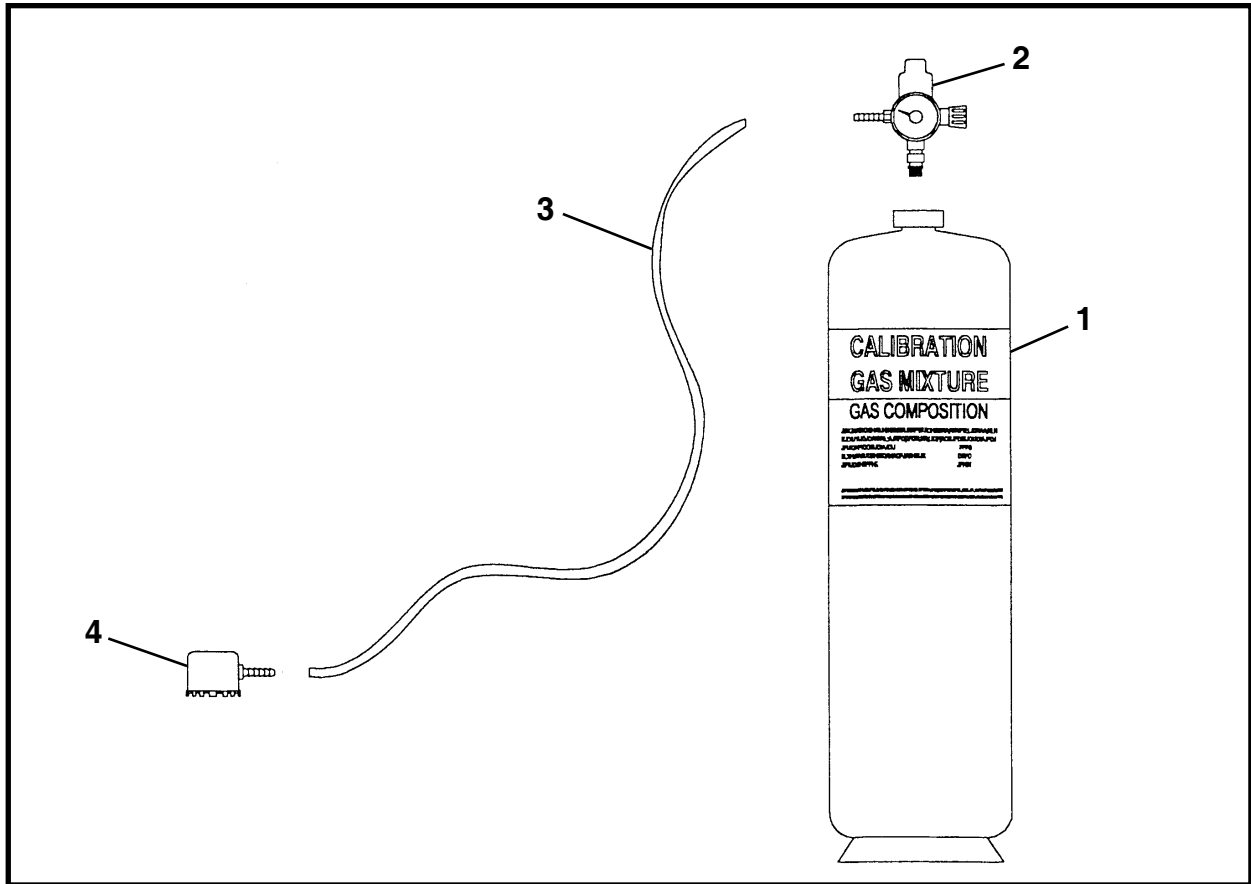
GAS DETECTOR ASSEMBLY, 016401A
ZELLWEGER ANALYTICS



ITEM	QTY	PART NO.	DESCRIPTION
0*	1	016401A	GAS DETECTOR ASSEMBLY
1	1	016403P	BRACKET, Mounting
2	1	P0054-286	RECEPTACLE
3	1	P0300-012	BUSHING, Reducer
4	1	P0310-284E	RELAY MODULE, Gas Detector
5	1	P0300-107	NIPPLE
6	1	P0310-283A	TRANSMITTER, Gas Detector (includes item 6a)
6a	1	P0310-283B	MAGNETIC WAND
7	1	P0300-009	ELBOW, Street 3/4 - 90 Degree
8	1	P0310-284D	SENSOR, Gas Detector
9	2	P0001-06-002	BOLT, 3/8-16 UNC x 1/2
10	2	P0045-006	WASHER, Lock 3/8
11	2	P0011-006A	NUT, Strut Square
12	4	P0017-10-324	SCREW, Round Head Machine 10-32

* Do not use pipe dope or tape on threads, must have good ground.
All fittings must be plated noncorrosive configuration.

GAS CHALLENGE KIT, P0310-266



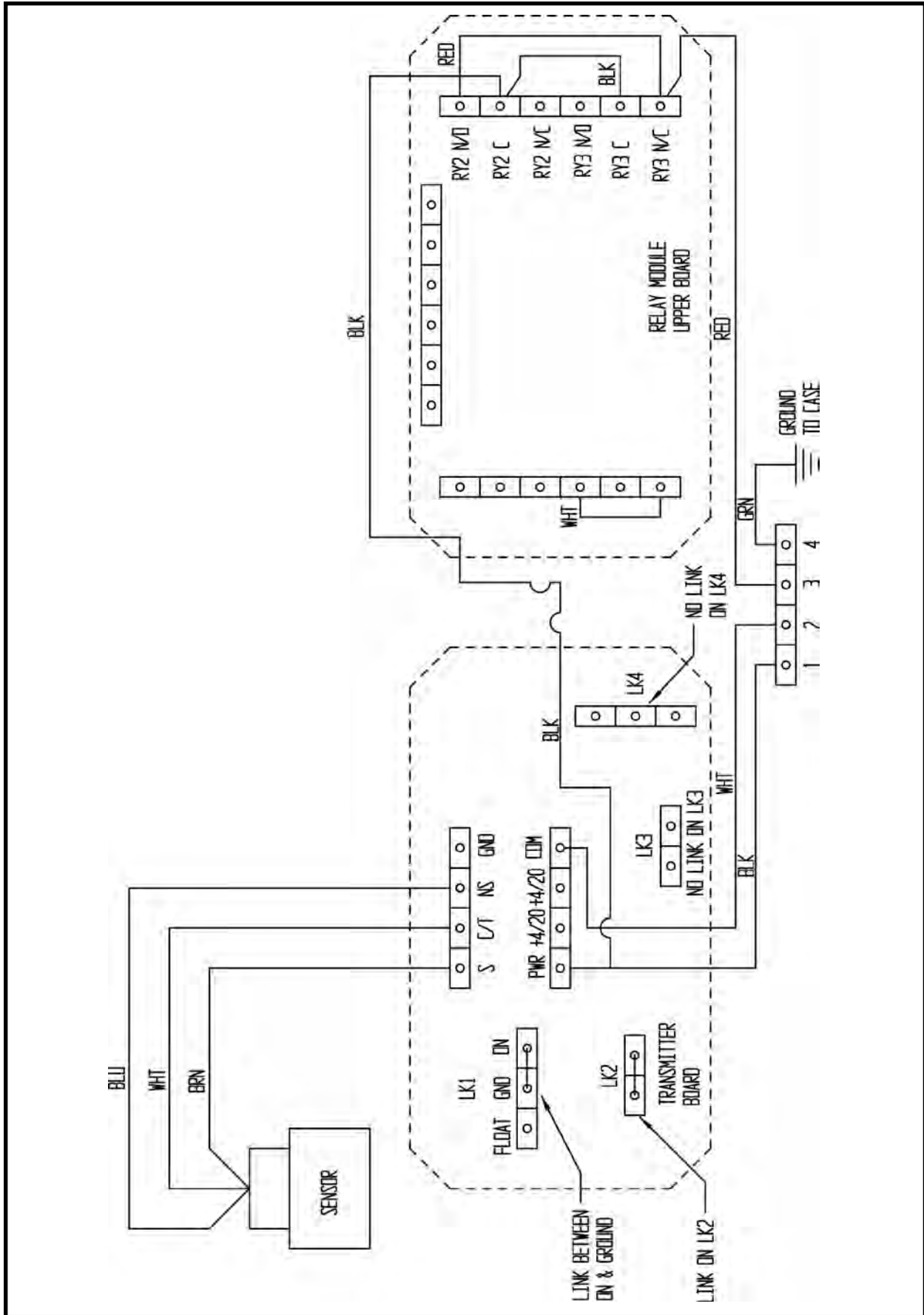
ITEM	QTY	PART NO.	DESCRIPTION
0	1	P0310-266	GAS CHALLENGE KIT
1	2	P0310-266A	CYLINDER, 50% LEL Methane Gas Concentration
2	1	P0310-266C	REGULATOR VALVE & GAUGE
3	1	P0310-266D	TUBE, Plastic
4a	1	P0310-266B	CALIBRATION CUP, Sensor (Zellweger)
4b	1	016422A	CALIBRATION CUP, Sensor (GasMaxII)
5*	1	-	PROTECTIVE CASE

* Not Shown

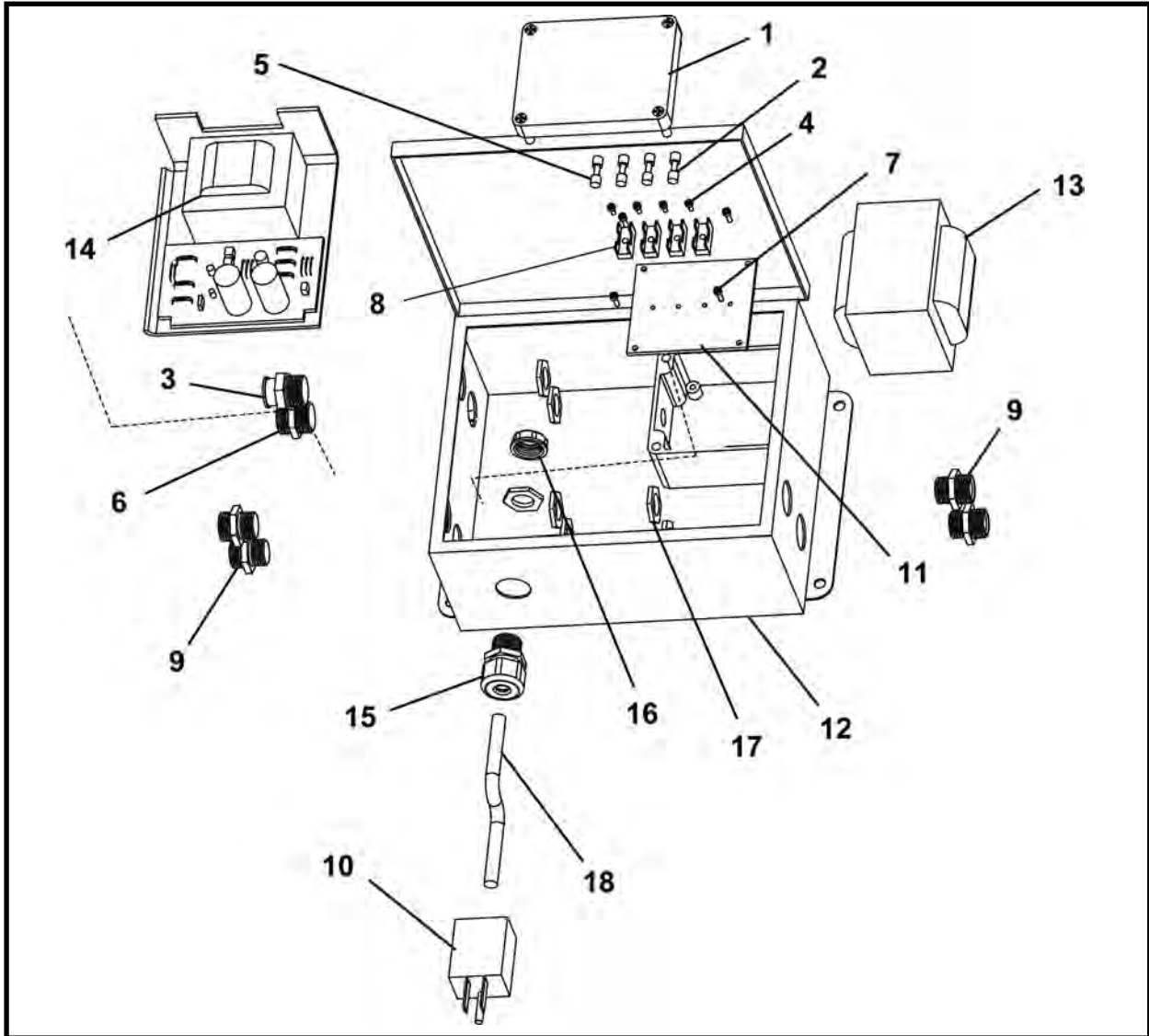
NOTES

GAS DETECTOR ASSEMBLY SCHEMATIC

GDS GasMax II



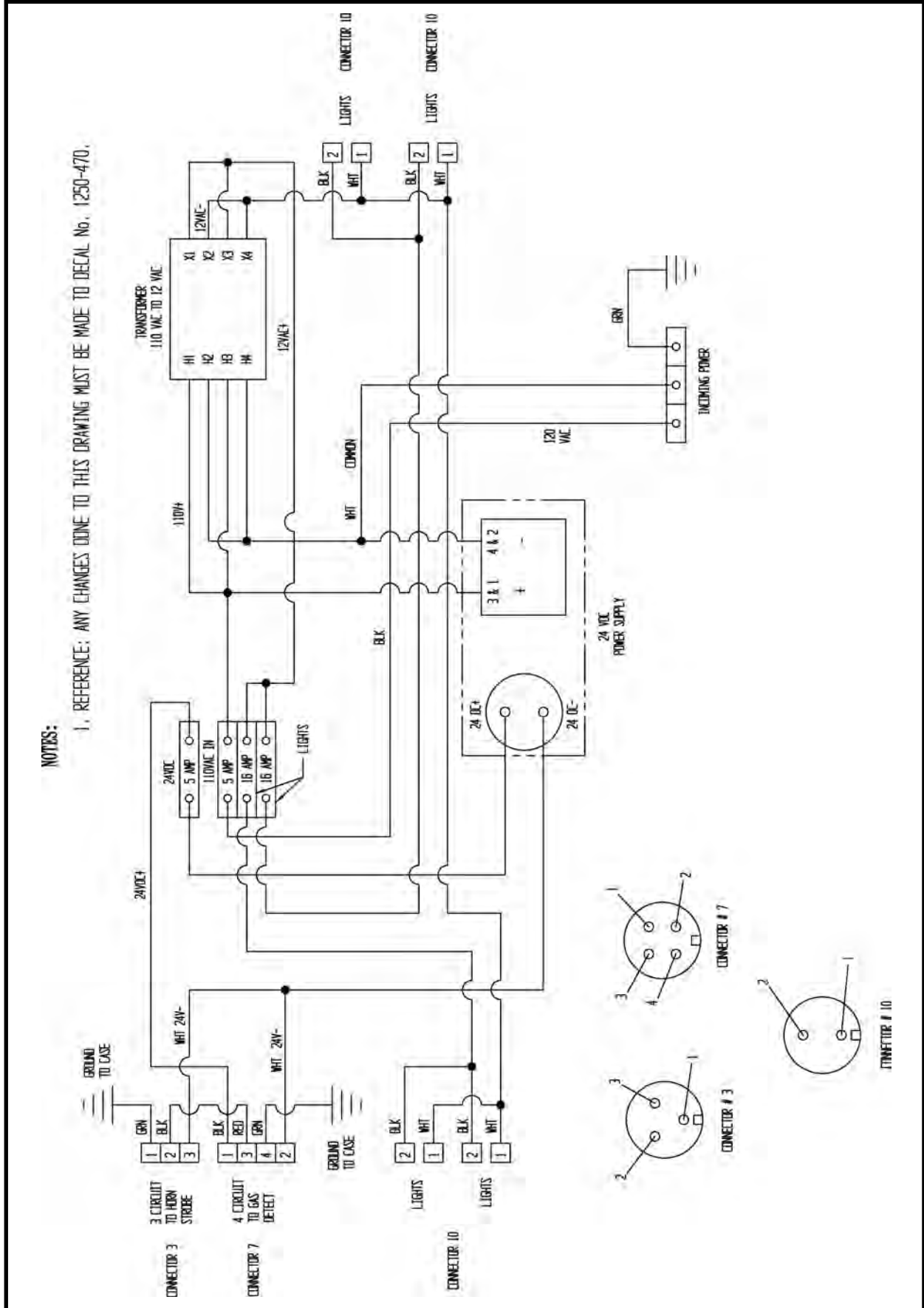
ELECTRICAL BOX ASSEMBLY, 016402A



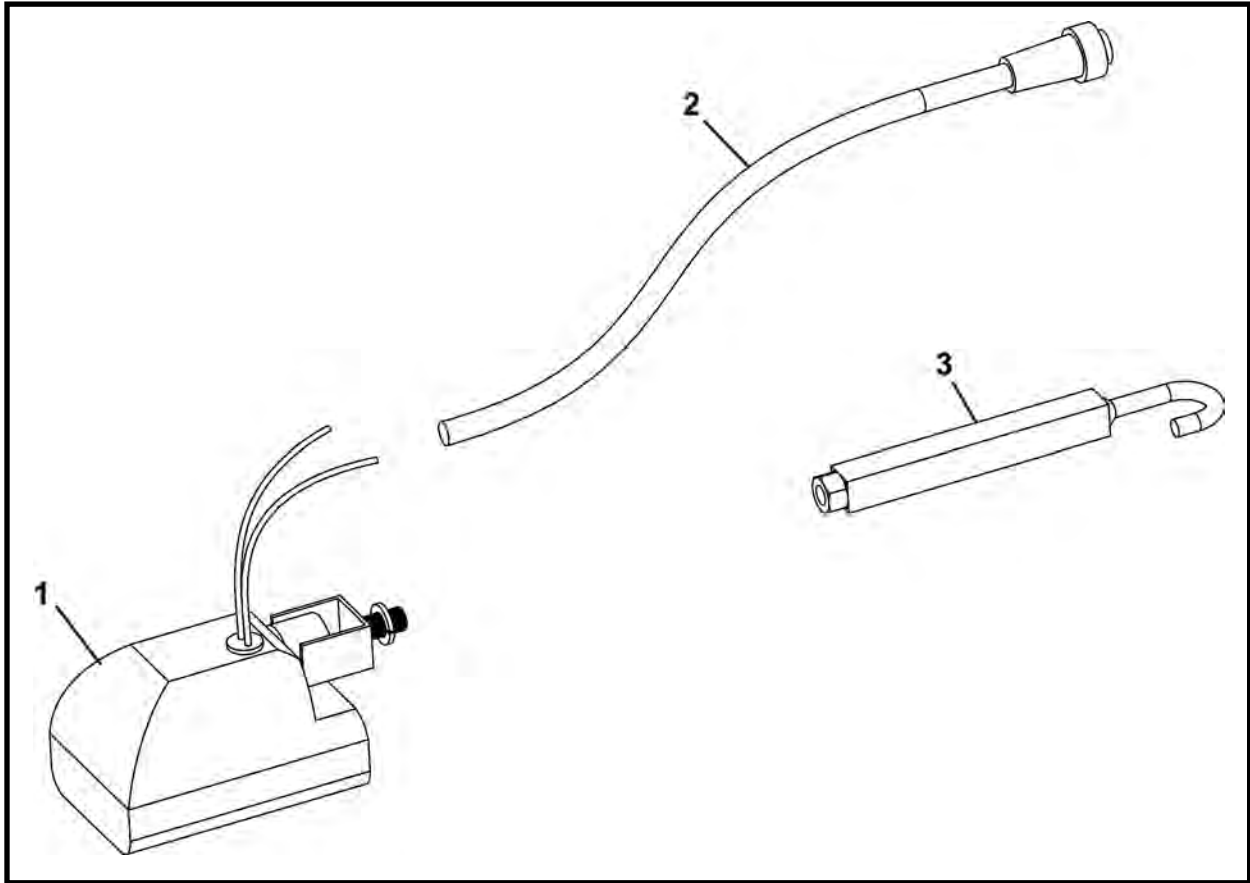
ITEM	QTY	PART NO.	DESCRIPTION
0	1	016402A	ELECTRICAL BOX ASSEMBLY
1	1	P0310-712	FUSE BOX
2	2	P0310-582	FUSE
3	1	P0054-068	RECEPTACLE, Mini
4	4	P0031-03-375NC	SCREW, Socket Head Cap 4-40 UNC x .25
5	2	P0310-579	FUSE
6	1	P0313-049	RECEPTACLE, 4 Pin Connector
7	4	P0031-M3-010	SCREW, Slotted Head Cap, M3-.5 x 10mm
8	4	P0310-713	FUSE BLOCK
9	4	P0313-044	RECEPTACLE
10	1	P0311-041	PLUG, Grounding 3 Wire
11	1	016412P	PLATE, Fuse Block
12	1	016406P	ELECTRICAL BOX
13	1	P0310-701	TRANSFORMER
14	1	P0310-285A	POWER SUPPLY
15	1	P0311-121	CONNECTOR, Strain Relief
16	1	P0311-032	BUSHING, Insulating 1/2
17	1	P0311-018	NUT, Lock 1/2
18	24 LI	P0054-021	CONDUIT
19	18 OZ	P0310-390A	SILICONE ELASTOMER
20	18 OZ	P0310-390B	SILICONE ELASTOMER

LI - Linear Inch OZ - Ounce

ELECTRICAL BOX SCHEMATIC



EXTENSION LIGHT ASSEMBLY, 016415A



ITEM	QTY	PART NO.	DESCRIPTION
0	1	016415A	ASSEMBLY, Extension Light
1	1	P0053-026	LIGHT (Includes item 1a)
1a	1	P0053-026A	BULB, Light
2	1	P0054-167A	CABLE, 25'
3	1	016416A	HANDLE, Extension Light



Hydraulics

TBM 360 (SN F25300F-04 & Before)
TBM 420 (SN F23700F-14 & Before)
TBM 48SC (SN F19650F-11 & Before)

Hydraulic Schematic NPT, 026580A00.....	4
Filter Assembly, 004500A04	6
Coupler Assembly	
Coupler 1", 004902A00	7
Coupler 1-1/4", 005349A01	8
 Closed Face (Old Style)	
Closed Face Control Assembly, 019315A00	10

TBM 360 (SN F25300F-05 & After)
TBM 420 (SN F23700F-15 & After)
TBM 48SC (SN F19650F-12 & After)

Hydraulic Assembly & Schematic ORB, 025340A	
360 (SN F25300F-05 & After)	12
 Hydraulic Assembly & Schematic ORB, 030060A	
420 (SN F23700F-15 & After)	14
 Hydraulic Assembly & Schematic ORB, 029948A	
48SC (SN F19650F-12 & After)	16
 Steering Hydraulics	18
Motor Valve Hydraulics	20
Filter Hydraulics	22
HP TBM Filter Service Assembly, 029995A	23
Conveyor Valve Hydraulics	
360, 025342A	24
420, 030066A	25
48SC, 030190A	25
Conveyor Safety Valve Hydraulics	26
Speed Control Hydraulics	28

(continued on next page)

Hydraulics (continued)

TBM 360 (SN F25300F-05 & After)
TBM 420 (SN F23700F-15 & After)
TBM 48SC (SN F19650F-12 & After)

Hydraulic Assembly & Schematic (continued)

Control Valve Hydraulics	30
Drum Advance Hydraulics	
360, 030504A	32
420, 030072A	34
48SC, 030180A	34
Motor Manifold Hydraulics	36
Conveyor Lift Hydraulics	38
Dirt Wing Hydraulics 420, 030062A	39

Attachments

Closed Face Rotary Hub Hydraulic Assembly (New Style)	
420 - 48SC, 023986A	40

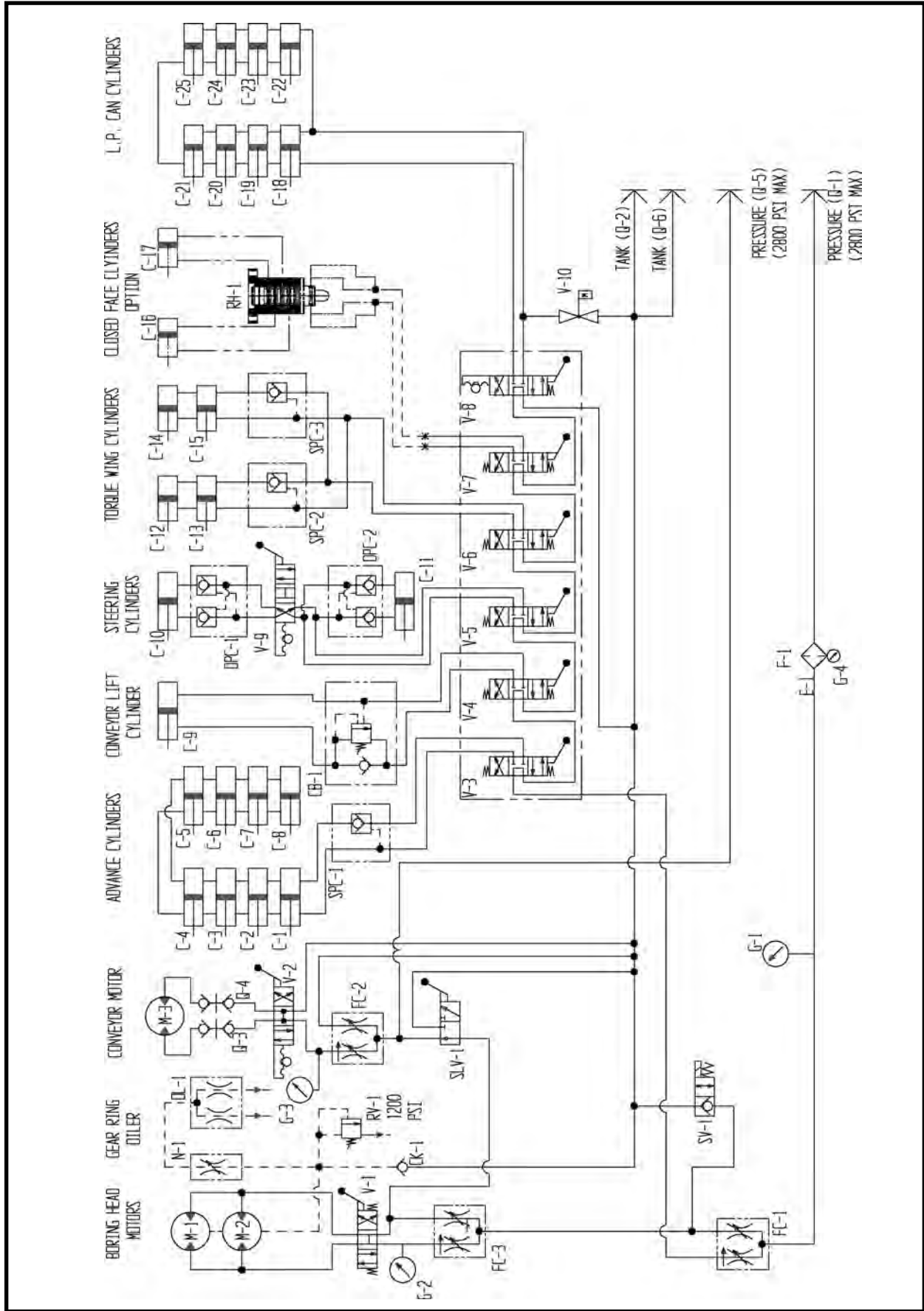
TBM Hydraulic Tunnel Lines	43
TBM Hydraulic Hose Assembly	44
TBM Hydraulic Lines	45

Intermediate Jacking Station

IJS Schematic	46
---------------------	----

NOTES

HYDRAULIC SCHEMATIC, 026580A00
360: SN F25300F-04 & Before, 420: SN F23700F-14 & Before
48SC: SN F19650F-11 & Before



HYDRAULIC SCHEMATIC, 026580A00
360: SN F25300F-04 & Before, 420: SN F23700F-14 & Before
48SC: SN F19650F-11 & Before

ITEM	QTY	PART NO.	DESCRIPTION
0	-	026580A00	SCHEMATIC, Hydraulic
CB-1	1	P0302-175A	CARTRIDGE, Valve
CB-1	1	P0302-175B	BLOCK, Valve
CK-1	1	P0302-101	VALVE, Check
C-1-8	REF	010747A00 *	CYLINDER, Advance
C-9	REF	002691A00 *	CYLINDER, Conveyor Lift
C-10,11	REF	025292A *	CYLINDER, Steering
C-12-15	REF	010747A00 *	CYLINDER, Torque (Dirt) Wing (optional)
C-16,17	REF	015265A00 *	CYLINDER, Closed Face (optional)
C-18-25	REF	011720A00 *	CYLINDER, Liner Can, 38" Stroke (optional)
C-18-25	REF	002617A01 *	CYLINDER, Liner Can, 30" Stroke (optional)
DPC-1,2	2	P0302-104	CHECK, Pilot (Double)
E-1	1	P0309-121	ELEMENT
F-1	1	004500A04 **	ASSEMBLY, Filter
FC-1,2	2	P0302-112 ^	VALVE, Flow Control
G-1,2,3	2	P0301-100	GAUGE, 5000 psi
G-4	1	P0301-108	GAUGE, Indicator
M-1,2	REF	P0304-123 ***	MOTOR, TBM Drive
M-3	1	P0304-157 ***	MOTOR, Conveyor Drive (1015-1215 Belt)
M-3	1	P0304-109 ***	MOTOR, Conveyor Drive (120 Screw)
N-1	1	P0302-167	VALVE, Needle
OL-1	1	007968A00	OILER, Gear Ring (Includes item OL-1a)
OL-1a	1	P0300-144	PLUG, 1/8 Hex
Q-1,2,6	1	005349A01 **	ASSEMBLY, Coupler 1-1/4
Q-3-4	1	P0100-004A	COUPLER, Female
Q-3-4	1	P0100-004B	COUPLER, Male
Q-5	1	004902A00 **	ASSEMBLY, Coupler 1
RH-1	REF	018700A00 ^^	HUB, Rotary (Closed Face)
RV-1	1	P0302-103	VALVE, Relief 1200 psi
SLV-1	1	P0302-113 ^	VALVE, Conveyor
SV-1	1	P0302-113 ^	VALVE, Conveyor
	1	007185P00	MANIFOLD, Tank
SPC-1-3	3	P0302-154	VALVE, Single Pilot Operated Check
V-1	1	003708A00 ^	VALVE, Motor (Inner Drum Drive)
V-2	1	P0302-109 ^	VALVE, Motor (Conveyor Drive)
V-3-8	1	P0302-260 ^	VALVE, TBM Control
V-9	1	P0302-118 <	VALVE, Steering
V-10	1	P0302-325	VALVE, Ball

* Refer to Section 10, Cylinders for parts information.

** Refer to this section for parts breakdown.

*** Refer to section 8, Motors for parts information.

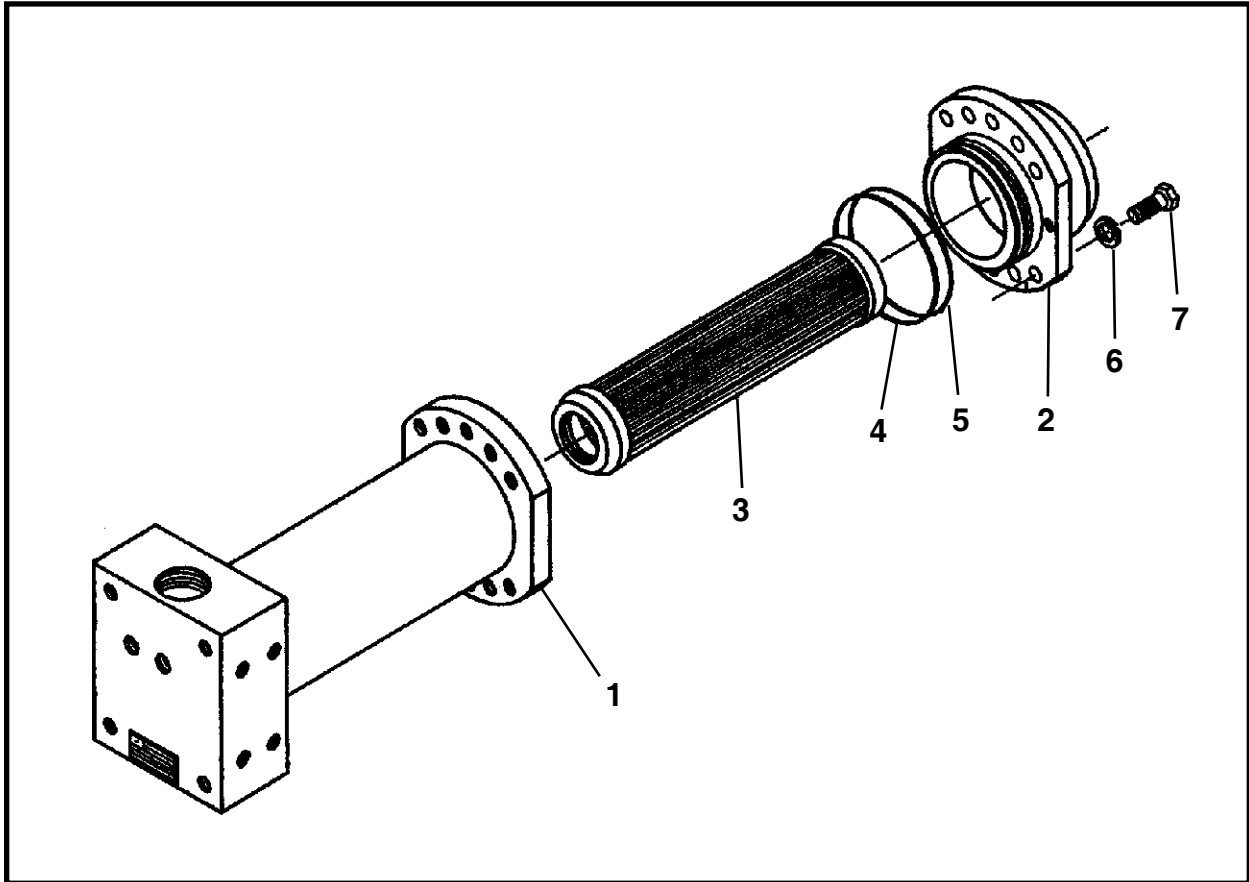
^ Refer to Section 7, Valves for parts information.

^^ Refer to Section 3, Structural for parts information.

< Refer to Section 7, Valves for parts information. Be sure load check balls are removed before operation.

Contact your Akkerman Aftermarket Support representative for more information.

FILTER ASSEMBLY, 004500A04
360: SN F25300F-04 & Before, 420: SN F23700F-14 & Before
48SC: SN F19650F-11 & Before

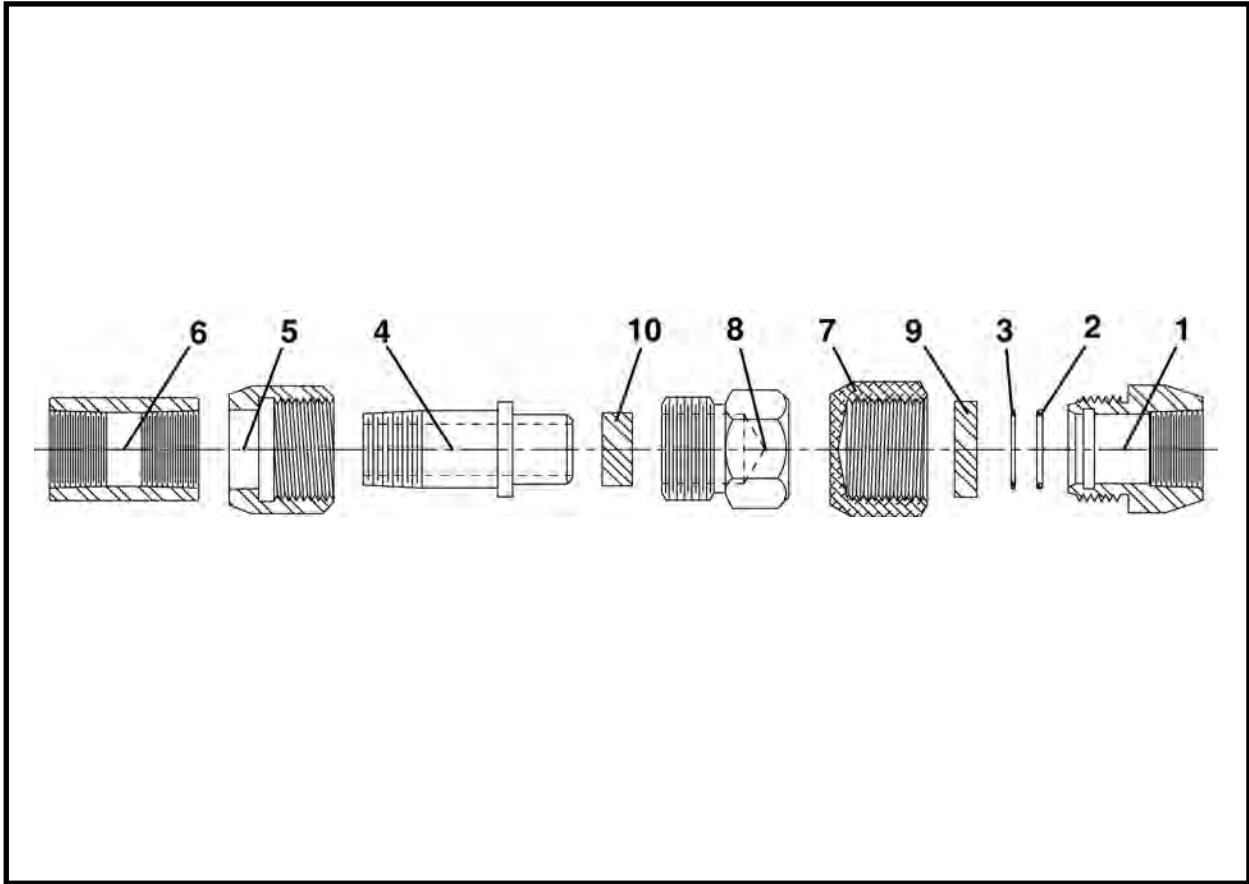


ITEM	QTY	PART NO.	DESCRIPTION
0	1	004500A04	ASSEMBLY, Filter
1	1	007965A01	HOUSING, Filter
2	1	007966P01	COVER, Filter
3	1	P0309-121	ELEMENT, Filter
4*	1	P0085-156	ORING
5*	1	P0084-156	ORING, Back Up
6	10	P0045-008	WASHER, Lock 1/2
7	10	P0001-08-010	BOLT, 1/2 UNC x 2.5
8	REF	008190A00	KIT, Seal
9**	REF	P0301-108	GAUGE, Indicator

* Included in item 8, Seal Kit, 008190A00.

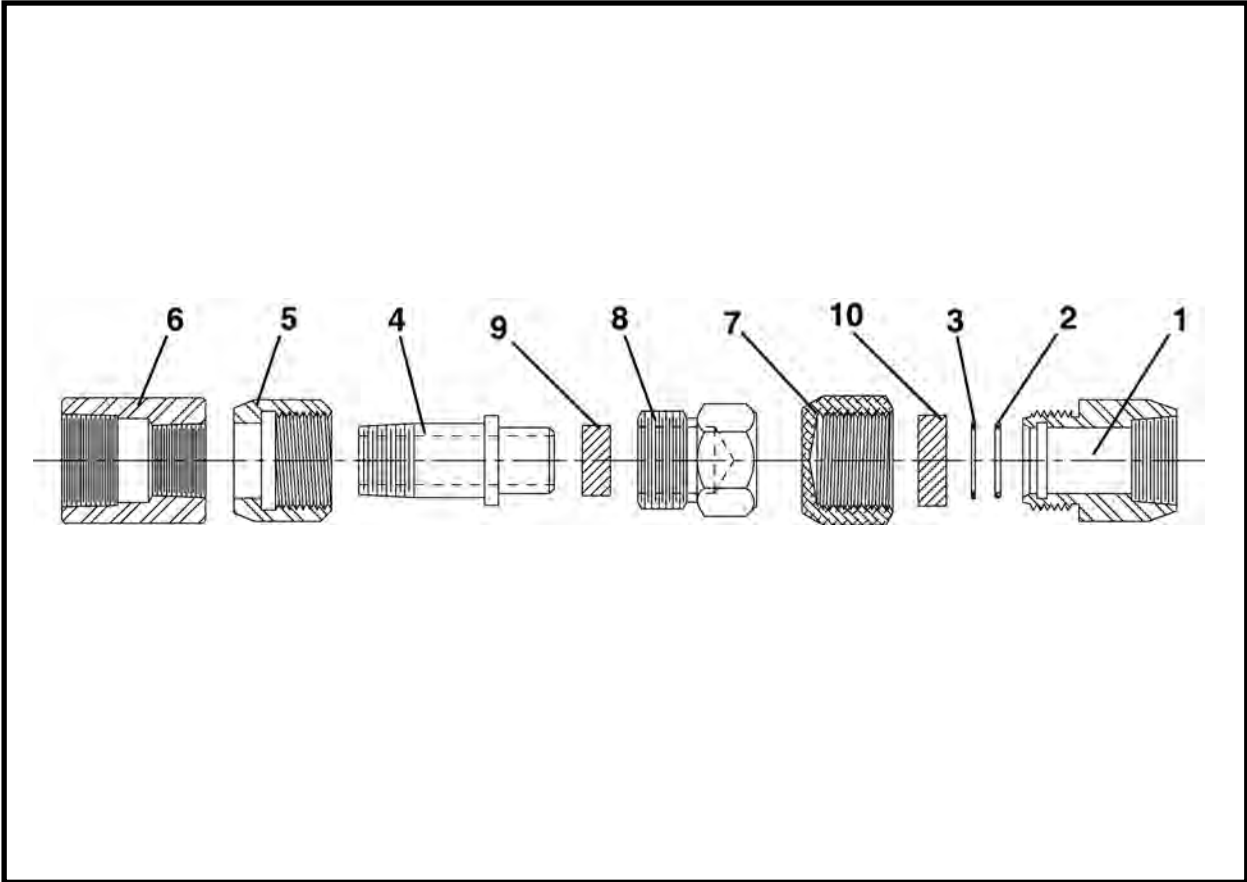
** Not Shown

1" COUPLER ASSEMBLY, 004902A00
360: SN F25300F-04 & Before, 420: SN F23700F-14 & Before
48SC: SN F19650F-11 & Before



ITEM	QTY	PART NO.	DESCRIPTION
0	1	004902A00	ASSEMBLY, Coupler 1"
1	1	004900P00	COUPLER, Female
2	1	P0085-123	ORING
3	1	P0084-123	ORING, Back Up
4	1	004899P00	COUPLER UNION
5	1	004901P01	COUPLER
6	1	P0400-005	COUPLER 1
7	1	007002P02	CAP, Coupler
8	1	005350P03	CAP, Coupler
9	1	007086P00	PLUGS, Rubber
10	1	007087P00	PLUGS, Rubber

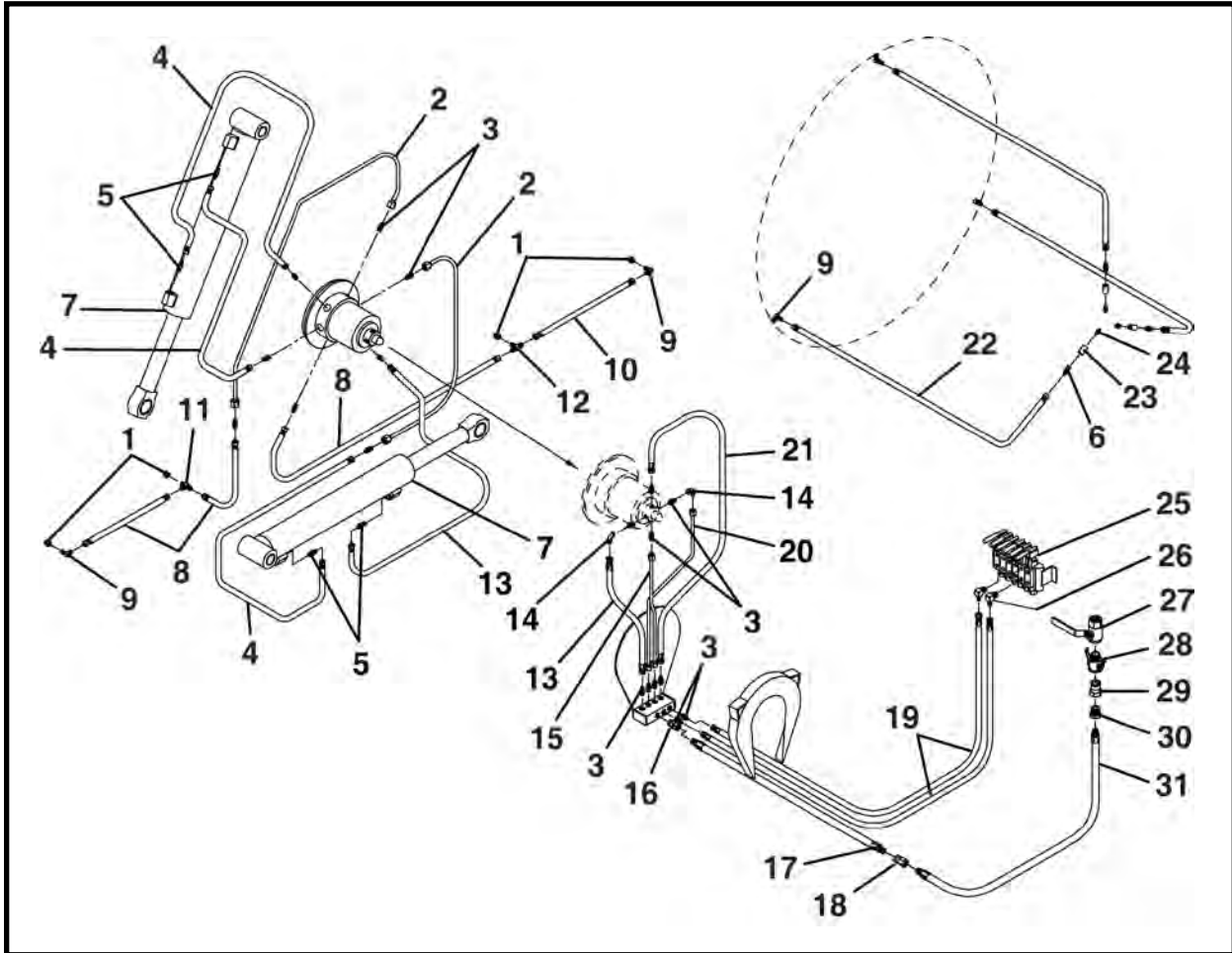
1-1/4" COUPLER ASSEMBLY, 005349A01
360: SN F25300F-04 & Before, 420: SN F23700F-14 & Before
48SC: SN F19650F-11 & Before



ITEM	QTY	PART NO.	DESCRIPTION
0	1	005349A01	ASSEMBLY, Coupler 1-1/4"
1	1	005348P00	COUPLER, Female
2	1	P0085-123	ORING
3	1	P0084-123	RING, Back Up
4	1	004899P00	COUPLER UNION
5	1	004901P01	COUPLER
6	1	P0421-012	REDUCER
7	1	007002P02	CAP, Coupler
8	1	005350P03	CAP, Coupler
9	1	007087P00	PLUGS, Rubber
10	1	007086P00	PLUGS, Rubber

NOTES

CLOSED FACE CONTROL ASSEMBLY, 019315A00
CLOSED FACE (OLD STYLE)



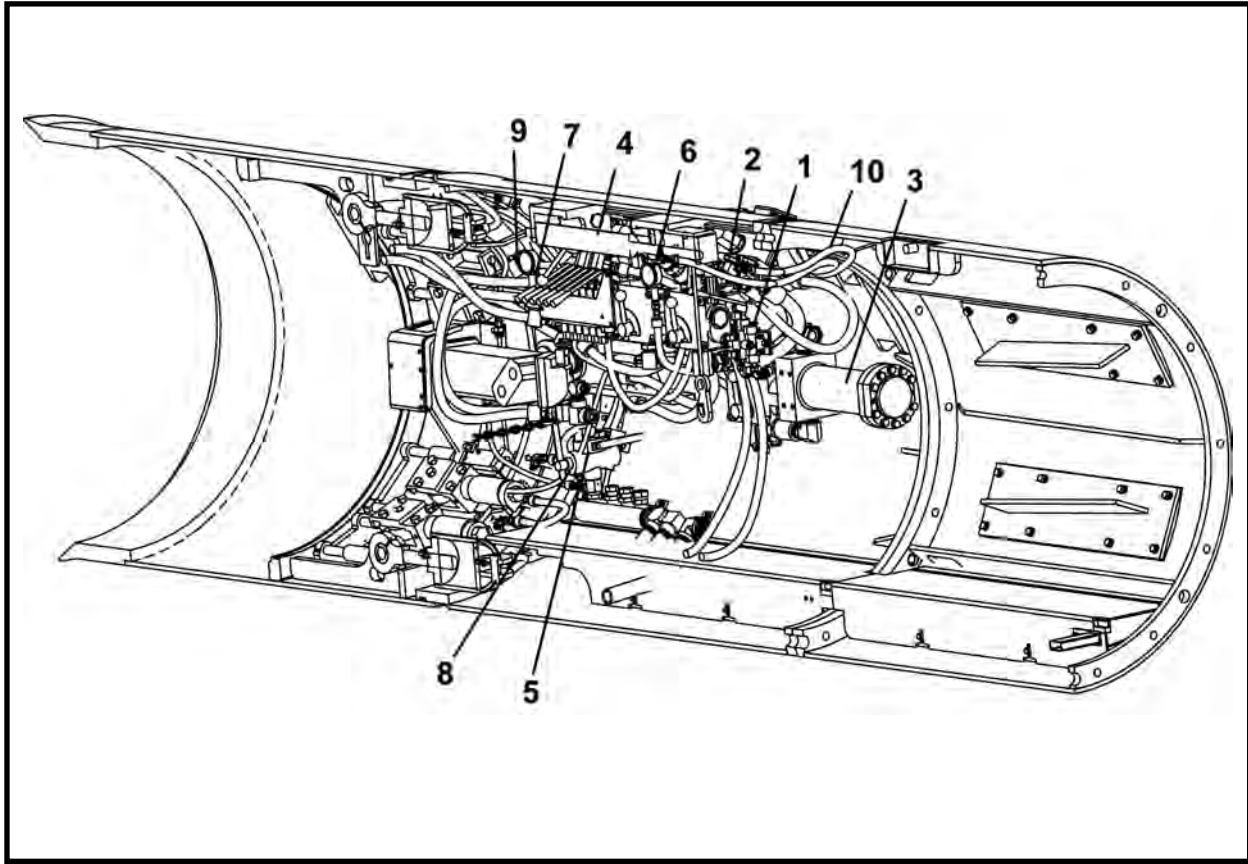
ITEM	QTY	PART NO.	DESCRIPTION
0	1	019315A00	ASSEMBLY, Closed Face Control
1	4	P0300-067	BUSHING, Reducer
2	2	P0110-106	TUBING, Steel Hydraulic
3	12	P0300-041	CONNECTOR
4	3	P0506-036	HOSE ASSEMBLY 3/8 x 36
5	4	P0300-269	ADAPTER, 3/4 ORB x 9 1/6
6	3	P0300-121	ADAPTER, 3/8 x 1/4 NPTF
7	REF	REF	ASSEMBLY, Cylinder
8	2	P0506-012	HOSE ASSEMBLY 3/8 x 12
9	5	P0300-125	ELBOW, 90 Degree
10	1	P0506-018	HOSE ASSEMBLY 3/8 x 18
11	1	P0300-132	TEE
12	1	P0300-132	TEE
13	1	P0506-038	HOSE ASSEMBLY 3/8 x 38
14	2	P0300-123	ADAPTER, 90 Degree
15	1	P0110-106	TUBING 3/8 x 8
16	1	P0300-010	SWIVEL
17	1	P0508-084	HOSE ASSEMBLY 1/2 x 84
18	1	P0300-059	SWIVEL
19	2	P0506-090	HOSE ASSEMBLY 3/8 x 90
20	1	P0110-106	TUBING 3/8 x 10

CLOSED FACE CONTROL ASSEMBLY, 019315A00
CLOSED FACE (OLD STYLE)

ITEM	QTY	PART NO.	DESCRIPTION
21	1	P0506-020	HOSE ASSEMBLY 3/8 x 20
22	3	P0506-048	HOSE ASSEMBLY 3/8 x 48
23	3	P0400-001	COUPLING
24	3	P0063-016	FITTING, Grease
25	1	REF	VALVE, Control
26	2	P0300-042	ELBOW, 90 Degree
27	1	P0302-231	VALVE, Ball
28	1	P0100-023	SOCKET, MPT
29	1	P0100-024	PLUG
30	1	P0300-078	BUSHING, Reducer 1 x 1/2
31	1	P0508-036	HOSE ASSEMBLY 1/2 x 36

HYDRAULIC ASSEMBLY & SCHEMATIC 360 (ORB), 025340A

360: SN F25300F-5 & After



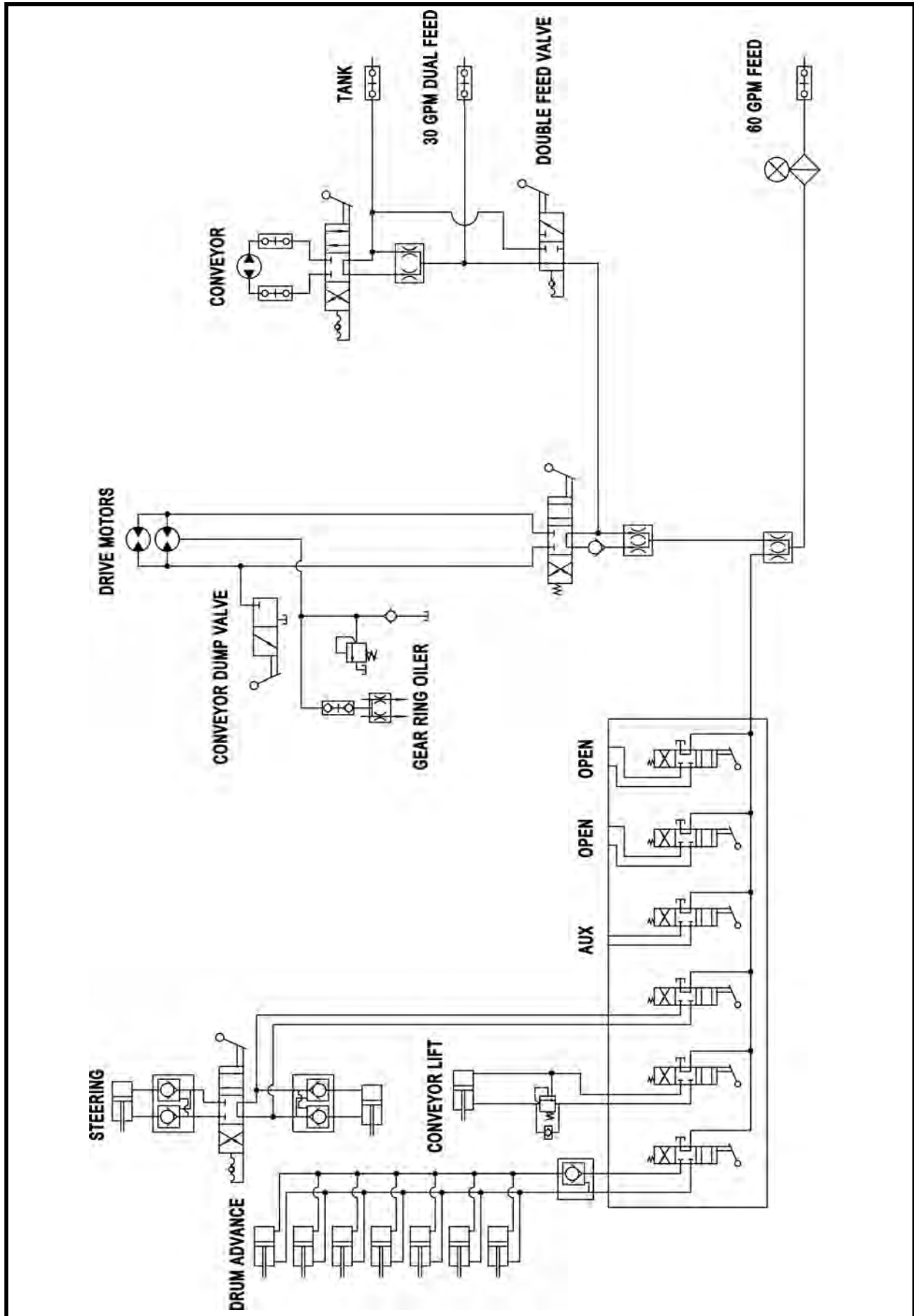
ITEM	QTY	PART NO.	DESCRIPTION
0	1	025340A	HYDRAULIC ASSEMBLY & SCHEMATIC 360
1*	1	025382A	HYDRAULICS, Steering
2*	1	025341A	HYDRAULICS, Motor Valve
3*	1	030176A	HYDRAULICS, Filter
4*	1	025342A	HYDRAULICS, Conveyor Valve
5*	1	030175A	HYDRAULICS, Conveyor Safety Valve
6*	1	030177A	HYDRAULICS, Speed Control
7*	1	030179A	CONTROL VALVE HYDRAULICS
8*	1	030504A	HYDRAULICS, Drum Advance
9*	1	030503A	HYDRAULICS, Motor Manifold
10*	1	030519A	HYDRAULICS, Conveyor Lift

* Refer to this section for parts information.

** Not Shown

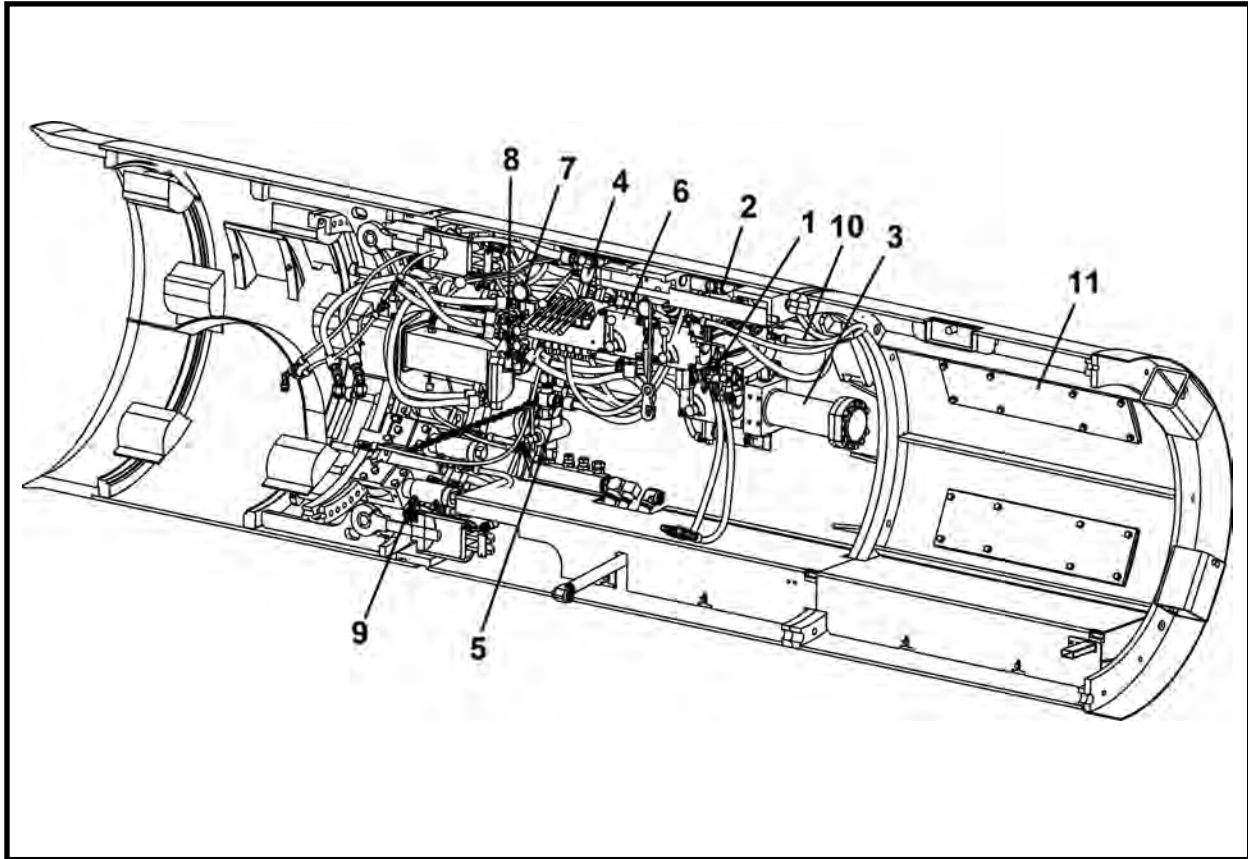
HYDRAULIC ASSEMBLY & SCHEMATIC 360 (ORB), 025340A

360: SN F25300F-5 & After



HYDRAULIC ASSEMBLY & SCHEMATIC 420 (ORB), 030060A

420: SN F23700F-15 & After



ITEM	QTY	PART NO.	DESCRIPTION
0	1	030060A	HYDRAULIC ASSEMBLY & SCHEMATIC 420
1*	1	030061A	HYDRAULICS, Steering
2*	1	030063A	HYDRAULICS, Motor Valve
3*	1	030065A	HYDRAULICS, Filter
4*	1	030066A	HYDRAULICS, Conveyor Valve
5*	1	030067A	HYDRAULICS, Conveyor Safety Valve
6*	1	030069A	HYDRAULICS, Speed Control
7*	1	030071A	HYDRAULICS, Control Valve
8*	1	030068A	HYDRAULICS, Motor Manifold
9*	1	030072A	HYDRAULICS, Drum Advance
10*	1	030070A	HYDRAULICS, Conveyor Lift
11*	1	030062A	HYDRAULICS, Dirt Wing

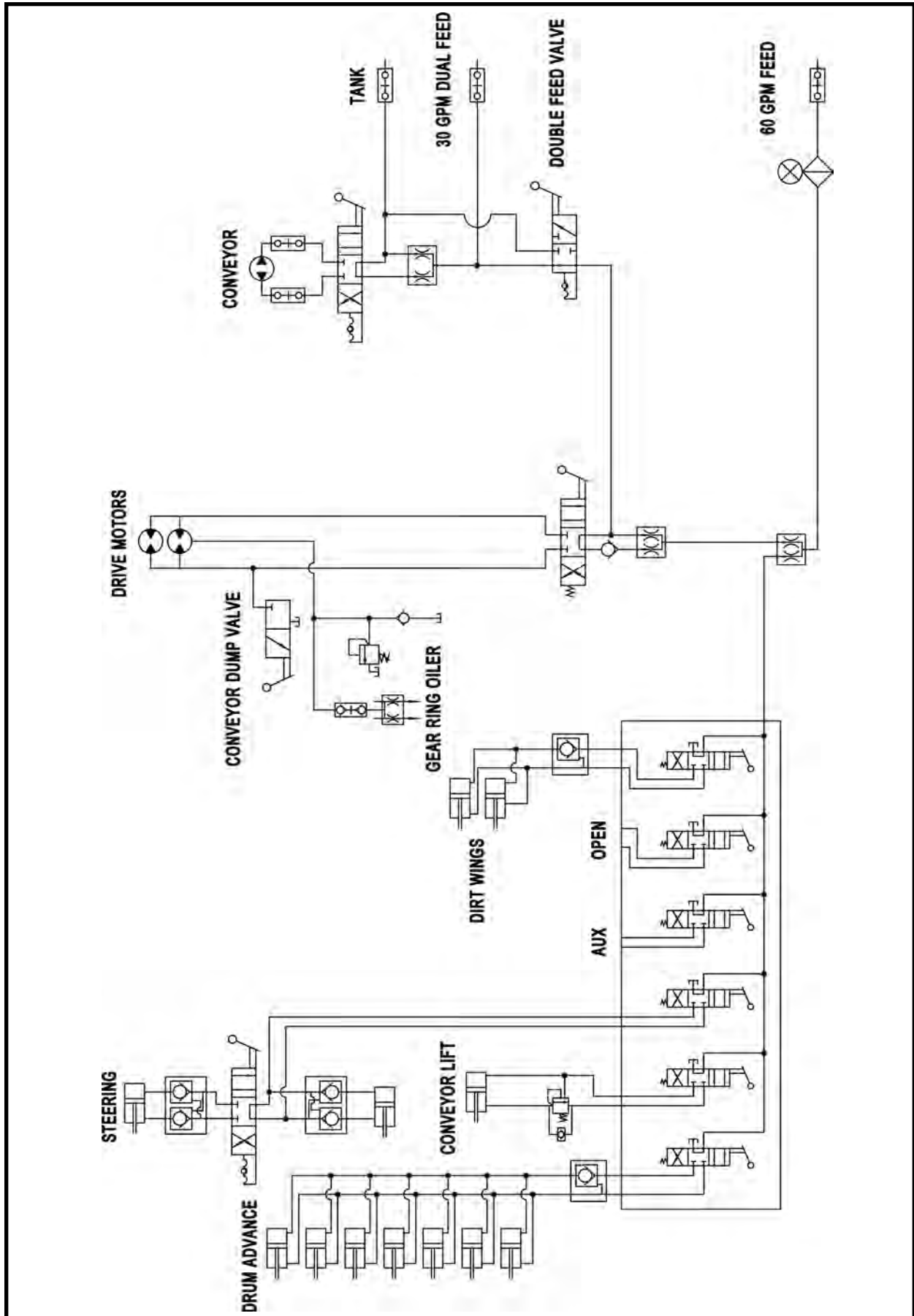
* Refer to this section for parts information.

** Not Shown

NOTE: An Inner Drum Motor Option, 030064A is available. Refer to Section 3, Structural for parts information.

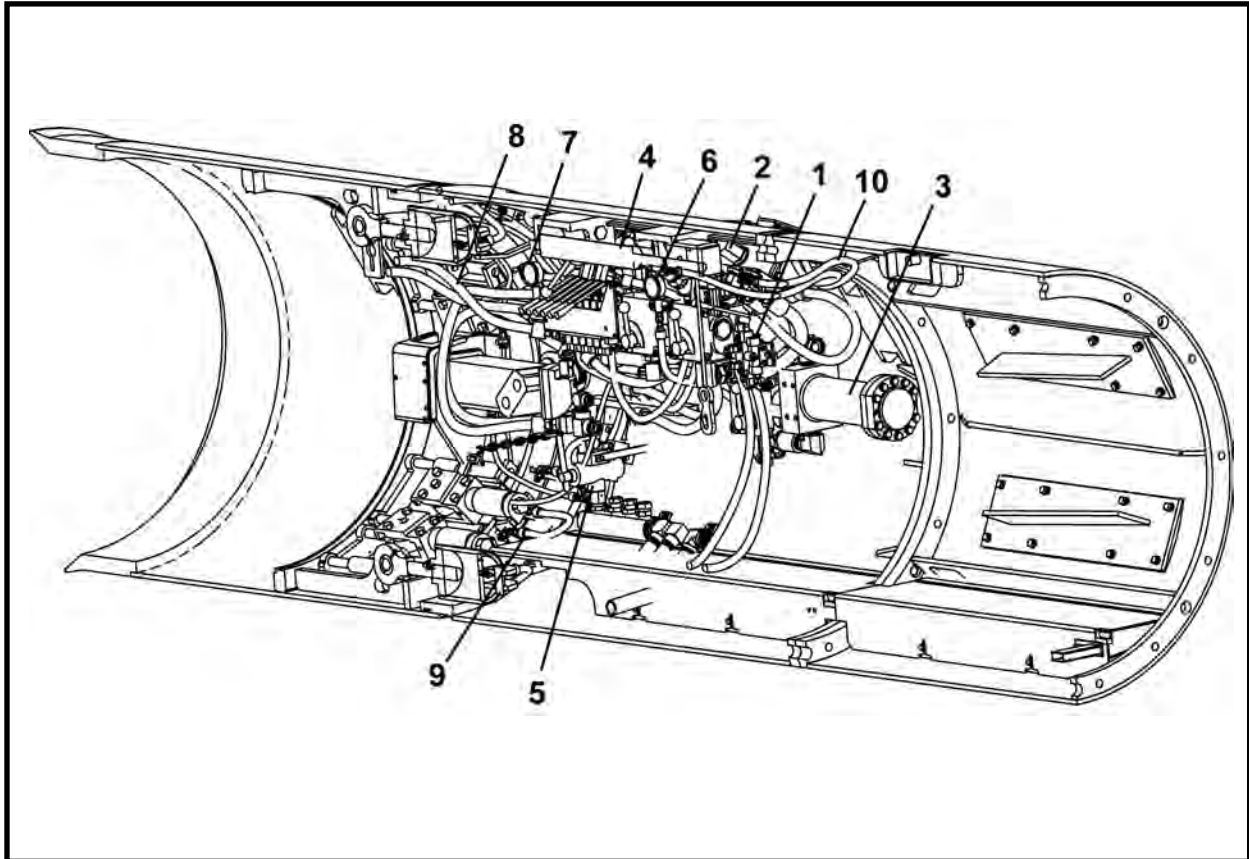
HYDRAULIC ASSEMBLY & SCHEMATIC 420 (ORB), 030060A

420: SN F23700F-15 & After



HYDRAULIC ASSEMBLY & SCHEMATIC 48SC (ORB), 029948A

48SC: SN F19650F-12 & After



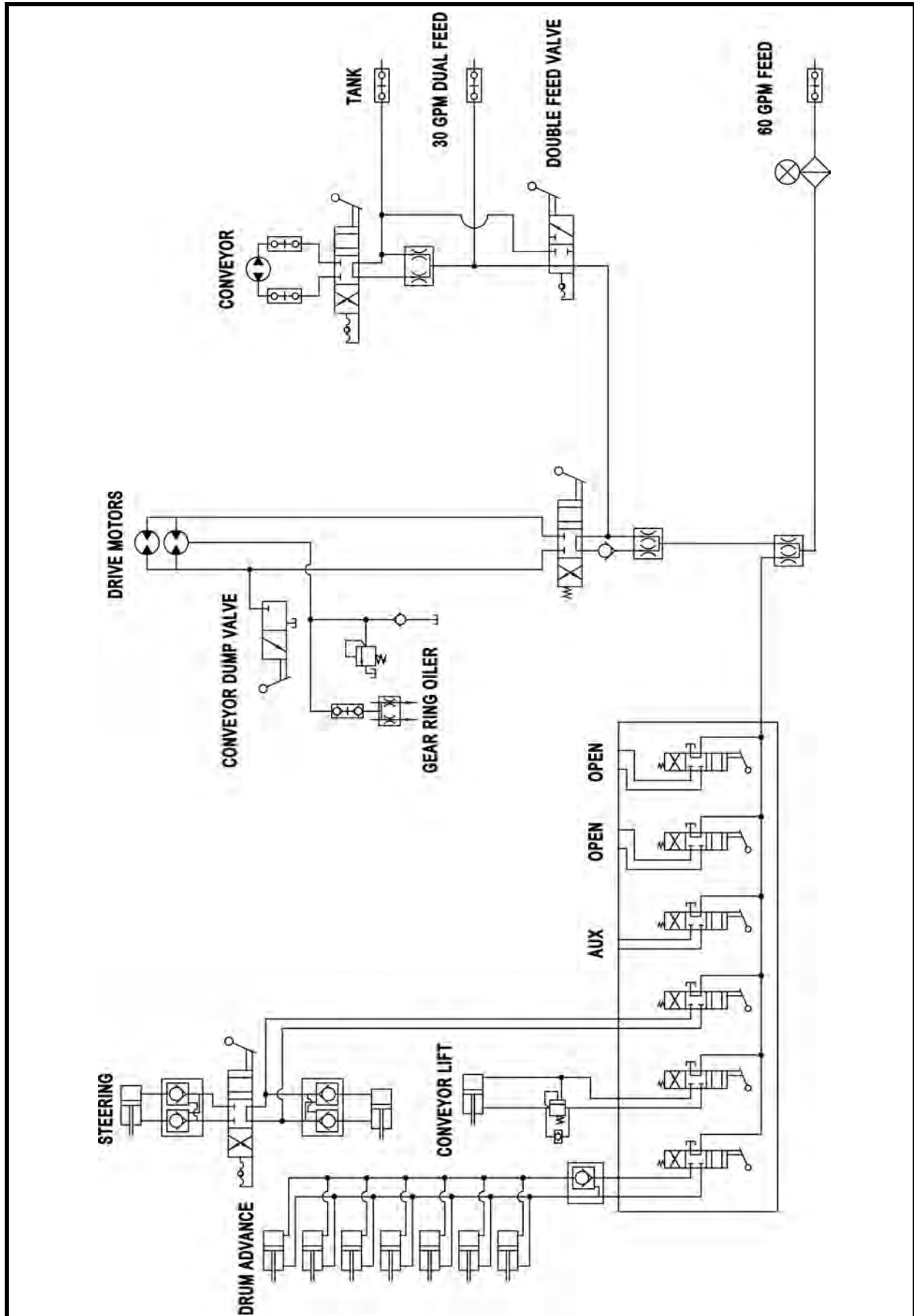
ITEM	QTY	PART NO.	DESCRIPTION
0	1	029948A	HYDRAULIC ASSEMBLY & SCHEMATIC 48SC
1*	1	030166A	HYDRAULICS, Steering
2*	1	030164A	HYDRAULICS, Motor Valve
3*	1	030176A	HYDRAULICS, Filter
4*	1	030190A	HYDRAULICS, Conveyor Valve
5*	1	030175A	HYDRAULICS, Conveyor Safety Valve
6*	1	030177A	HYDRAULICS, Speed Control
7*	1	030179A	CONTROL VALVE HYDRAULICS
8*	1	030270A	HYDRAULICS, Motor Manifold
9*	1	030180A	HYDRAULICS, Drum Advance
10*	1	030178A	HYDRAULICS, Conveyor Lift

* Refer to this section for parts information.

** Not Shown

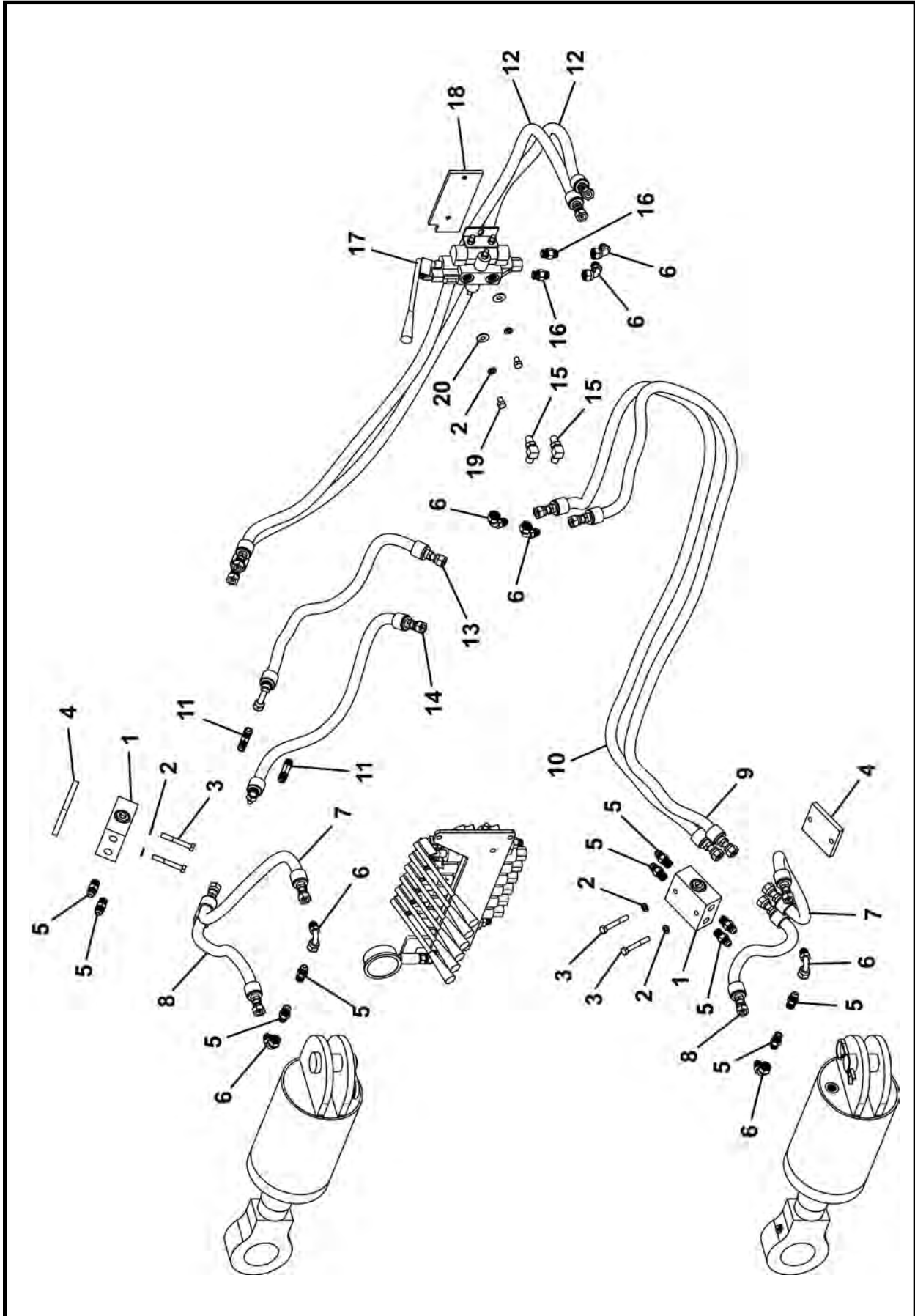
HYDRAULIC ASSEMBLY & SCHEMATIC 48SC (ORB), 029948A

48SC: SN F19650F-12 & After



STEERING HYDRAULICS

360: SN F25300F-5 & After; 420: SN F23700F-15 & After; 48SC: SN F19650F-12 & After



STEERING HYDRAULICS

360: SN F25300F-5 & After; 420: SN F23700F-15 & After; 48SC: SN F19650F-12 & After

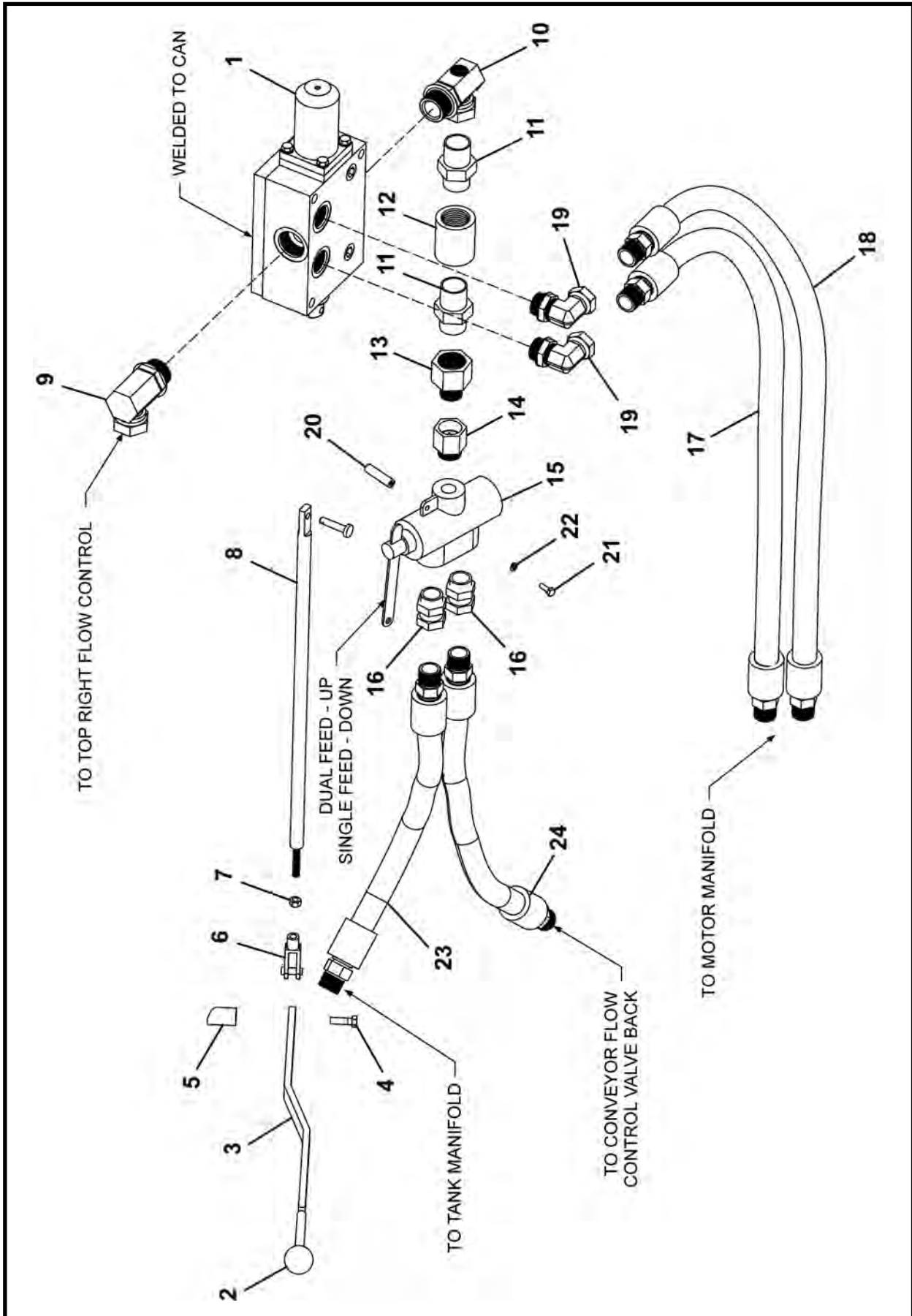
ITEM	QTY	360	420	48SC	DESCRIPTION
		PART NO.	PART NO.	PART NO.	
0	1	025382A	030061A	030166A	STEERING HYDRAULICS
1	2	P0302-154	P0302-154	P0302-154	VALVE, Pilot Check
2	6	P0045-005	P0045-005	P0045-005	WASHER, Lock
3	4	P0001-05-009	P0001-05-009	P0001-05-009	BOLT, Hex 5/16 UNC x 2.25
4	2	029949P	029949P	029949P	PLATE
5	10	P0300-121	P0300-121	P0300-121	FITTING, 06MJ-04MP
6	8	P0300-123	P0300-123	P0300-123	FITTING, 500454-6S
7	2	A10311A-017	A10311A-017	A10311A-017	HOSE ASSEMBLY, 3/8 x 17
8	2	A10311A-014	A10311A-014	A10311A-014	HOSE ASSEMBLY, 3/8 x 14
9	1	A10311A- <u>068</u>	A10311A- <u>056</u>	A10311A- <u>056</u>	HOSE ASSEMBLY, 3/8 x ___
10	1	A10311A- <u>070</u>	A10311A- <u>060</u>	A10311A- <u>060</u>	HOSE ASSEMBLY, 3/8 x ___
11	2	P0300-132	P0300-132	P0300-132	FITTING, 06MJ-04MP-06MJ
12	2	A10311A- <u>056</u>	A10311A- <u>034</u>	A10311A- <u>034</u>	HOSE ASSEMBLY, 3/8 x ___
13	1	A09952A-021	A09952A-021	A09952A-021	HOSE ASSEMBLY, 3/8 x 21
14	1	A09952A- <u>028</u>	A09952A- <u>023</u>	A09952A- <u>023</u>	HOSE ASSEMBLY, 3/8 x ___
15	2	P0300-042	P0300-042	P0300-042	FITTING, 06MJ-06MB90
16	2	P0300-041	P0300-041	P0300-041	FITTING, 06MJ-06MB
17*	1	P0302-118	P0302-118	P0302-118	VALVE, Steering
18	1	030056P	030056P	030056P	MOUNT, Valve
19	2	P0001-05-002	P0001-05-002	P0001-05-002	BOLT, Hex 5/16 UNC x .5
20	2	P0040-005	P0040-005	P0040-005	WASHER, Hardened Flat 5/16
21	31/36/36 LI	P0068-024	P0068-024	P0068-024	BELTING, PVC 1/4 x 24

* Refer to Section 7, Valves for parts information. Be sure load check balls are removed before operation. Contact your Akkerman Aftermarket Support representative for more information.

LI - Linear Inch

MOTOR VALVE HYDRAULICS

360: SN F25300F-5 & After; 420: SN F23700F-15 & After; 48SC: SN F19650F-12 & After



MOTOR VALVE HYDRAULICS

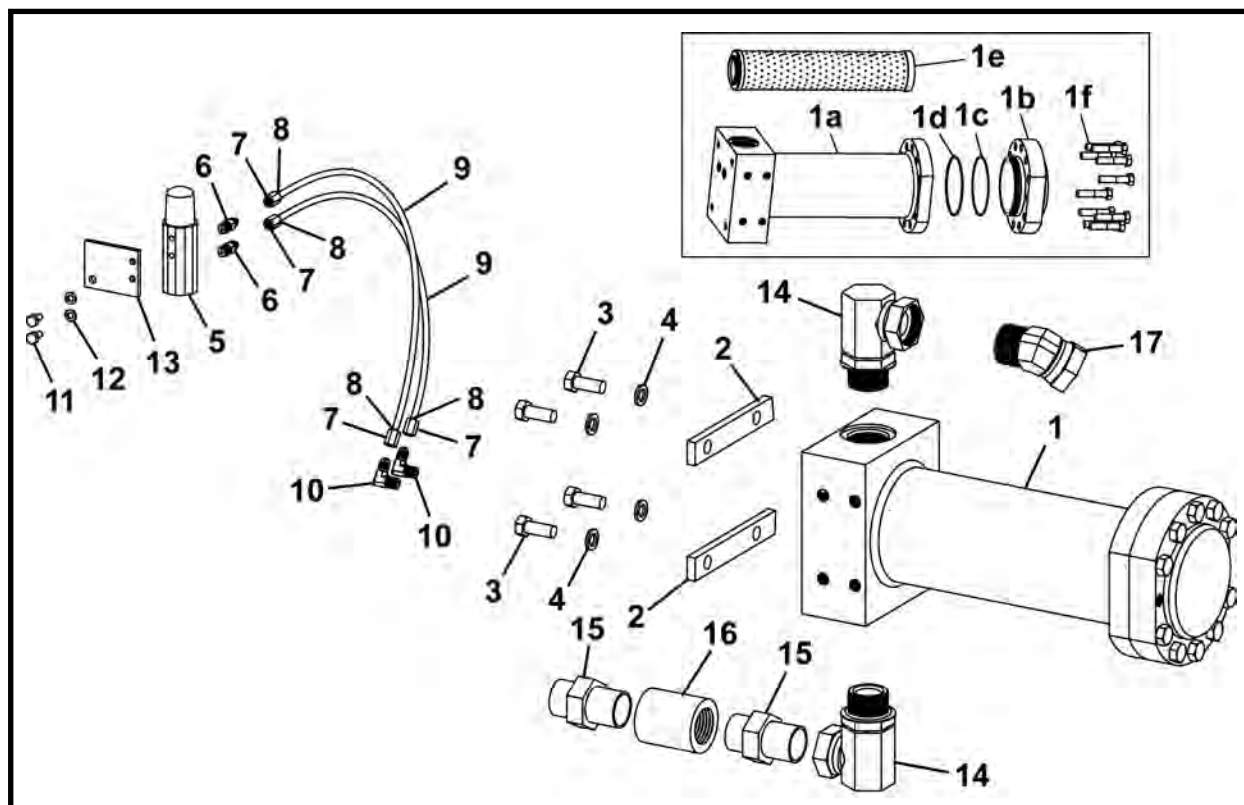
360: SN F25300F-5 & After; 420: SN F23700F-15 & After; 48SC: SN F19650F-12 & After

ITEM	QTY	360	420	48SC	DESCRIPTION
		PART NO.	PART NO.	PART NO.	
0	1	025341A	030063A	030164A	MOTOR VALVE HYDRAULICS
1*	1	003708A00	003708A00	003708A00	VALVE, Motor 60 Gallon
2	1	P0059-009	P0059-009	P0059-009	KNOB
3	1	030265A	030085A	030265A	HANDLE
4	1	P0001-06-005	P0001-06-005	P0001-06-005	BOLT, 3/8 UNC x 1.25
5	1	030086P	030086P	030086P	ROD, Control Pivot
6	1	P0024-001	P0024-001	P0024-001	YOKE/WITH CLEVIS PIN
7	1	P0003-06-000	P0003-06-000	P0003-06-000	NUT, 3/8 UNC
8	1	006909P00	006909P00	006909P00	ROD, Motor Valve Linkage
9	1	P0300-148	P0300-148	P0300-148	FITTING, 20MB-20FPX90-BR
10	1	030027P	030027P	030027P	FITTING
11	2	P0300-066	P0300-066	P0300-066	FITTING, 20MP-20MP
12	1	P0400-006	P0400-006	P0400-006	COUPLING
13	1	P0300-050	P0300-050	P0300-050	FITTING, 16MP-20FP
14	1	P0300-051	P0300-051	P0300-051	FITTING, 16MB-16FP
15*	1	P0302-113	P0302-113	P0302-113	VALVE
16	2	P0300-162	P0300-162	P0300-162	FITTING, 16MB-16FPX
17	1	A10340A-042	A10340A-042	A10340A-042	HOSE ASSEMBLY 1 x 42
18	1	A10340A-044	A10340A-044	A10340A-044	HOSE ASSEMBLY 1 x 44
19	2	P0300-052	P0300-052	P0300-052	FITTING, 16MB-16FPX90-BR
20	1	030266P	030266P	030266P	MOUNT, Valve
21	1	P0001-04-003	P0001-04-003	P0001-04-003	BOLT, Hex 1/4 UNC x .75
22	1	P0045-004	P0045-004	P0045-004	WASHER, Lock 1/4
23	1	A10340A-034	A10340A-034	A10340A-034	HOSE ASSEMBLY 1 x 34
24	1	A10340A-037	A10340A-037	A10340A-037	HOSE ASSEMBLY 1 x 37

* Refer to Section 7, Valves for parts information.

FILTER HYDRAULICS

360: SN F25300F-5 & After; 420: SN F23700F-15 & After; 48SC: SN F19650F-12 & After



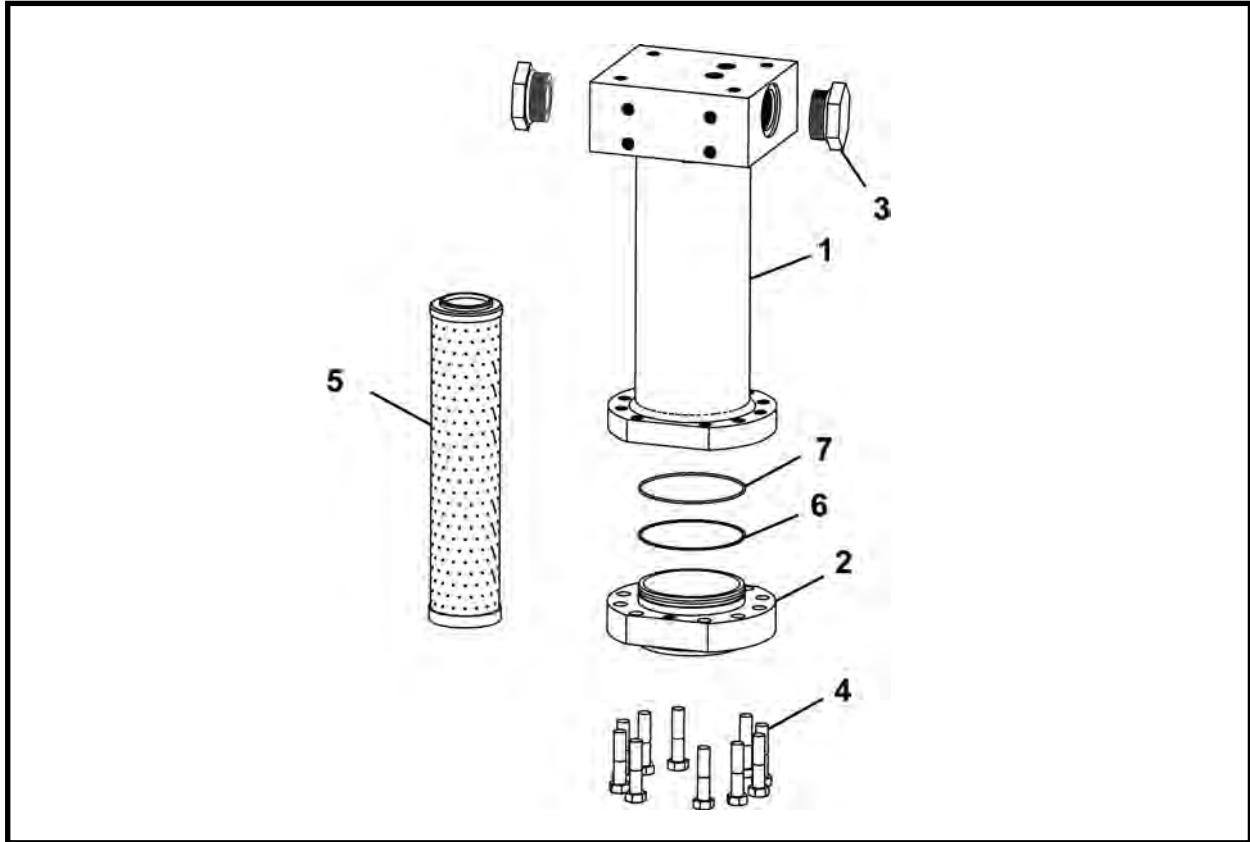
ITEM	QTY	360 PART NO.	420 PART NO.	48SC PART NO.	DESCRIPTION
0	1	030176A	030065A	030176A	FILTER HYDRAULICS
1*	1	030442A	030442A	030442A	FILTER ASSEMBLY (Includes items 1a-1f)
1a	1	029909A	029909A	029909A	HOUSING, Filter
1b	1	007966P01	007966P01	007966P01	COVER
1c**	1	P0084-156	P0084-156	P0084-156	RING, Back-Up
1d**	1	P0085-156	P0085-156	P0085-156	ORING
1e	1	P0309-121	P0309-121	P0309-121	FILTER, High Pressure
1f	10	P0001-08-009	P0001-08-009	P0001-08-009	BOLT, Hex 1/2 UNC x 2.25
2	2	030087P	030087P	030087P	MOUNT, Filter
3	4	P0001-08-005	P0001-08-005	P0001-08-005	BOLT, Hex 1/2 UNC x 1.25
4	4	P0045-008	P0045-008	P0045-008	WASHER, Lock 1/2
5	1	P0301-108	P0301-108	P0301-108	INDICATOR, Pressure
6	2	P0300-158	P0300-158	P0300-158	FITTING, 03MJ-02MP
7	4	P0300-155	P0300-155	P0300-155	NUT
8	4	P0300-154	P0300-154	P0300-154	SLEEVE
9	2	P0110-105-019	P0110-105-019	P0110-105-019	TUBE, Steel
10	2	P0300-159	P0300-159	P0300-159	FITTING, 03MJ-02MP90
11	2	P0001-04-002	P0001-04-002	P0001-04-002	BOLT, Hex 1/4 UNC x .5
12	2	P0045-004	P0045-004	P0045-004	WASHER, Lock 1/4
13	1	030090P	030090P	030090P	MOUNT, Indicator
14	2	P0300-148	P0300-148	P0300-148	FITTING, 20MB-20FPX90-BR
15	2	P0300-066	P0300-066	P0300-066	FITTING, 20MP-20MP
16	1	P0400-006	P0400-006	P0400-006	COUPLING
17	1	P0300-415	P0300-415	P0300-415	FITTING, 20MP-20FPX45

* Use 029995A, HP TBM Filter Service Assembly when ordering complete filter housing assembly. Refer to this section for parts information.

** Included in Seal Kit, 008190A00.

HP TBM FILTER SERVICE ASSEMBLY, 029995A

360: SN F25300F-5 & After; 420: SN F23700F-15 & After; 48SC: SN F19650F-12 & After

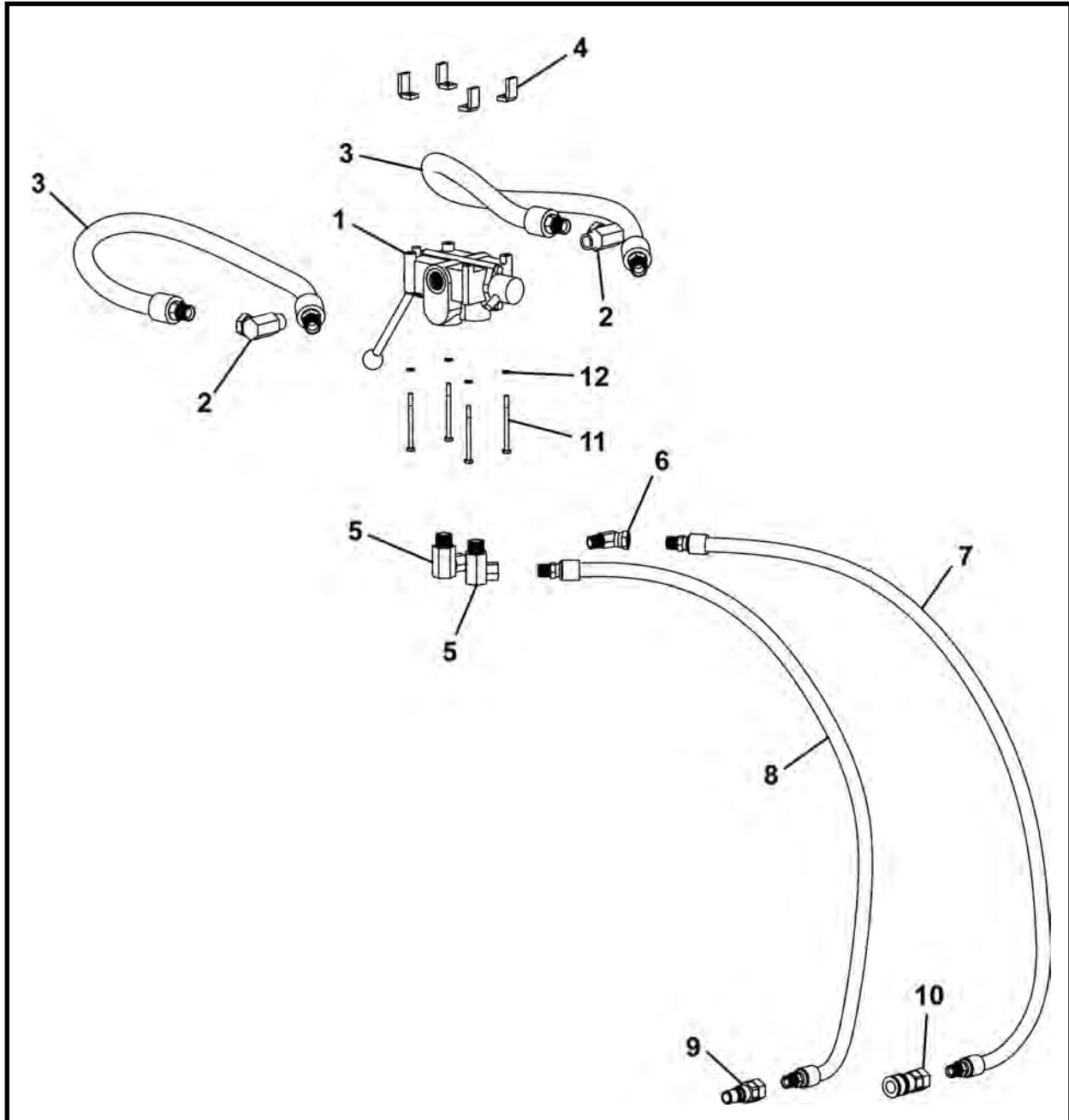


ITEM	QTY	PART NO.	DESCRIPTION
0	1	029995A	HP TBM FILTER SERVICE ASSEMBLY
1	1	029909A	HOUSING, Filter
2	1	007966P01	COVER
3	2	P0300-146	PLUG, 20MB
4	10	P0001-08-009	BOLT, 1/2 UNC x 2.25
5	1	P0309-121	FILTER, High Pressure
6*	1	P0084-156	RING, Back-Up
7*	1	P0085-156	ORING

* Included in Seal Kit, 008190A00.

CONVEYOR VALVE HYDRAULICS 360, 025342A

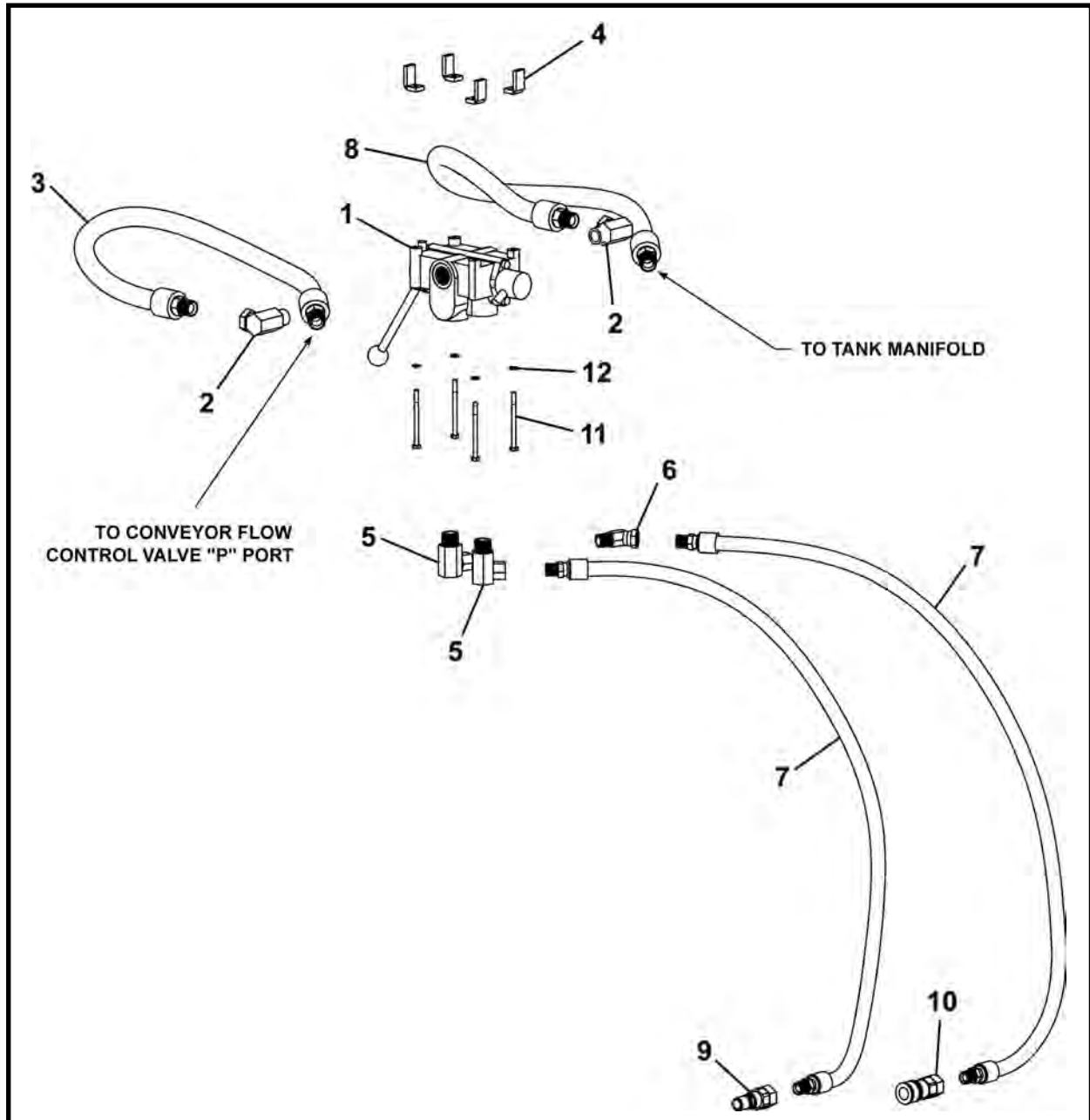
360: SN F25300F-5 & After



ITEM	QTY	PART NO.	DESCRIPTION
0	1	025342A	CONVEYOR VALVE HYDRAULICS 360
1*	1	P0302-109	VALVE
2	2	P0300-034	FITTING, 12MP-12FPX90 BR
3	2	A10330A-037	HOSE ASSEMBLY 3/4 x 37
4	4	005279P02	BRACE, Conveyor Valve
5	2	P0300-022	FITTING, 12MP-08FPX90-BR
6	1	P0300-173	FITTING, 08MP-08PX45
7	1	A10320A-048	HOSE ASSEMBLY 1/2 x 48
8	1	A10320A-046	HOSE ASSEMBLY 1/2 x 46
9	1	P0100-004B	COUPLER, Male
10	1	P0100-004A	COUPLER, Female
11	4	P0001-04-014	BOLT, 1 UNC x 4
12	4	P0045-004	WASHER, Lock 1/4

* Refer to Section 7, Valves for parts information.

CONVEYOR VALVE HYDRAULICS 420 - 48SC
420: SN F23700F-15 & After; 48SC: SN F19650F-12 & After

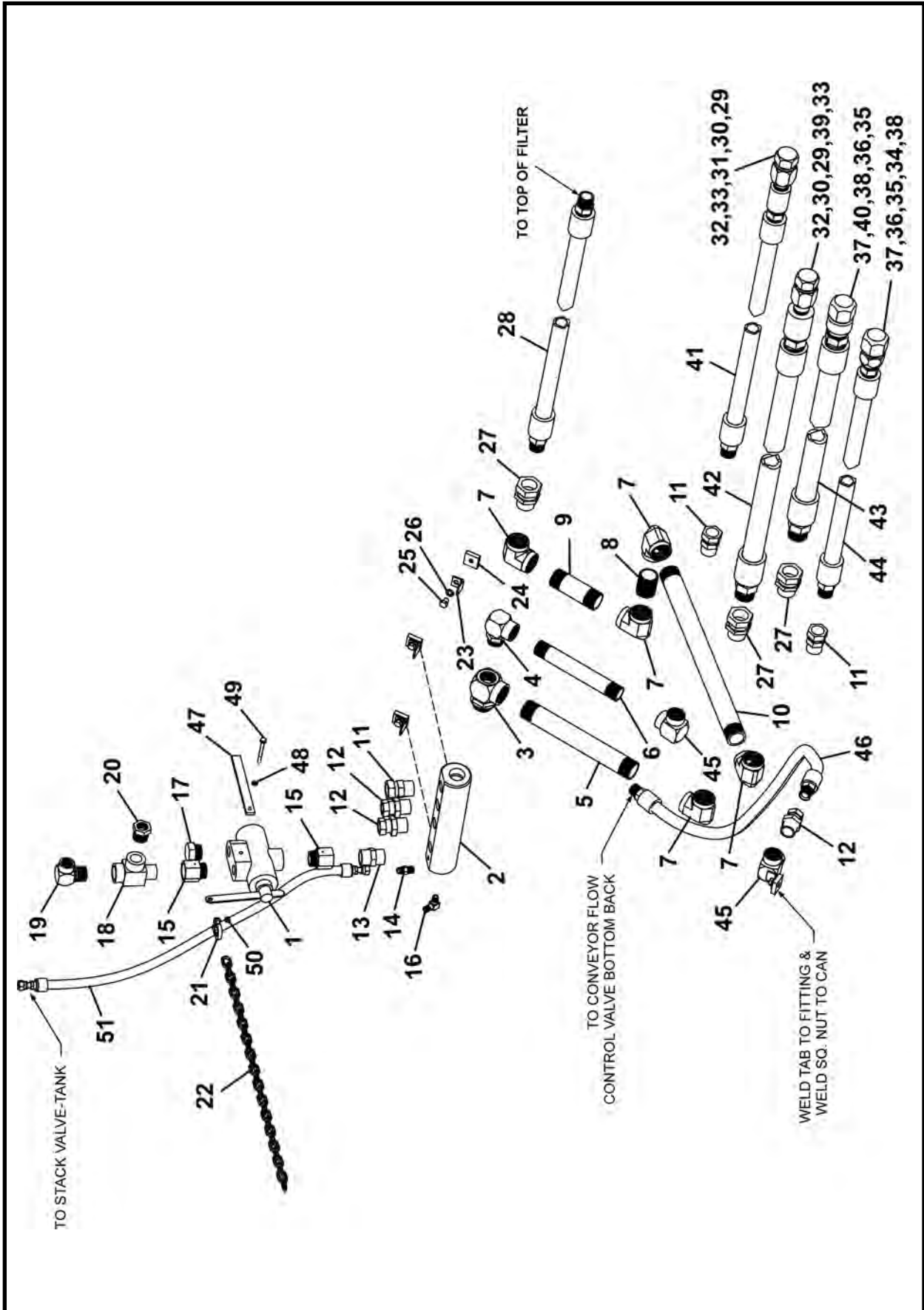


ITEM	QTY	420 PART NO.	48SC PART NO.	DESCRIPTION
0	1	030066A	030190A	CONVEYOR VALVE HYDRAULICS 420 - 48SC
1*	1	P0302-109	P0302-109	VALVE, Conveyor
2	2	P0300-034	P0300-034	FITTING, 12MP-12FPX90-BR
3	1	A10330A-035	A10330A-035	HOSE ASSEMBLY 3/4 x 35
4	4	005279P02	005279P02	BRACE, Valve
5	2	P0300-022	P0300-022	FITTING, 12MP-08FPX90-BR
6	1	P0300-173	P0300-173	FITTING, 08MP-08PX45
7	2	A10320A-048	A10320A-048	HOSE ASSEMBLY 1/2 x 48
8	1	A10330A-030	A10330A-030	HOSE ASSEMBLY 1/2 x 30
9	1	P0100-004B	P0100-004B	COUPLER, Male
10	1	P0100-004A	P0100-004A	COUPLER, Female
11	4	P0001-04-014	P0001-04-014	BOLT, 1 UNC x 4
12	4	P0045-004	P0045-004	WASHER, Lock 1/4

* Refer to Section 7, Valves for parts information.

CONVEYOR SAFETY VALVE HYDRAULICS

360: SN F25300F-5 & After; 420: SN F23700F-15 & After; 48SC: SN F19650F-12 & After



CONVEYOR SAFETY VALVE HYDRAULICS

360: SN F25300F-5 & After; 420: SN F23700F-15 & After; 48SC: SN F19650F-12 & After

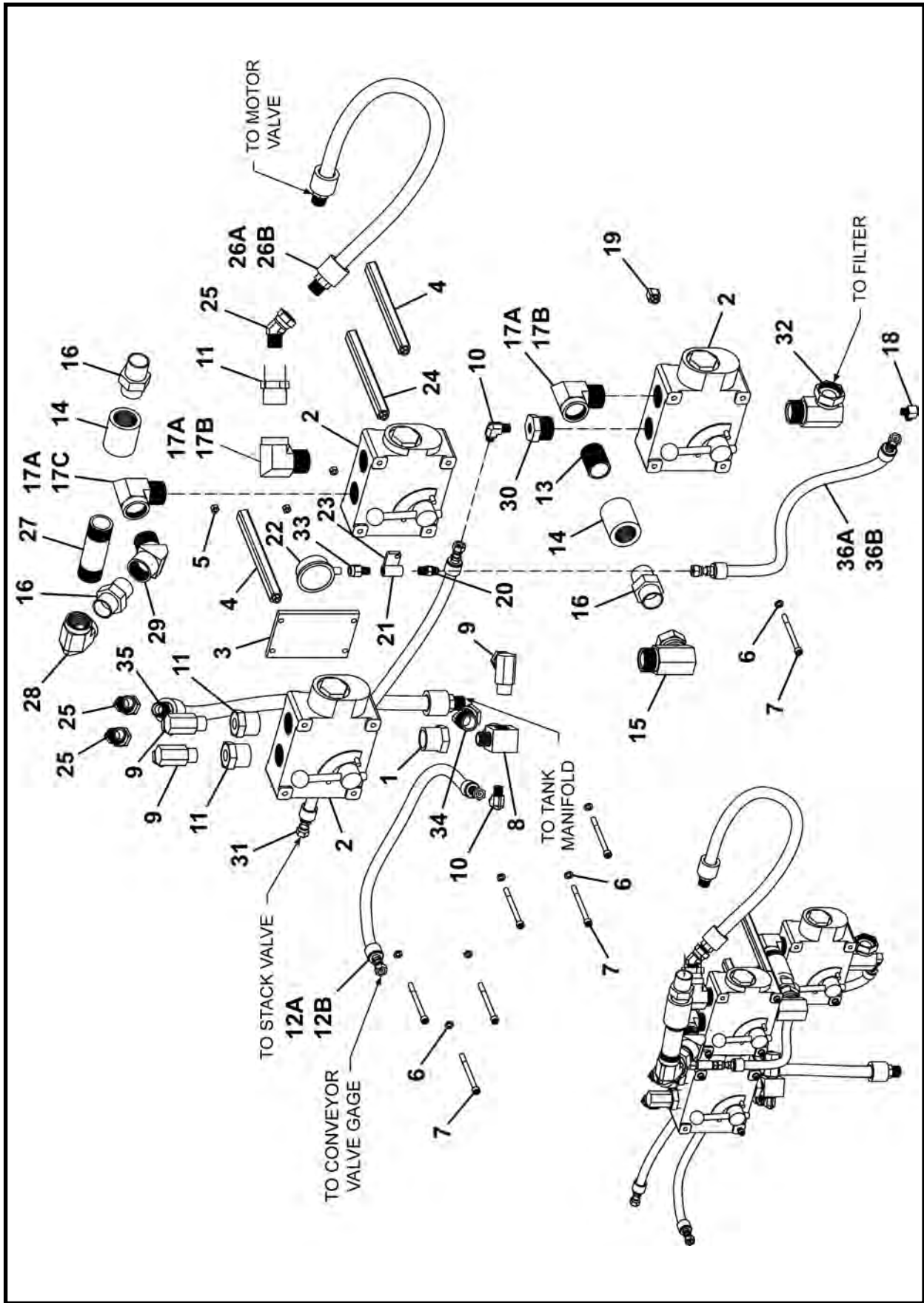
ITEM	QTY	360 PART NO.	420 PART NO.	48SC PART NO.	DESCRIPTION
0	1	030175A	030067A	030175A	CONVEYOR SAFETY VALVE HYDRAULICS
1*	1	P0302-113	P0302-113	P0302-113	VALVE
2	1	007185P00	007185P00	007185P00	ROD
3	1	030059P	030059P	030059P	FITTING
4	1	P0300-057	P0300-057	P0300-057	FITTING, 16MP-16FP90
5	1	030184P	030057P	030184P	PIPE, 1-1/4
6	1	030183P	030058P	030183P	PIPE, 1
7	5	P0300-097	P0300-097	P0300-097	FITTING, 20FP-20FP90
8	1	P0408-001	P0408-001	P0408-001	NIPPLE
9	1	P0408-003	P0408-006	P0408-003	NIPPLE
10	1	030077P	030074P	030077P	PIPE, 1-1/4
11	3	P0300-074	P0300-074	P0300-074	FITTING, 16MP-16FPX
12	3	P0300-118	P0300-118	P0300-118	FITTING, 16MP-12FPX
13	1	P0300-013	P0300-013	P0300-013	FITTING, 16MP-16MP
14	1	P0300-121	P0300-121	P0300-121	FITTING, 06MJ-04MP
15	2	P0300-051	P0300-051	P0300-051	FITTING, 16MB-16FP
16	1	P0300-124	P0300-124	P0300-124	FITTING, 04MP-04MP90
17	1	P0300-028	P0300-028	P0300-028	PLUG, 16MP
18	1	P0300-076	P0300-076	P0300-076	FITTING, 16MP-16FP-16FP
19	1	P0300-115	P0300-115	P0300-115	FITTING, 16MP-12FP90
20	1	P0300-133	P0300-133	P0300-133	FITTING, 16MP-12FPS
21	1	P0091-003	P0091-003	P0091-003	SHACKLE, Anchor
22	72 LI	P0094-004	P0094-004	P0094-004	CHAIN, 3/16
23	4	029997P	029997P	029997P	TAB, Mounting
24	4	P0011-006A	P0011-006A	P0011-006A	NUT, Strut Square 3/8 UNC
25	4	P0001-06-002	P0001-06-002	P0001-06-002	BOLT, 3/8 UNC x .5
26	4	P0045-006	P0045-006	P0045-006	WASHER, Lock 3/8
27	3	P0300-091	P0300-091	P0300-091	FITTING, 20MP-20FPX
28	1	A10350A-043	A10350A-043	A10350A-043	HOSE ASSEMBLY 1-1/4 x 43
29	2	004899P00	004899P00	004899P00	UNION, Coupler
30	2	004901P01	004901P01	004901P01	COUPLER
31	1	P0400-005	P0400-005	P0400-005	COUPLING, Pipe
32	2	005350P03	005350P03	005350P03	CAP, Coupler
33	2	007087P00	007087P00	007087P00	PLUG, Rubber
34	1	004900P00	004900P00	004900P00	COUPLER, Female
35	2	P0085-123	P0085-123	P0085-123	ORING
36	2	P0084-123	P0084-123	P0084-123	ORING, Back-Up
37	2	007002P02	007002P02	007002P02	CAP, Coupler
38	2	007086P00	007086P00	007086P00	PLUG, Rubber
39	1	P0421-012	P0421-012	P0421-012	COUPLER, Reducer
40	1	005348P00	005348P00	005348P00	COUPLER, Female
41	1	A10340A-121	A10340A-121	A10340A-121	HOSE ASSEMBLY 1 x 121
42	1	A10350A-124	A10350A-124	A10350A-124	HOSE ASSEMBLY 1-1/4 x 124
43	1	A10350A-113	A10350A-113	A10350A-113	HOSE ASSEMBLY 1-1/4 x 113
44	1	A10340A-118	A10340A-118	A10340A-118	HOSE ASSEMBLY 1 x 118
45	2	P0300-072	P0300-072	P0300-072	FITTING, 16FP-16FP90-BR
46	1	A10330A-070	A10330A-070	A10330A-070	HOSE ASSEMBLY 3/4 x 70
47	1	030109P	030109P	030109P	MOUNT, Safety Valve
48	1	P0045-004	P0045-004	P0045-004	WASHER, Lock 1/4
49	1	P0001-04-010	P0001-04-010	P0001-04-010	BOLT, Hex 1/4 UNC x 2.5
50	1	P0003-04-000	P0003-04-000	P0003-04-000	NUT, 1/4
51	1	A10311A-032	A10311A-032	A10311A-032	HOSE ASSEMBLY 3/8 x 32

* Refer to Section 7, Valves for parts information.

LI - Linear Inch

SPEED CONTROL HYDRAULICS

360: SN F25300F-5 & After; 420: SN F23700F-15 & After; 48SC: SN F19650F-12 & After



SPEED CONTROL HYDRAULICS

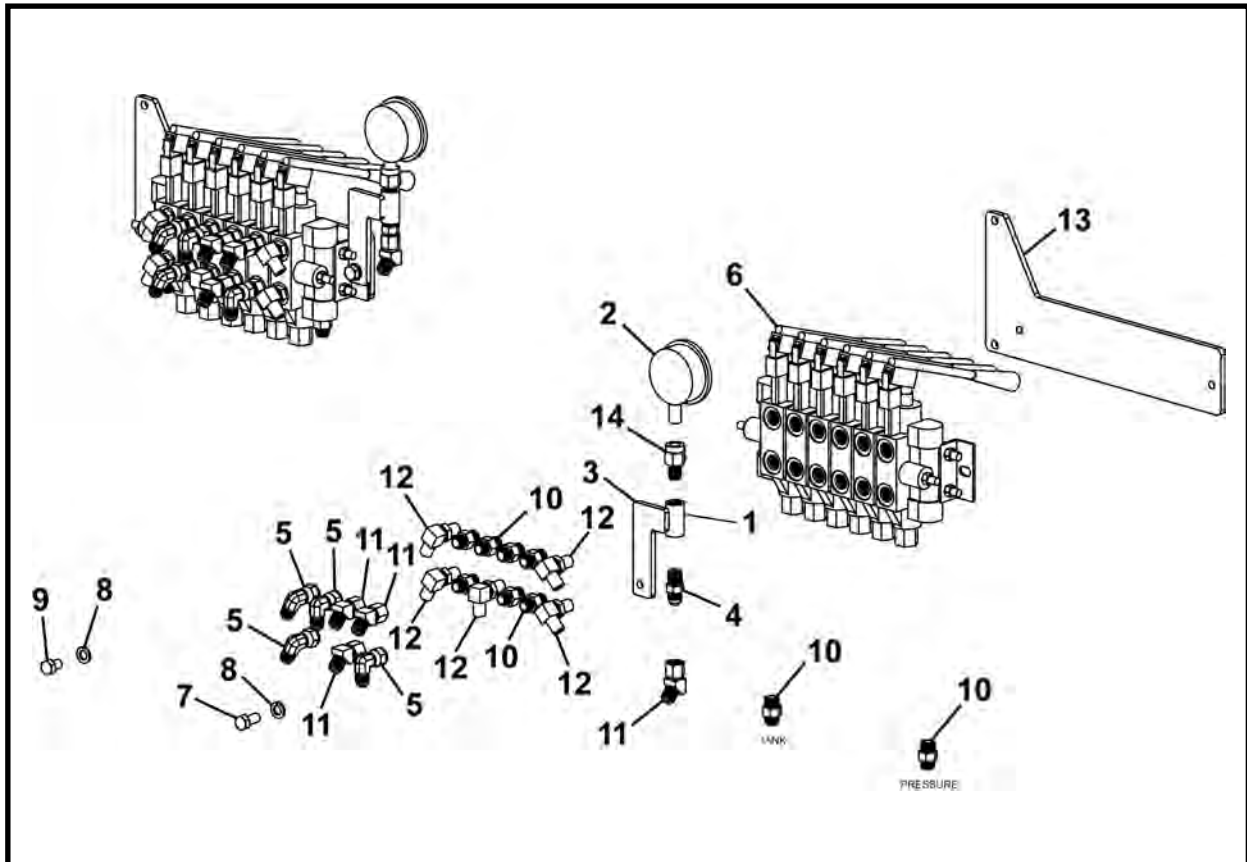
360: SN F25300F-5 & After; 420: SN F23700F-15 & After; 48SC: SN F19650F-12 & After

ITEM	QTY	360	420	48SC	DESCRIPTION
		PART NO.	PART NO.	PART NO.	
0	1	030177A	030069A	030177A	SPEED CONTROL HYDRAULICS
1	1	P0300-001	P0300-001	P0300-001	FITTING, 12MP-16FPS
2*	3	P0302-112	P0302-112	P0302-112	VALVE, Flow Control
3	1	030092P	030092P	030092P	PLATE, Connector
4	2	030099A	030099A	030099A	STANDOFF
5	3	P0003-05-000	P0003-05-000	P0003-05-000	NUT, 5/16
6	7	P0045-005	P0045-005	P0045-005	WASHER, Lock 5/16
7	7	P0031-05-013	P0031-05-013	P0031-05-013	SCREW, Socket Head Cap 5/16 UNC x 3
8	1	029996P	029996P	029996P	FITTING
9	3	P0300-034	P0300-034	P0300-034	FITTING, 12MP-12FPX90-BR
10	2	P0300-106	P0300-106	P0300-106	FITTING, 06MJ-06MP90
11	3	P0300-008	P0300-008	P0300-008	FITTING, 20MP-12FPS
12A	1	A10311A-039	-	A10311A-039	HOSE ASSEMBLY 3/8 x 39
12B	1	-	A10311A-028	-	HOSE ASSEMBLY 3/8 x 28
13	1	P0408-001	P0408-001	P0408-001	NIPPLE
14	2	P0400-006	P0400-006	P0400-006	COUPLING, Pipe
15	1	P0300-179	P0300-179	P0300-179	FITTING, 20MP-20FPX90
16	3	P0300-066	P0300-066	P0300-066	FITTING, 20MP-20MP
17A	3	P0300-040	-	P0300-040	FITTING, 20MP-20FP90
17B	2	-	P0300-040	-	FITTING, 20MP-20FP90
17C	1	-	P0300-110	-	FITTING, 20MP-20FP45
18	1	P0300-125	P0300-125	P0300-125	FITTING, 06MJ-04MP90
19	1	030267A	030097A	030267A	STANDOFF
20	1	P0300-121	P0300-121	P0300-121	FITTING, 06MJ-04MP
21	1	P0400-001	P0400-001	P0400-001	COUPLING, Pipe
22	1	P0301-100	P0301-100	P0301-100	GAUGE, Pressure 5000 psi
23	1	030088P	030088P	030088P	MOUNT, Gauge
24	1	030098A	030098A	030098A	STANDOFF
25	3	P0300-191	P0300-191	P0300-191	FITTING, 12MP-12FPX45
26A	1	A10330A-027	-	A10330A-027	HOSE ASSEMBLY 3/4 x 27
26B	1	-	A10330A-032	-	HOSE ASSEMBLY 3/4 x 32
27	1	030078P	030078P	030078P	PIPE, 1-1/4
28	1	P0300-097	P0300-097	P0300-097	FITTING, 20FP-20FP90
29	1	P0300-110	P0300-110	P0300-110	FITTING, 20MP-20FP45
30	1	P0300-777	P0300-777	P0300-777	FITTING, 20MP-06FP
31	1	A10311A-031	A10311A-031	A10311A-031	HOSE ASSEMBLY 3/8 x 31
32	1	029999P	029999P	029999P	FITTING
33	1	P0260-003	P0260-003	P0260-003	SNUBBER, Pressure
34	1	P0300-215	P0300-215	P0300-215	FITTING, 16MP-16FPX45
35	1	A10330A-032	A10330A-032	A10330A-032	HOSE ASSEMBLY 3/4 x 32
36A	1	A10311A-026	-	A10311A-026	HOSE ASSEMBLY 3/8 x 26
36B	1	-	A10311A-028	-	HOSE ASSEMBLY 3/8 x 28

* Refer to Section 7, Valves for parts information.

CONTROL VALVE HYDRAULICS

360: SN F25300F-5 & After; 420: SN F23700F-15 & After; 48SC: SN F19650F-12 & After



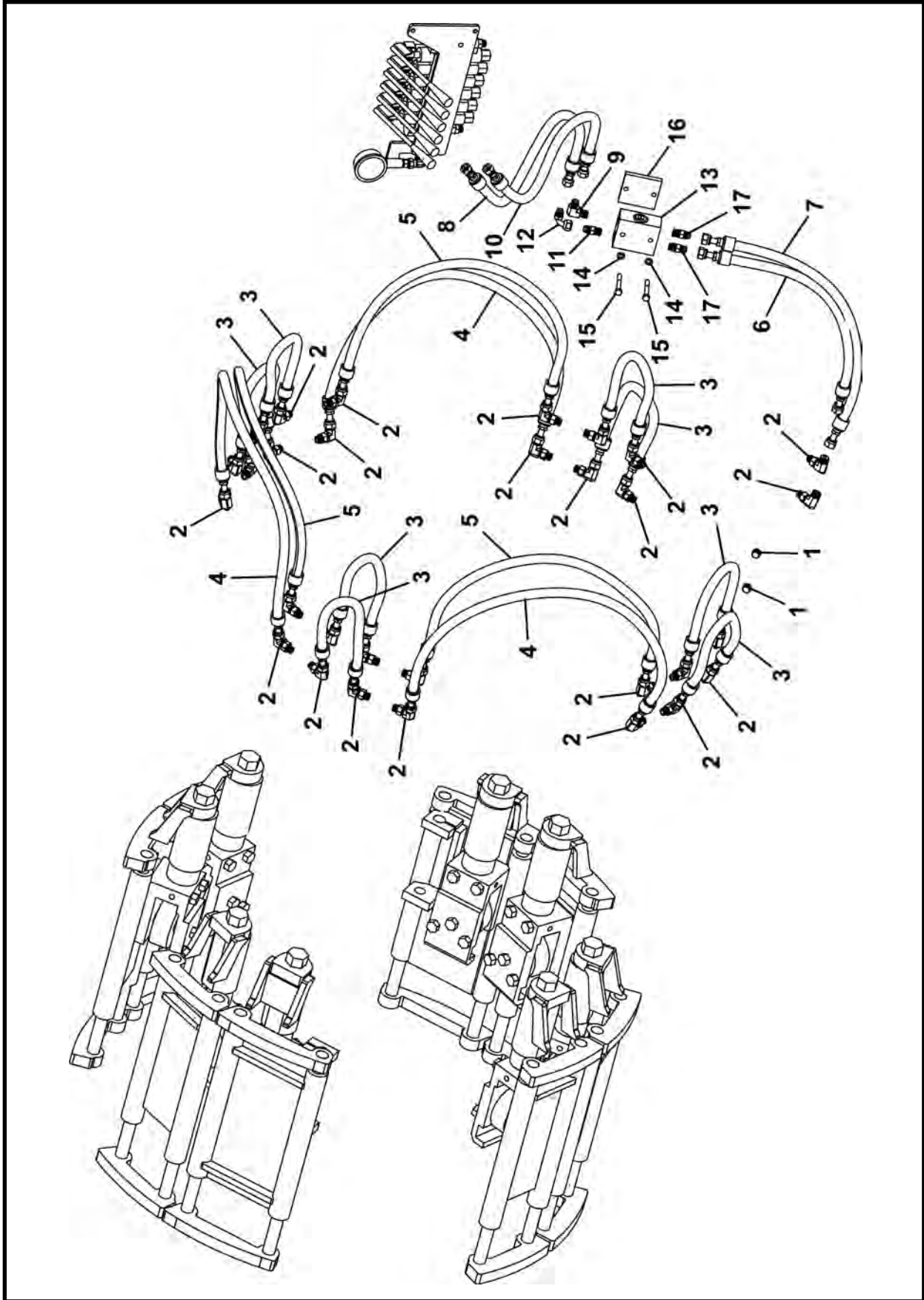
ITEM	QTY	360 PART NO.	420 PART NO.	48SC PART NO.	DESCRIPTION
0	1	030179A	030071A	030179A	CONTROL VALVE HYDRAULICS
1	1	P0400-001	P0400-001	P0400-001	COUPLING, Pipe
2	1	P0301-100	P0301-100	P0301-100	GAUGE, Pressure
3	1	030089P	030089P	030089P	MOUNT, Gauge
4	1	P0300-121	P0300-121	P0300-121	FITTING, 06MJ-04MP
5	4	P0300-149	P0300-149	P0300-149	FITTING, 06MJ-06FJX90
6*	1	P0302-260	P0302-260	P0302-260	VALVE, 6 Section
7	1	P0001-06-003	P0001-06-003	P0001-06-003	BOLT, Hex 3/8 UNC x .75
8	2	P0045-006	P0045-006	P0045-006	WASHER, Lock 3/8
9	1	P0001-06-002	P0001-06-002	P0001-06-002	BOLT, Hex 3/8 UNC x .5
10	9	P0300-041	P0300-041	P0300-041	FITTING, 06MJ-06MB
11	4	P0300-280	P0300-280	P0300-280	FITTING, 06MJ-06FJX45
12	5	P0300-042	P0300-042	P0300-042	FITTING, 06MJ-06MB90
13	1	030156P	030091P	030156P	MOUNT, Valve
14	1	P0260-003	P0260-003	P0260-003	SNUBBER, Pressure

* Refer to Section 7, Valves for parts information.

NOTES

DRUM ADVANCE HYDRAULICS 360, 030504A

360: SN F25300F-5 & After

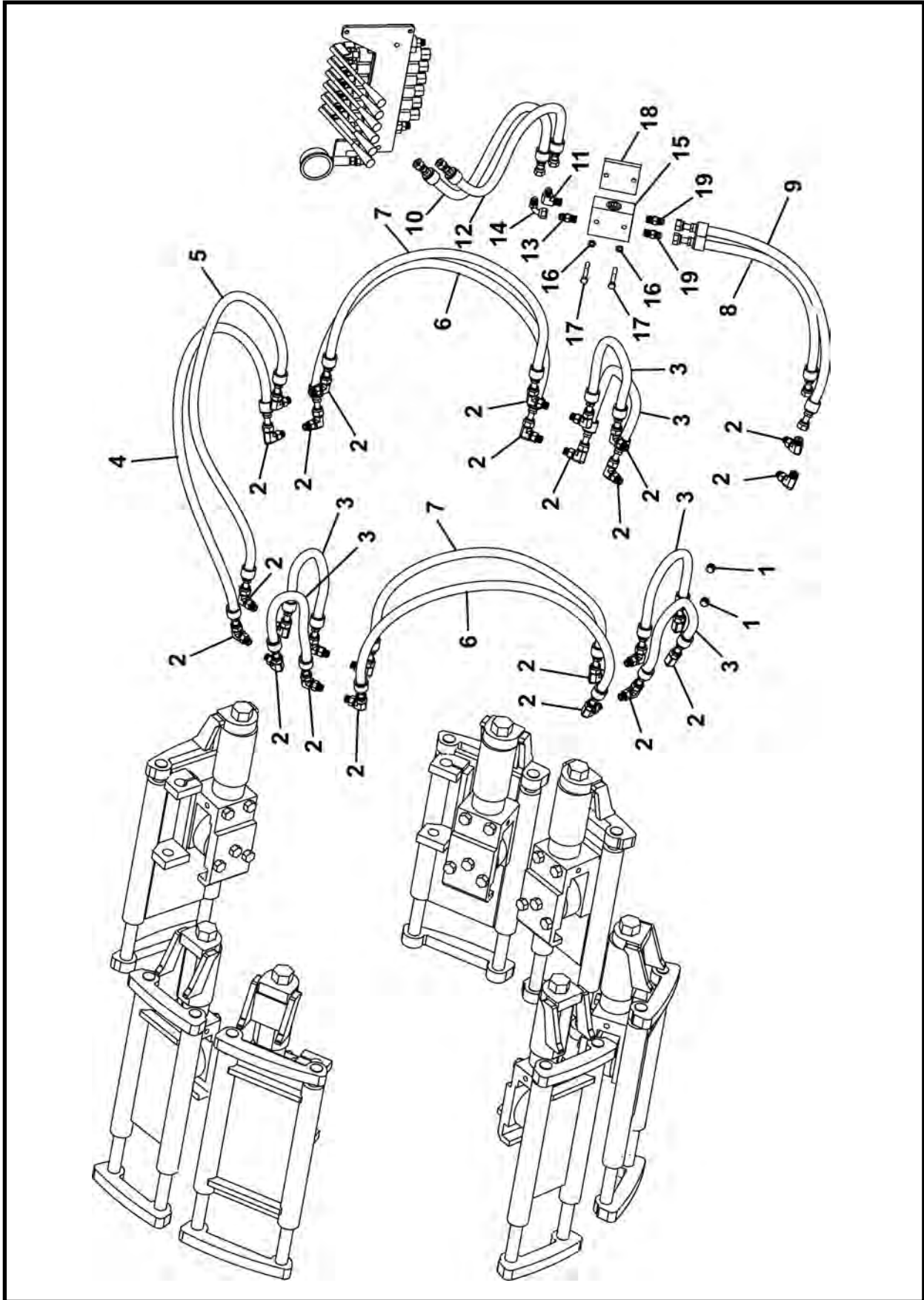


DRUM ADVANCE HYDRAULICS 360, 030504A

360: SN F25300F-5 & After

ITEM	QTY	PART NO.	DESCRIPTION
0	1	030504A	DRUM ADVANCE HYDRAULICS 360
1	2	P0300-015	PLUG, 06MP-HHP
2	30	P0300-355	FITTING, 06MFOR-06MB90
3	8	A10313A-017	HOSE ASSEMBLY 3/8 x 17
4	3	A10313A-045	HOSE ASSEMBLY 3/8 x 45
5	3	A10313A-040	HOSE ASSEMBLY 3/8 x 40
6	1	A10313A-023	HOSE ASSEMBLY 3/8 x 23
7	1	A10313A-027	HOSE ASSEMBLY 3/8 x 27
8	1	A10311A-026	HOSE ASSEMBLY 3/8 x 26
9	1	P0300-106	FITTING, 06MJ-06MP90
10	1	A10311A-023	HOSE ASSEMBLY 3/8 x 23
11	1	P0300-121	FITTING, 06MJ-04MP
12	1	P0300-123	FITTING, 500454-6S
13	1	P0302-104	VALVE, Check
14	2	P0045-005	WASHER, Lock 5/16
15	2	P0001-05-009	BOLT, Hex 5/16 UNC x 2.25
16	1	029949P	PLATE
17	2	P0300-679	FITTING, 6MFFOR-4MP

DRUM ADVANCE HYDRAULICS 420 - 48SC
 420: SN F23700F-15 & After; 48SC: SN F19650F-12 & After

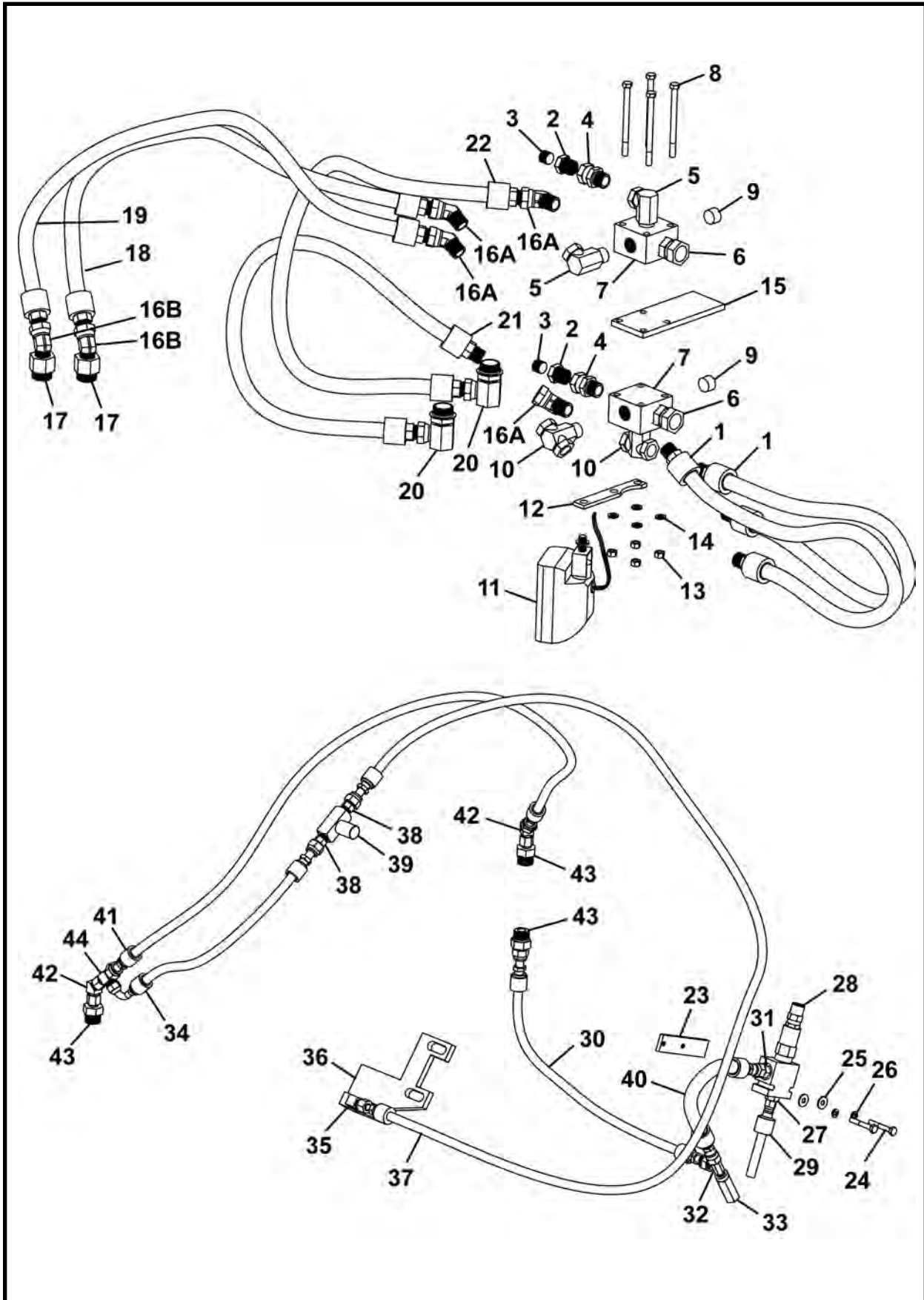


DRUM ADVANCE HYDRAULICS 420 - 48SC
420: SN F23700F-15 & After; 48SC: SN F19650F-12 & After

ITEM	QTY	420	48SC	DESCRIPTION
		PART NO.	PART NO.	
0	1	030072A	030180A	DRUM ADVANCE HYDRAULICS 420 - 48SC
1	2	P0300-315	P0300-015	PLUG, 06MP-HHP
2	26	P0300-355	P0300-355	FITTING, 06MFOR-06MB90
3	6	A10313A-017	A10313A-017	HOSE ASSEMBLY 3/8 x 17
4	1	A10313A- <u>060</u>	A10313A- <u>062</u>	HOSE ASSEMBLY 3/8 x ___
5	1	A10313A- <u>055</u>	A10313A- <u>057</u>	HOSE ASSEMBLY 3/8 x ___
6	2	A10313A- <u>045</u>	A10313A- <u>047</u>	HOSE ASSEMBLY 3/8 x ___
7	2	A10313A- <u>040</u>	A10313A- <u>042</u>	HOSE ASSEMBLY 3/8 x ___
8	1	A10313A- <u>023</u>	A10313A- <u>023</u>	HOSE ASSEMBLY 3/8 x 23
9	1	A10313A- <u>027</u>	A10313A- <u>027</u>	HOSE ASSEMBLY 3/8 x 27
10	1	A10311A- <u>026</u>	A10311A- <u>026</u>	HOSE ASSEMBLY 3/8 x 26
11	1	P0300-106	P0300-106	FITTING, 06MJ-06MP90
12	1	A10311A- <u>023</u>	A10311A- <u>023</u>	HOSE ASSEMBLY 3/8 x 23
13	1	P0300-121	P0300-121	FITTING, 06MJ-04MP
14	1	P0300-123	P0300-123	FITTING, 500454-6S
15	1	P0302-104	P0302-104	VALVE, Check
16	2	P0045-005	P0045-005	WASHER, Lock 5/16
17	2	P0001-05-009	P0001-05-009	BOLT, Hex 5/16 UNC x 2.25
18	1	029949P	029949P	PLATE
19	2	P0300-679	P0300-679	FITTING, 6MFFOR-4MP

MOTOR MANIFOLD HYDRAULICS

360: SN F25300F-5 & After; 420: SN F23700F-15 & After; 48SC: SN F19650F-12 & After



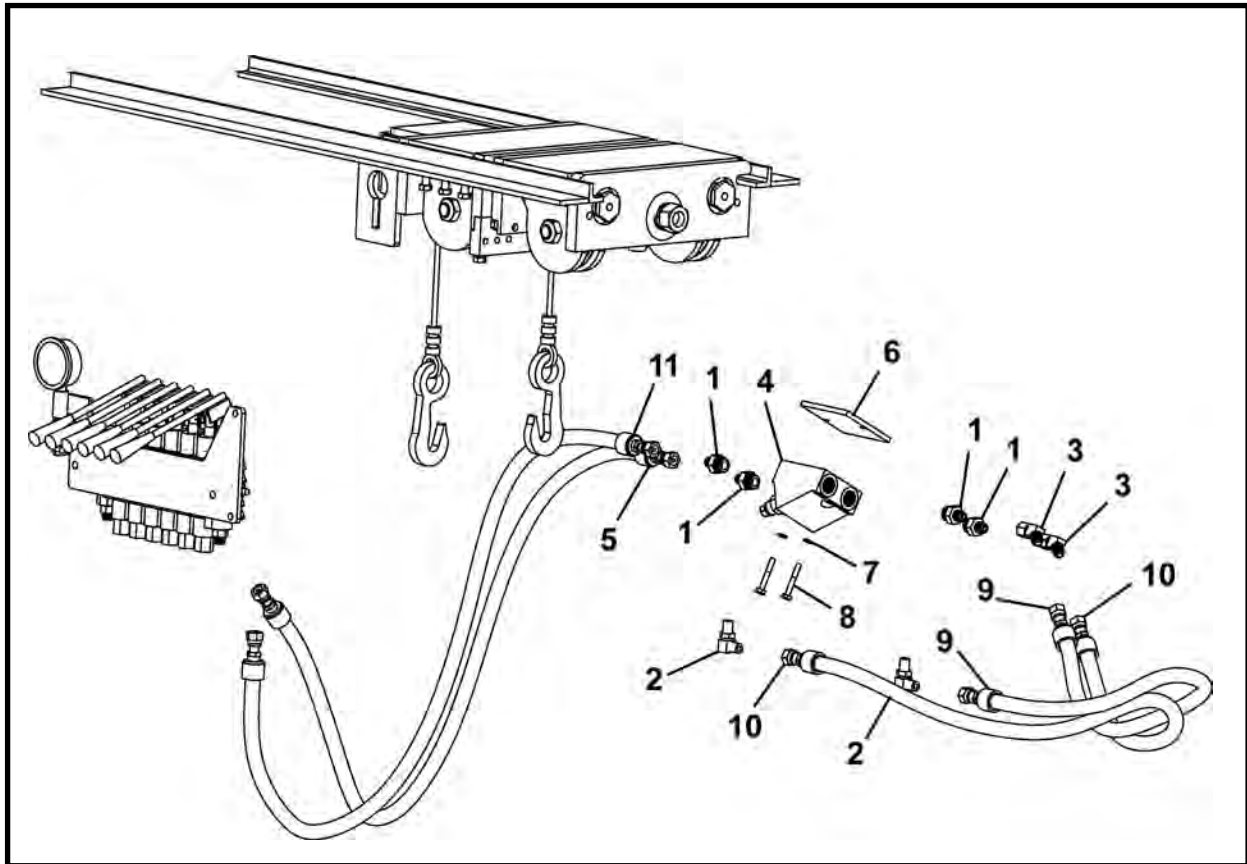
MOTOR MANIFOLD HYDRAULICS

360: SN F25300F-5 & After; 420: SN F23700F-15 & After; 48SC: SN F19650F-12 & After

ITEM	QTY	360 PART NO.	420 PART NO.	48SC PART NO.	DESCRIPTION
0	1	030503A	030068A	030270A	MOTOR MANIFOLD HYDRAULICS
1	2	A10330A-030	A10330A-030	A10330A-030	HOSE ASSEMBLY 3/4 x 33
2	2	P0300-012	P0300-012	P0300-012	FITTING, 12MP-08FPS
3	2	P0300-079	P0300-079	P0300-079	PLUG, 08MP-HHP
4	2	P0300-117	P0300-117	P0300-117	FITTING, 12MP-12FPX
5	2	P0300-034	P0300-034	P0300-034	FITTING, 12MP-12FPX90-BR
6	2	P0300-074	P0300-074	P0300-074	FITTING, 16MP-16FPX
7	2	007193P01	007193P01	007193P01	MANIFOLD
8	4	P0001-06-020	P0001-06-020	P0001-06-020	BOLT, Hex 3/8 UNC x 5
9	2	P0300-045	P0300-045	P0300-045	PLUG, 12MP-HHP
10	2	P0300-209	P0300-209	P0300-209	FITTING, 12MP-12FPX-12FPX
11	1	P0053-026	P0053-026	P0053-026	LIGHT, Halogen Flood
12	1	030079P	030079P	030079P	BRACKET, Light
13	4	P0003-06-000	P0003-06-000	P0003-06-000	NUT, 3/8
14	4	P0045-006	P0045-006	P0045-006	WASHER, Lock 3/8
15	1	030269P	030096P	030269P	MOUNT, Manifold
16A	4	P0300-191	P0300-191	P0300-191	FITTING, 12MP-12FPX45
16B	2	P0300-191	P0300-191	-	FITTING, 12MP-12FPX45
17	2	P0300-068	P0300-068	-	FITTING, 16MB-12FP
17	2	-	-	P0300-544	FITTING, 16MB-12FPX45
18	1	A10330A-047	A10330A-047	A10330A-047	HOSE ASSEMBLY 3/4 x 47
19	1	A10330A-038	A10330A-038	A10330A-038	HOSE ASSEMBLY 3/4 x 38
20	2	P0300-233	P0300-233	P0300-233	FITTING, 16MB-12FPX90
21	1	A10330A-032	A10330A-032	A10330A-032	HOSE ASSEMBLY 3/4 x 32
22	1	A10330A-027	A10330A-027	A10330A-027	HOSE ASSEMBLY 3/4 x 27
23	1	030073P	030073P	030073P	PLATE, Check Valve
24	2	P0001-04-007	P0001-04-007	P0001-04-007	SCREW, Hex 1/4 UNC x 1.75
25	2	P0040-004	P0040-004	P0040-004	WASHER, Hardened Flat 1/4
26	2	P0045-004	P0045-004	P0045-004	WASHER, Lock 1/4
27	1	P0300-245	P0300-245	P0300-245	FITTING, 04MJ-06MB
28	1	P0302-103	P0302-103	P0302-103	VALVE, Relief
29	1	A10074A-008	A10074A-008	A10074A-008	HOSE ASSEMBLY 1/4 x 8
30	1	A10311A-020	A10311A-020	A10311A-020	HOSE ASSEMBLY 3/8 x 20
31	1	P0300-041	P0300-041	P0300-041	FITTING, 06MJ-06MB
32	1	P0300-132	P0300-132	P0300-132	FITTING, 06MJ-04MP-06MJ
33	1	P0302-101	P0302-101	P0302-101	VALVE, Check
34	1	A09952A-018	A09952A-018	A09952A-018	HOSE ASSEMBLY 3/8 x 18
35	1	P0300-125	P0300-125	P0300-125	FITTING, 06MJ-04MP90
36	1	007968A00	007968A00	007968A00	OILER, Gear Ring
37	1	A10311A-075	A10311A-075	A10311A-075	HOSE ASSEMBLY 3/8 x 75
38	2	P0300-121	P0300-121	P0300-121	FITTING, 06MJ-04MP
39	1	P0302-167	P0302-167	P0302-167	VALVE, Needle
40	1	A10311A-012	A10311A-012	A10311A-012	HOSE ASSEMBLY 3/8 x 12
41	1	A10311A-070	A10311A-070	A10311A-070	HOSE ASSEMBLY 3/8 x 70
42	2	P0300-280	P0300-280	P0300-280	FITTING, 06MJ-06FJX45
43	3	P0300-223	P0300-223	P0300-223	FITTING, 06MJ-10MB
44	1	P0300-192	P0300-192	P0300-192	FITTING, 06MJ-06FJX-06MJ

CONVEYOR LIFT HYDRAULICS

360: SN F25300F-5 & After; 420: SN F23700F-15 & After; 48SC: SN F19650F-12 & After

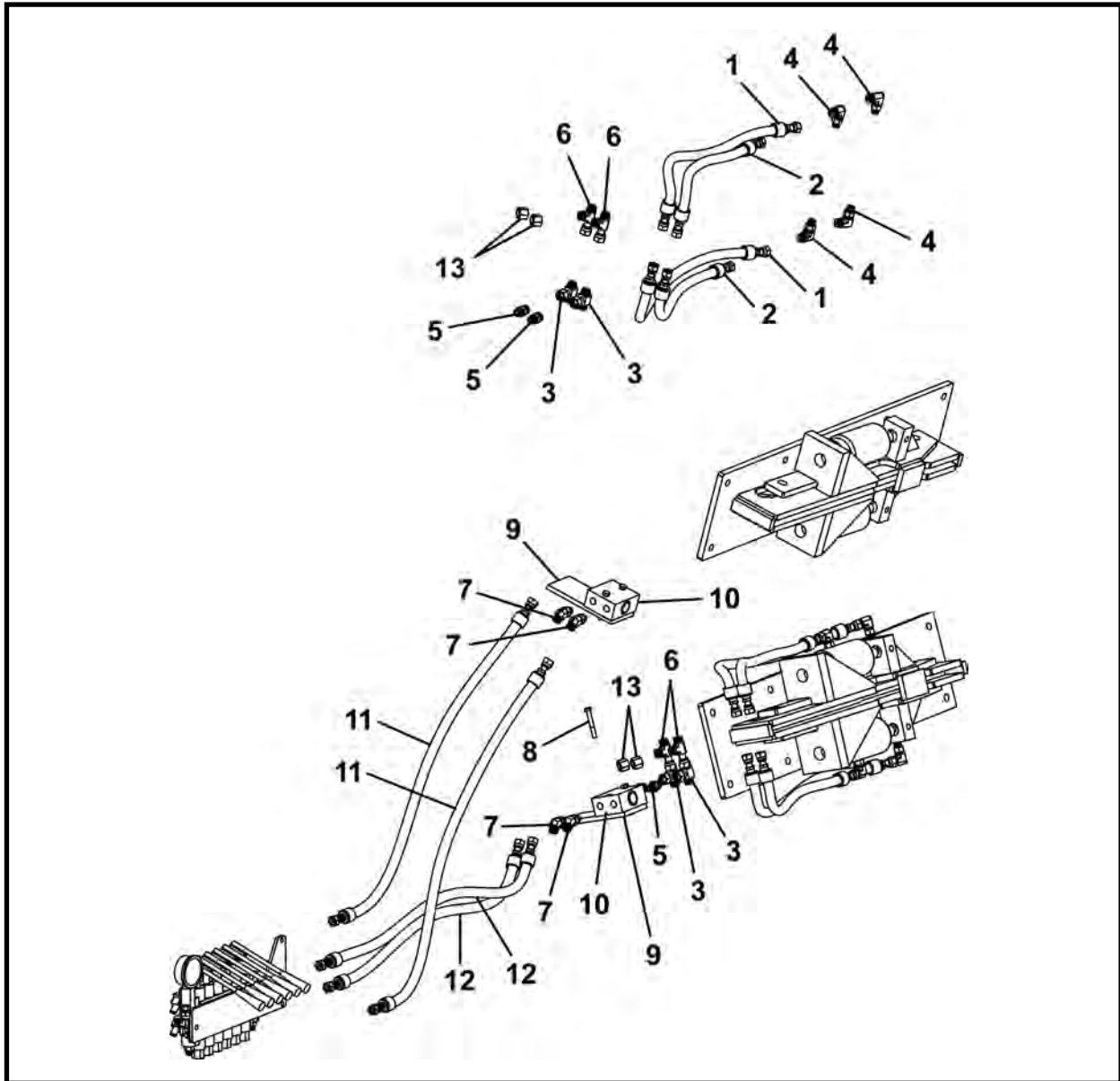


ITEM	QTY	360 PART NO.	420 PART NO.	48SC PART NO.	DESCRIPTION
0	1	030519A	030070A	030178A	CONVEYOR LIFT HYDRAULICS
1	4	P0300-269	P0300-269	P0300-269	FITTING, 06MJ-08MB
2	2	P0300-042	P0300-042	P0300-042	FITTING, 06MJ-06MB90
3	2	P0300-280	P0300-280	P0300-280	FITTING, 06MJ-06FJX45
4*	1	P0302-680	P0302-680	P0302-680	VALVE
5	1	<u>A10311A-056</u>	<u>A10311A-056</u>	<u>A10311A-050</u>	HOSE ASSEMBLY 3/8 x ___
6	1	029998P	029998P	029998P	MOUNT, Check Valve
7	2	P0045-004	P0045-004	P0045-004	WASHER, Lock 1/4
8	2	P0001-04-007	P0001-04-007	P0001-04-007	SCREW, Hex Head 1/4 UNC x 1.75
9	1	<u>A10311A-032</u>	<u>A10311A-032</u>	<u>A10311A-040</u>	HOSE ASSEMBLY 3/8 x ___
10	1	<u>A10311A-042</u>	<u>A10311A-042</u>	<u>A10311A-052</u>	HOSE ASSEMBLY 3/8 x ___
11	1	<u>A10311A-055</u>	<u>A10311A-055</u>	<u>A10311A-051</u>	HOSE ASSEMBLY 3/8 x ___

* Refer to Section 7, Valves for parts information.

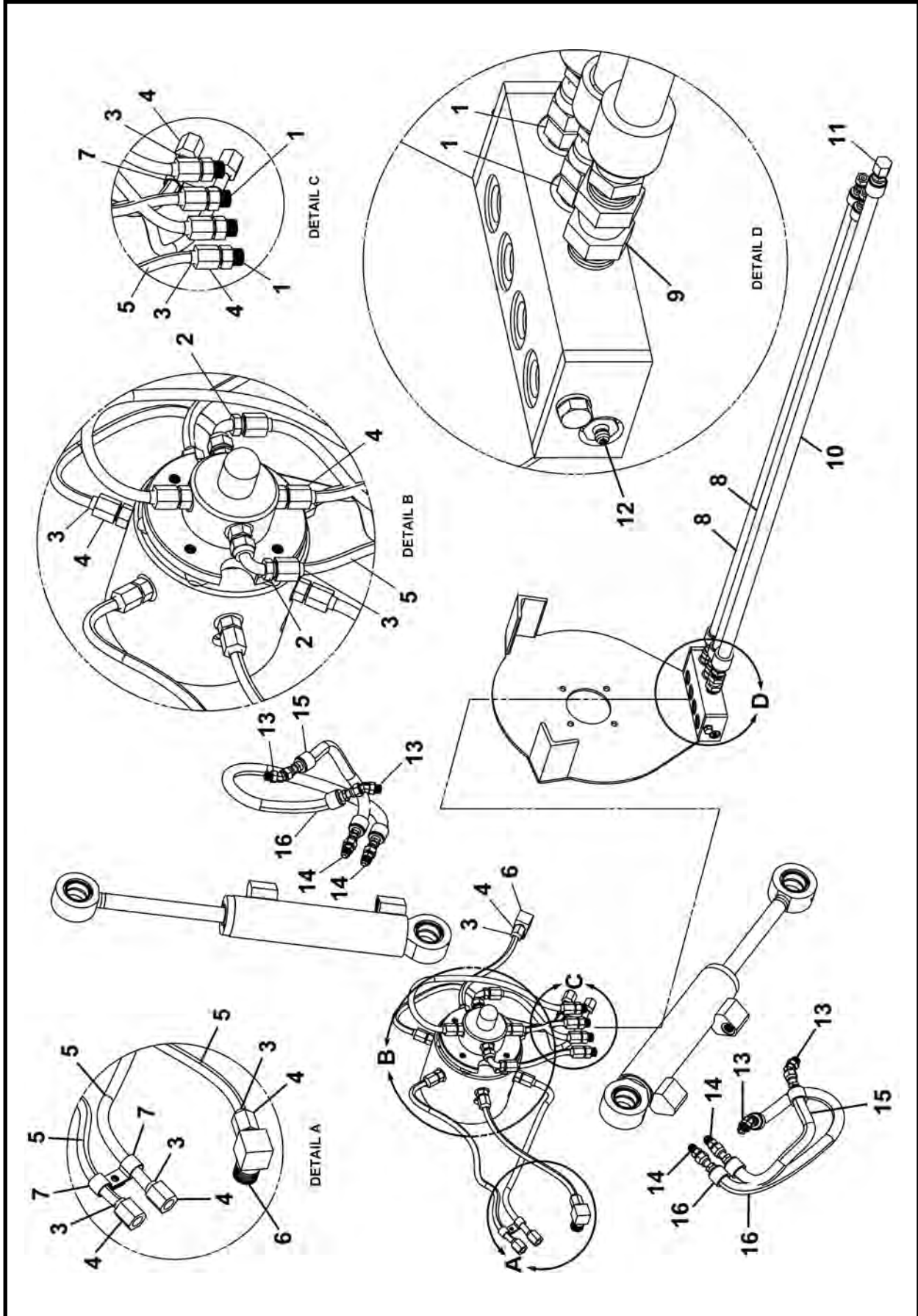
DIRT WING HYDRAULICS 420, 030062A

420: SN F23700F-15 & After



ITEM	QTY	PART NO.	DESCRIPTION
0	1	030062A	DIRT WING HYDRAULICS 420
1	4	A10311A-022	HOSE ASSEMBLY 3/8 x 22
2	4	A10311A-017	HOSE ASSEMBLY 3/8 x 17
3	4	P0300-131	FITTING, 06MJ-06MJ-06FJX
4	8	P0300-042	FITTING, 06MJ-06MB90
5	4	P0300-121	FITTING, 06MJ-04MP
6	4	P0300-192	FITTING, 06MJ-06FJX-06MJ
7	4	P0300-119	FITTING, 06MJ-04MP45
8	4	P0001-05-009	BOLT, Hex 5/16 UNC X 2.25
9	2	029913P	PLATE, Check Valve
10	2	P0302-154	PILOT CHECK VALVE
11	2	A10311A-040	HOSE ASSEMBLY 3/8 x 40
12	2	A10311A-031	HOSE ASSEMBLY 3/8 x 31
13	4	P0300-390	CAP

CLOSED FACE ROTARY HUB HYDRAULIC ASSEMBLY 420 - 48SC, 023986A
420 - 48SC CLOSED FACE (NEW STYLE)



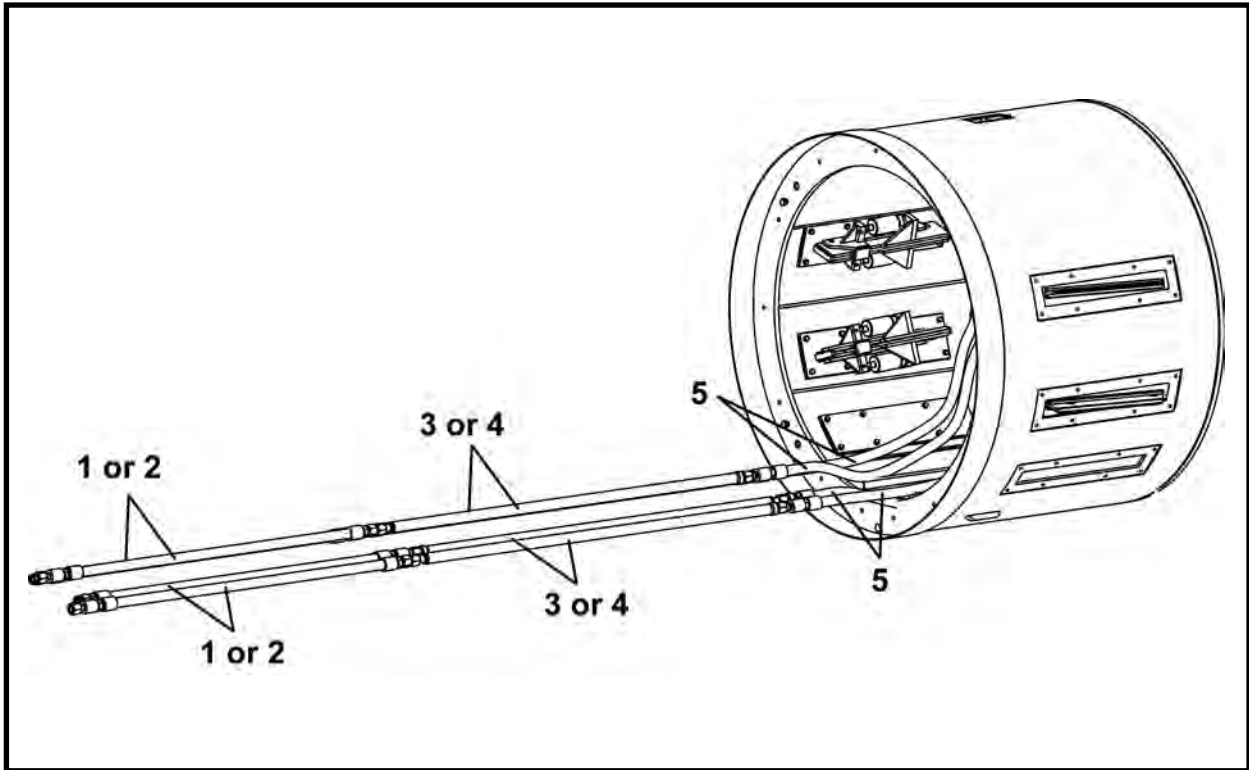
CLOSED FACE ROTARY HUB HYDRAULIC ASSEMBLY 420 - 48SC, 023986A
420 - 48SC CLOSED FACE (NEW STYLE)

ITEM	QTY	PART NO.	DESCRIPTION
0	1	023986A	ROTARY HUB HYDRAULIC ASSEMBLY 420 - 48SC
1	6	P0300-041	FITTING, 06MJ-06MB
2	2	P0300-123	FITTING, 500454-6S
3	20	P0300-127	SLEEVE, 06TS
4	20	P0300-128	NUT, Sleeve 06TSN
5	190 LI	P0110-106	TUBING, Hydraulic Steel 3/8
6	2	P0300-014	FITTING, 06MJ-08MP90
7	4	P0055-126	CLAMP, Tubing 1/2
8	2	A10311A-090	HOSE ASSEMBLY 3/8 x 90
9	1	P0300-010	FITTING, 08MP-08FPX
10	1	A10320A-120	HOSE ASSEMBLY 1/2 x 120
11	1	P0417-003	CAP, Pipe 1/2
12	1	P0063-016	FITTING, Grease 1/4
13	4	P0300-043	FITTING, 06MJ-06MB45
14	4	P0300-129	FITTING, 06MJ-06MJ
15	2	A10311A-021	HOSE ASSEMBLY 3/8 x 21
16	2	A10311A-037	HOSE ASSEMBLY 3/8 x 37

LI - Linear Inch

NOTES

TBM HYDRAULIC TUNNEL LINES

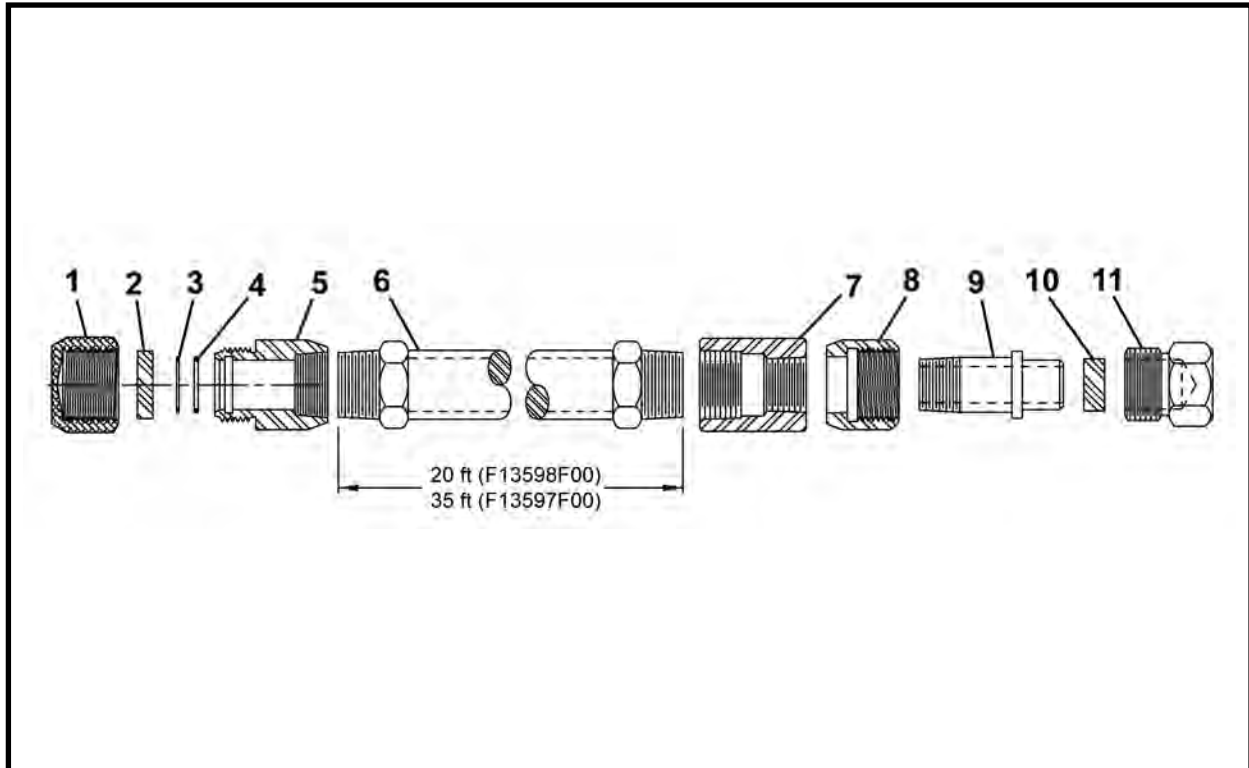


ITEM	QTY	PART NO.	DESCRIPTION
1	AR	F13598F00	HOSE ASSEMBLY 1-1/4 x 20'
2	AR	F13597F00	HOSE ASSEMBLY 1-1/4 x 35'
3*	AR	F13325F00	HYDRAULIC LINE 1.5 x 10.5' (1-1/4 Ends)
4*	AR	F13326F00	HYDRAULIC LINE 1.5 x 21' (1-1/4 Ends)
5	4	A10094A-090	HOSE ASSEMBLY 1-1/4 x 90'

AR - As Required (Per Job)

* Refer to Hydraulic Lines, in this section for parts information.

TBM HYDRAULIC HOSE ASSEMBLY

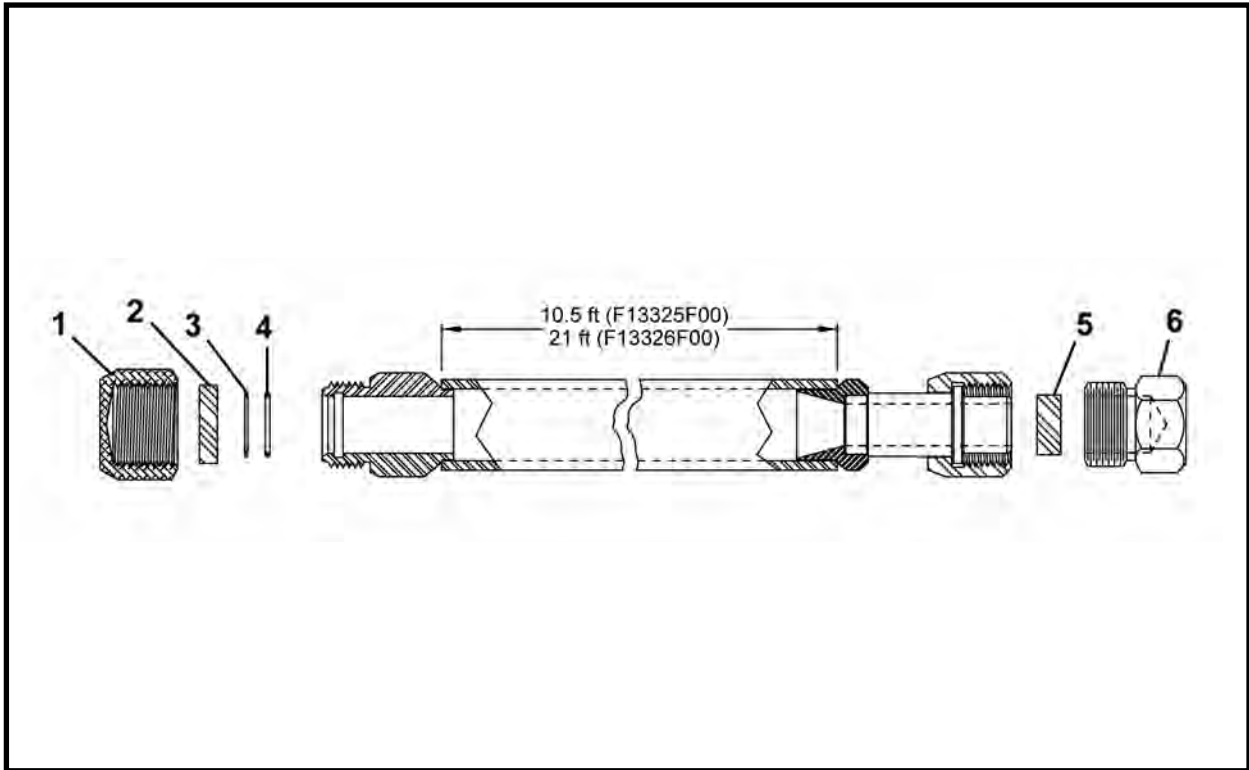


ITEM	QTY	PART NO.	DESCRIPTION
0.1	AR	F13598F00	HOSE ASSEMBLY 1-1/4 x 20'
0.2	AR	F13597F00	HOSE ASSEMBLY 1-1/4 x 35'
1	1	007002P02	CAP, Coupler 1-1/4
2*	1	007086P00	PLUGS, Rubber 1/2 x 1.625 OD
3	1	P0084-123	RING, Back-Up
4	1	P0085-123	ORING
5	1	005348P00	COUPLER, Female 1-1/4
6.1	1	A10350A-240	HOSE ASSEMBLY 1-1/4 x 240
6.2	1	A10350A-420	HOSE ASSEMBLY 1-1/4 x 420
7	1	P0421-012	COUPLER, Reducer
8	1	004901P01	COUPLER
9	1	004899P00	UNION, Coupler
10**	1	007087P00	PLUGS, Rubber 1/2 x 1.25 OD
11	1	005350P03	CAP, Coupler 1-1/4

*Included with item 1.

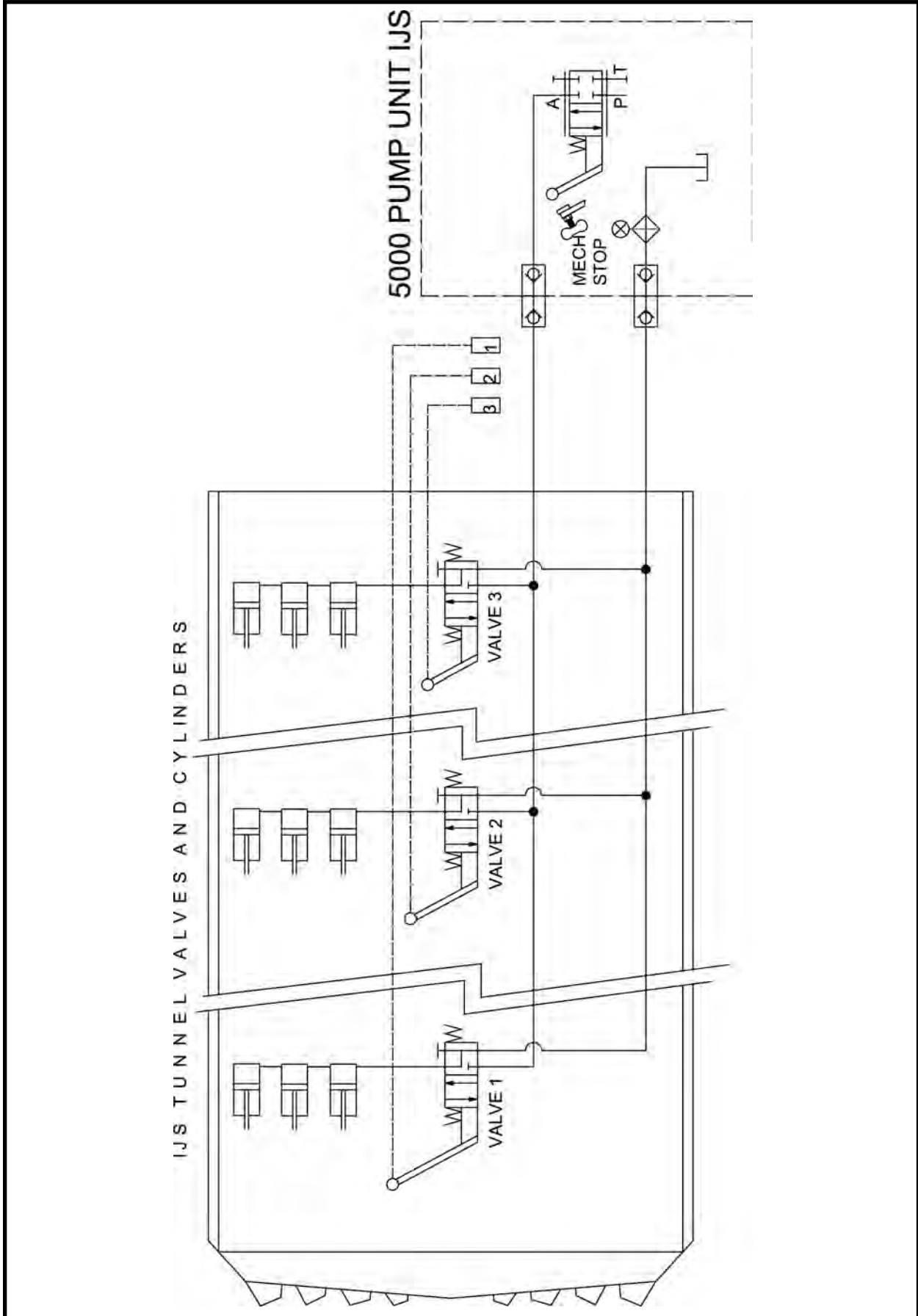
** Included with item 11.

TBM HYDRAULIC LINES



ITEM	QTY	PART NO.	DESCRIPTION
0.1	1	F13325F00	HYDRAULIC LINE 1.5 x 10.5' (1-1/4 Ends)
0.2	1	F13326F00	HYDRAULIC LINE 1.5 x 21' (1-1/4 Ends)
1	1	007002P02	CAP, Coupler 1-1/4
2	1	007086P00	PLUGS, Rubber 1/2 x 1.625 OD
3	1	P0084-123	RING, Back-Up
4	1	P0085-123	ORING
5	1	007087P00	PLUGS, Rubber 1/2 x 1.25 OD
6	1	005350P03	CAP, Coupler 1-1/4

INTERMEDIATE JACKING STATION SCHEMATIC

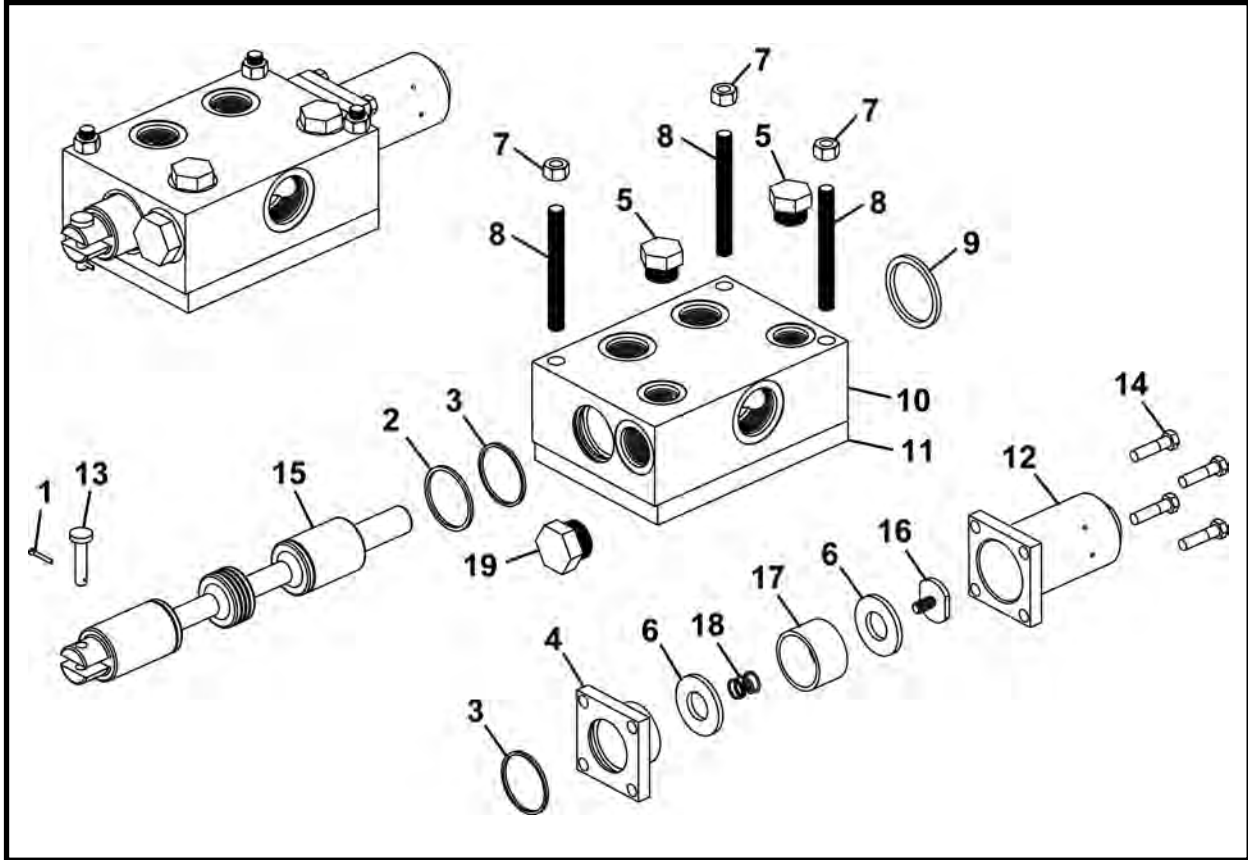




Valves

TBM	
Motor Control Valve (Inner Drum), 003708A00	2
Conveyor Drive Control Valve, P0302-109	3
Flow Control Valve, P0302-112	4
Conveyor Control, Single/Dual Feed Control, P0302-113	5
Steering Valve, P0302-118	6
TBM Control Valve, P0302-260	7
Conveyor Lift Valve, P0302-680	8
Intermediate Jacking Station	
IJS Control Valve, 004725A00	10

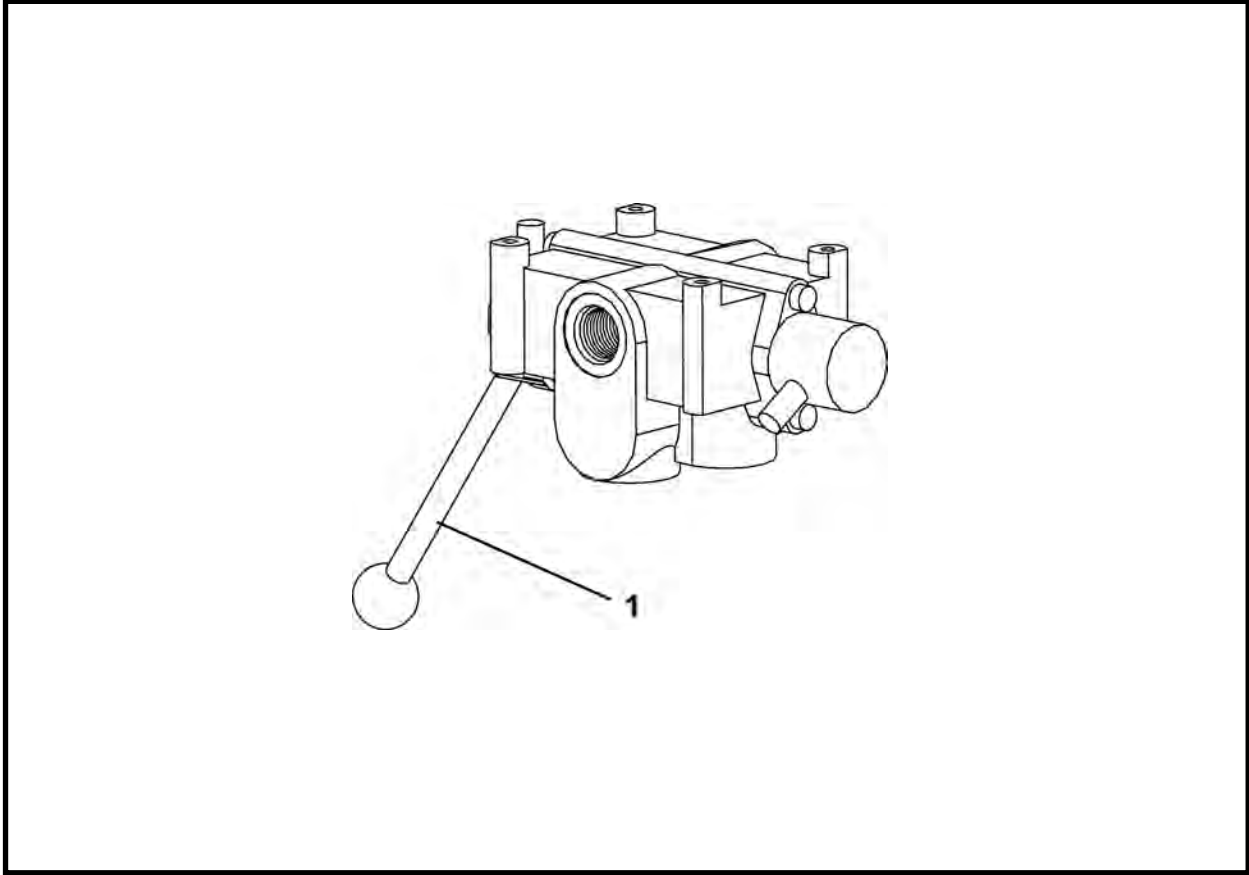
MOTOR (60 GALLON) VALVE, 003708A00



ITEM	QTY	PART NO.	DESCRIPTION
0	1	003708A00	VALVE, Motor (60 Gallon)
1	1	P0048-024	PIN, Cotter
2*	1	P0087-001	WIPER
3*	2	P0085-328	ORING
4	1	003712P00	CAP, Oring
5	2	P0300-145	PLUG, 12MB-PLUG
6	2	003714P00	WASHER, Spring
7	3	P0003-08-000	NUT, 1/2
8	3	003837P00	ROD
9*	1	P0085-330	ORING
10	1	003710P00	BODY, Valve
11	1	003836P00	PLATE, Mounting
12	1	003711P00	COVER, Spring Valve
13	1	003860P01	PIN, Valve
14	4	P0001-06-006	BOLT, 3/8-16 UNC x 1-1/2
15	1	003709P01	SPOOL
16	1	003713P00	RETAINER, Spring
17	1	003715P00	GUARD, Spring
18	1	P0070-019	SPRING
19	1	P0300-028	PLUG, 16MP-PLUG
20	1	010749A00	KIT, Seal

* Included in item 20, 010749A00, Seal Kit.

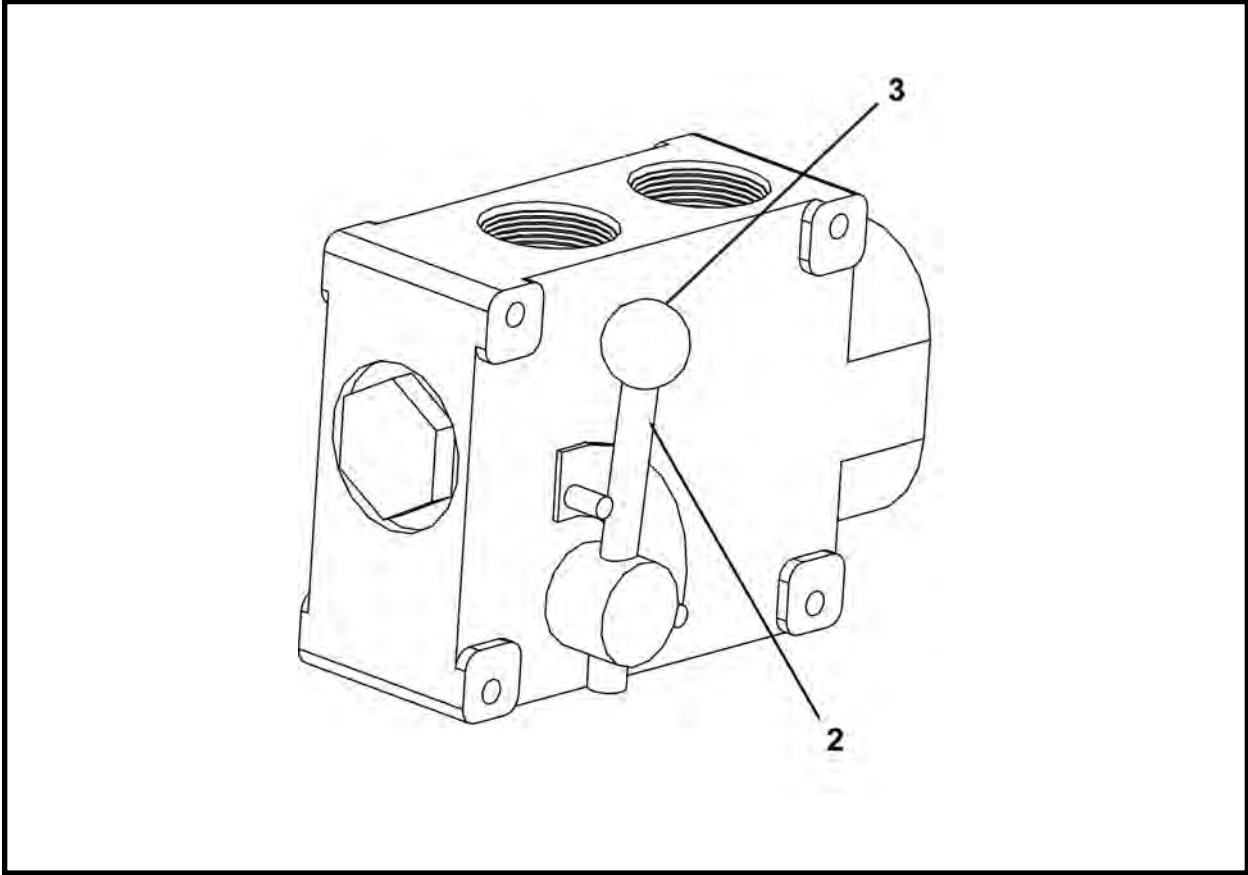
CONVEYOR DRIVE CONTROL VALVE, P0302-109



ITEM	QTY	PART NO.	DESCRIPTION
0	1	P0302-109	VALVE, Conveyor Drive Control
1	1	P0302-109B	KIT, Handle
2*	1	P0302-109A	KIT, Seal

* Not Shown

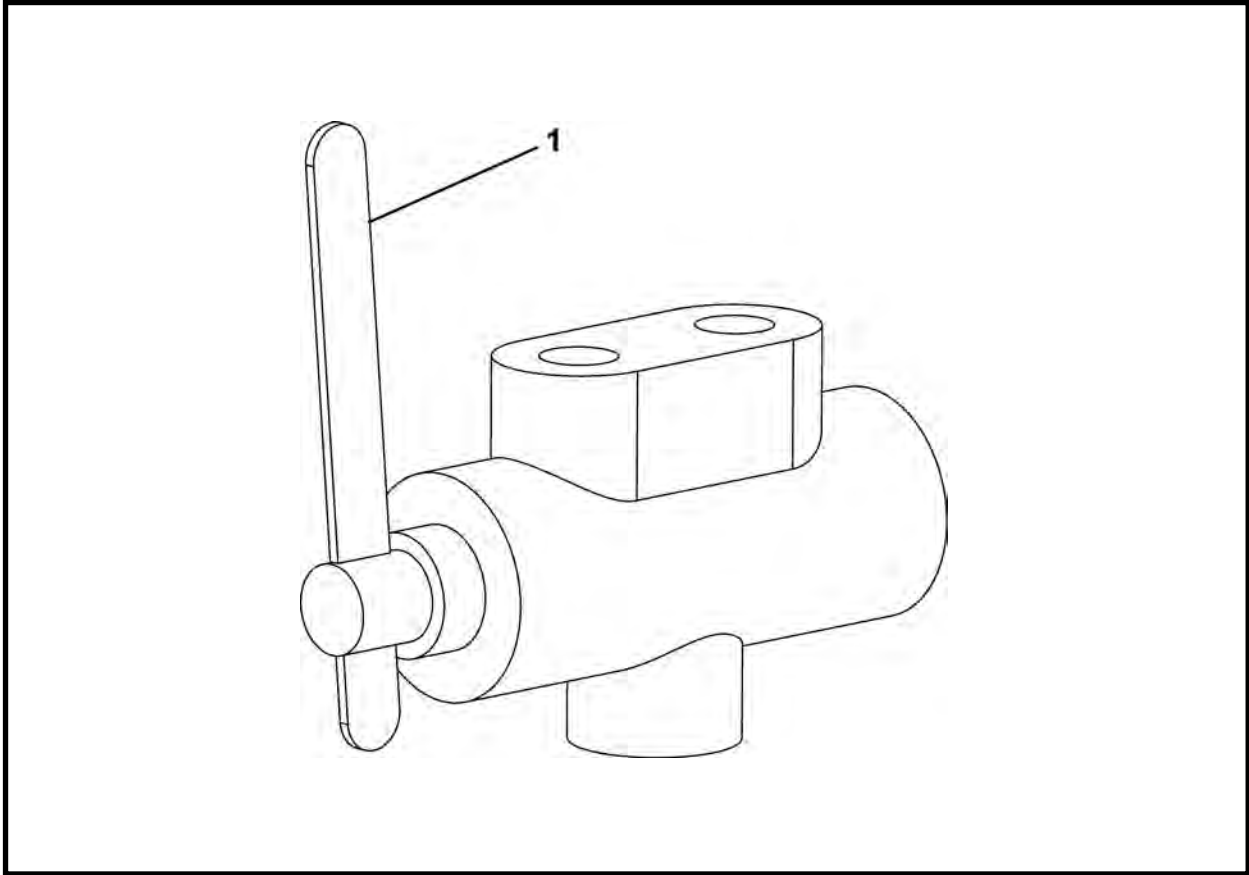
FLOW CONTROL VALVE, P0302-112



ITEM	QTY	PART NO.	DESCRIPTION
0	1	P0302-112	VALVE, Flow Control
1*	1	P0302-112A	KIT, Seal
2	1	P0302-112B	HANDLE
3	1	P0302-112C	KNOB

* Not Shown

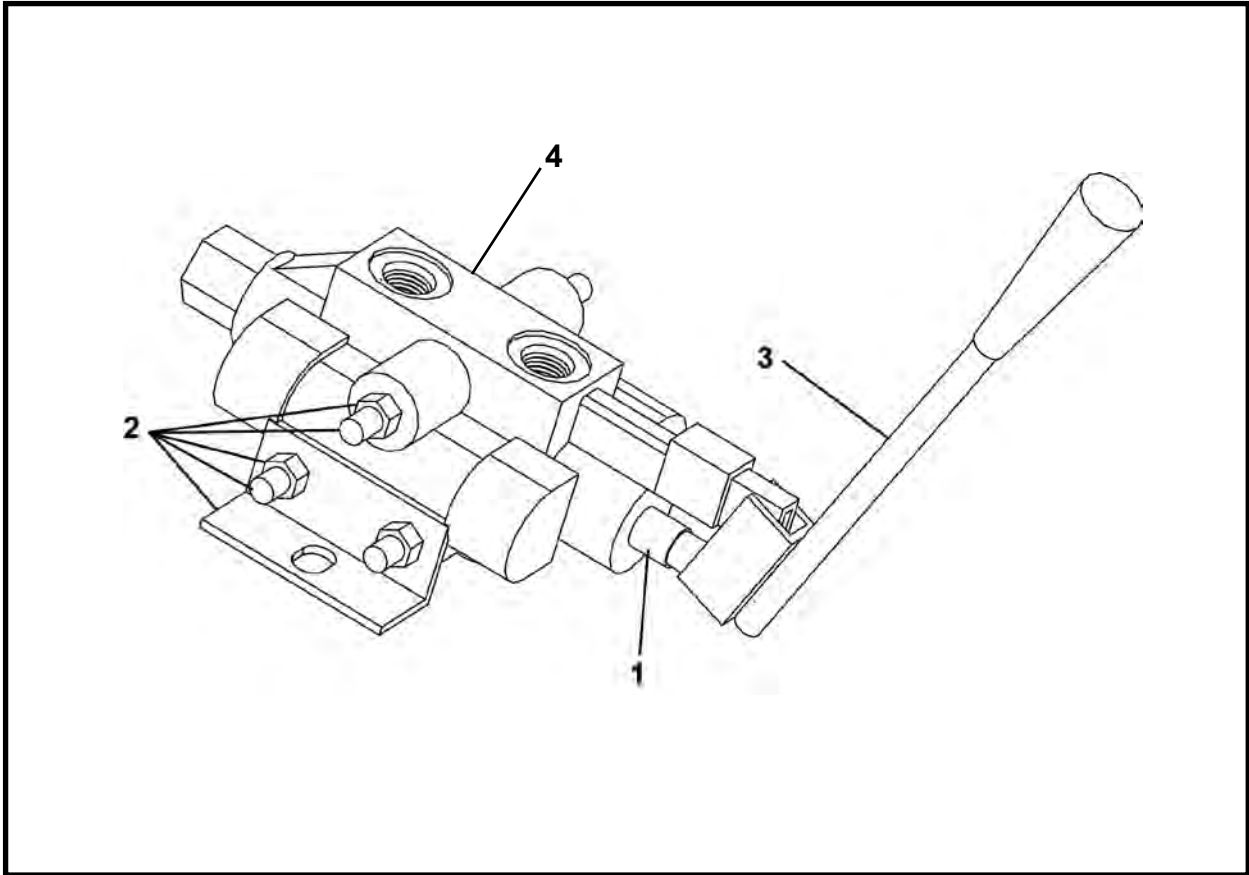
CONVEYOR CONTROL, SINGLE/DUAL FEED CONTROL, VALVE, P0302-113



ITEM	QTY	PART NO.	DESCRIPTION
0	1	P0302-113	VALVE, Conveyor Control, Single/Dual Feed Control
1	1	P0302-113A	HANDLE
2*	1	P0302-113B	KIT, Seal

* Not Shown

STEERING VALVE, P0302-118

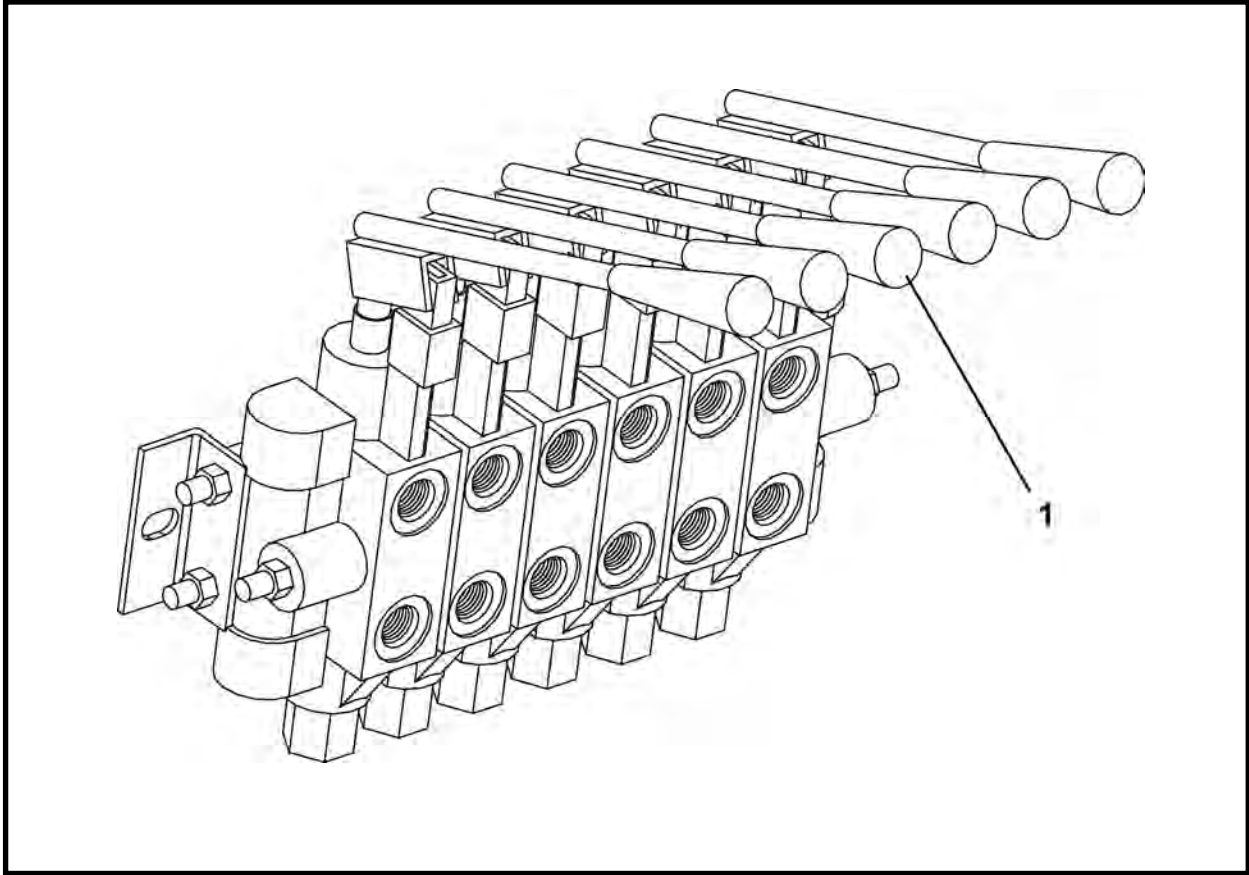


ITEM	QTY	PART NO.	DESCRIPTION
0	1	P0302-118	VALVE, Steering
1	1	P0302-118A	SPOOL
2	1	P0302-118B	KIT, Valve
3	1	P0302-118C	KIT, Handle
4	1	P0302-118D	VALVE, Single Bank
5*	1	P0302-118E	ORING
6*	1	P0302-118F	WASHER

* Not Shown

Note: Be sure load check balls are removed before operation. Contact your Akkerman Aftermarket Support representative for more information.

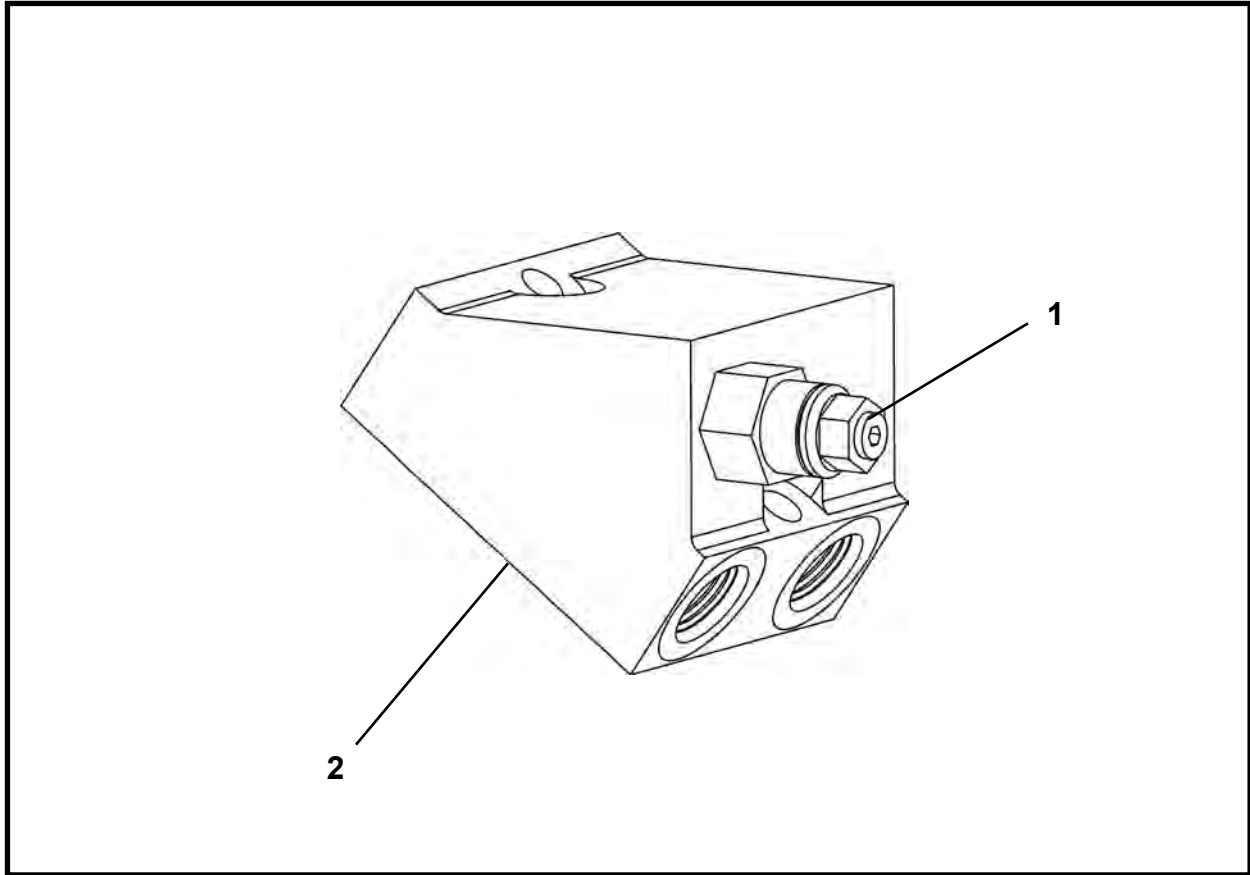
TBM CONTROL VALVE, P0302-260



ITEM	QTY	PART NO.	DESCRIPTION
0	1	P0302-260	VALVE, TBM Control
1	6	P0302-118C	KIT, Handle
2	*	P0302-118E	ORING

* There are 5 orings between each stack.

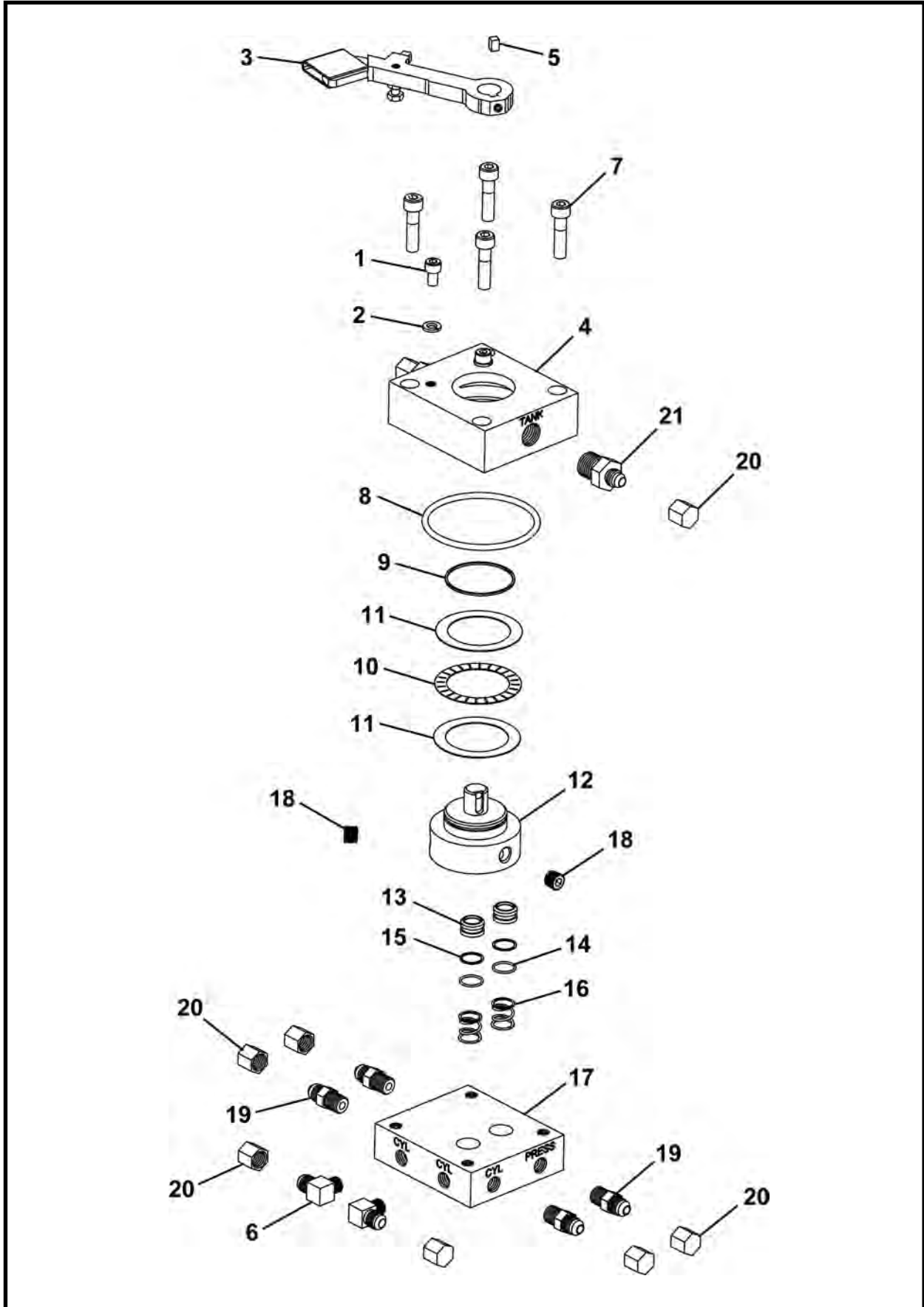
CONVEYOR LIFT VALVE, P0302-680



ITEM	QTY	PART NO.	DESCRIPTION
0	1	P0302-680	VALVE, Conveyor Lift
1	1	P0302-680A	CARTRIDGE
2	1	P0302-680B	BODY, Valve

NOTES

IJS CONTROL VALVE, 004725A00



IJS CONTROL VALVE, 004725A00

ITEM	QTY	PART NO.	DESCRIPTION
0	1	004725A00	VALVE, IJS Control
1	2	P0031-05-002	SCREW, Socket Head Cap 5/16 UNC x .5
2	2	P0046-005	WASHER, Hi Collar Lock 5/16
3	1	002188A00	HANDLE
4	1	004722P00	VALVE, Top
5	.38 LI	P0047-003	KEY
6	2	P0300-125	FITTING, 06MJ-04MP90
7	4	P0031-06-006	SCREW, Socket Head Cap 3/8 UNC x 1.5
8*	1	P0085-340	ORING
9*	1	P0085-032	ORING
10	1	P0065-030	BEARING
11	2	P0065-031	BEARING
12	1	004724P00	SPOOL
13	2	003842P01	SPOOL
14*	2	P0085-016	ORING
15*	2	P0084-016	BACK-UP RING
16*	2	P0070-020	SPRING
17	1	004723P01	VALVE, Base
18	2	P0300-026	PLUG
19	4	P0300-121	FITTING, 06MJ-04MP
20	8	P0300-126	CAP
21	2	P0300-120	FITTING, 06MJ-08MP
22	1	005763A00	KIT, SEAL

* Included in item 22, 005763A00, Seal Kit
 LI - Linear Inch

NOTES



Motors

TBM

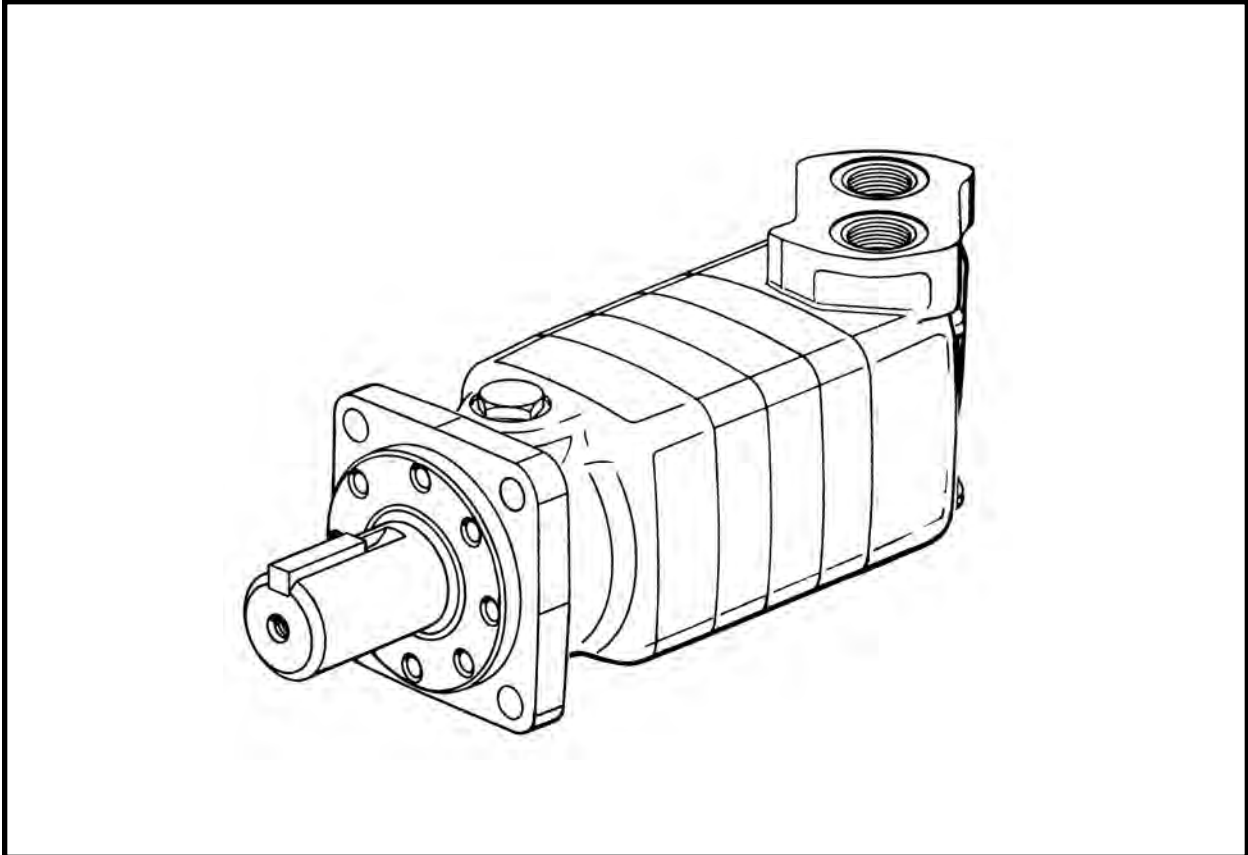
TBM Drive Motor, P0304-123	2
----------------------------------	---

Conveyors

Conveyor Drive Motor

1015/1215 Belt Conveyor, P0304-157	3
120 Screw Conveyor, P0304-109	4

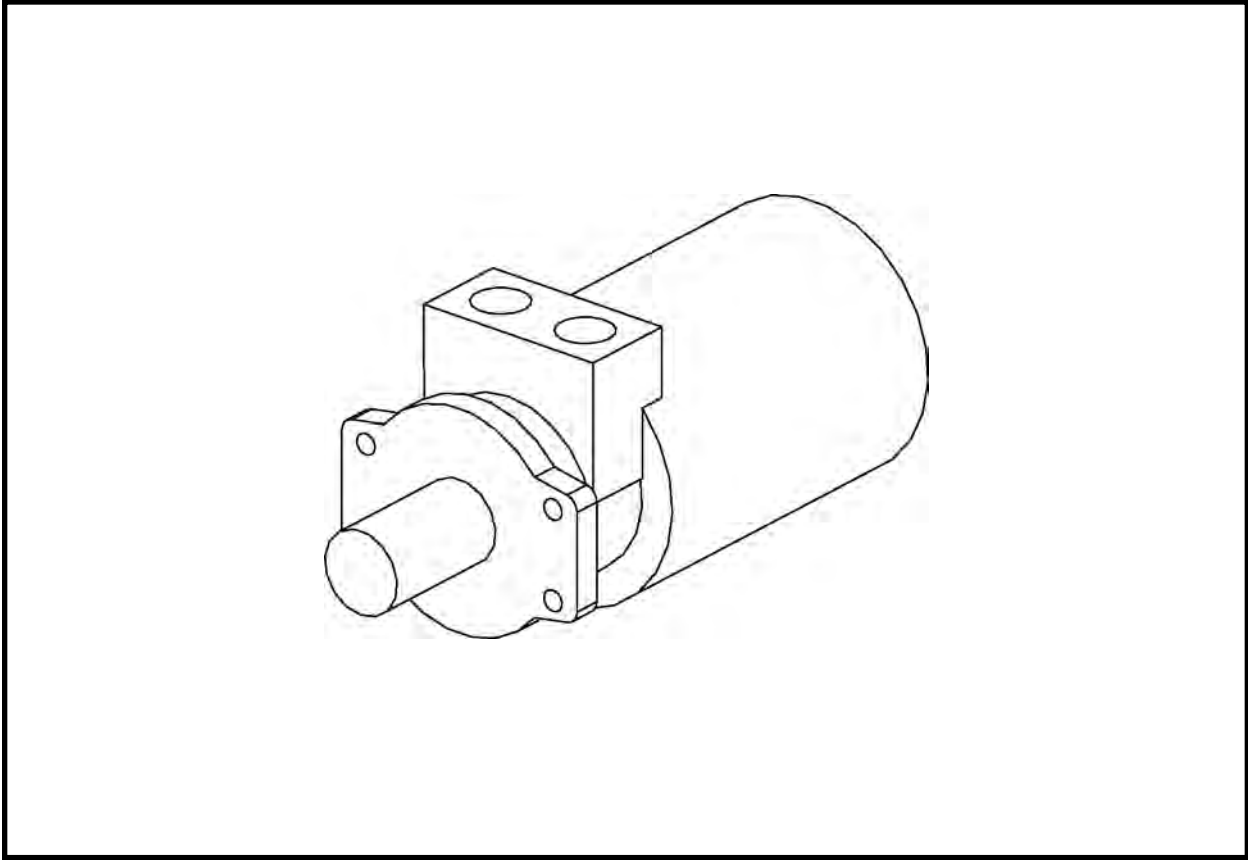
TBM DRIVE MOTOR, P0304-123



ITEM	QTY	PART NO.	DESCRIPTION
0	1	P0304-123	MOTOR, TBM Drive
1*	1	P0304-107	KIT, Shaft End Seal
2*	4	P0304-107A	SCREW, Shaft End Cap
3*	1	P0304-127	KIT, Motor Seal

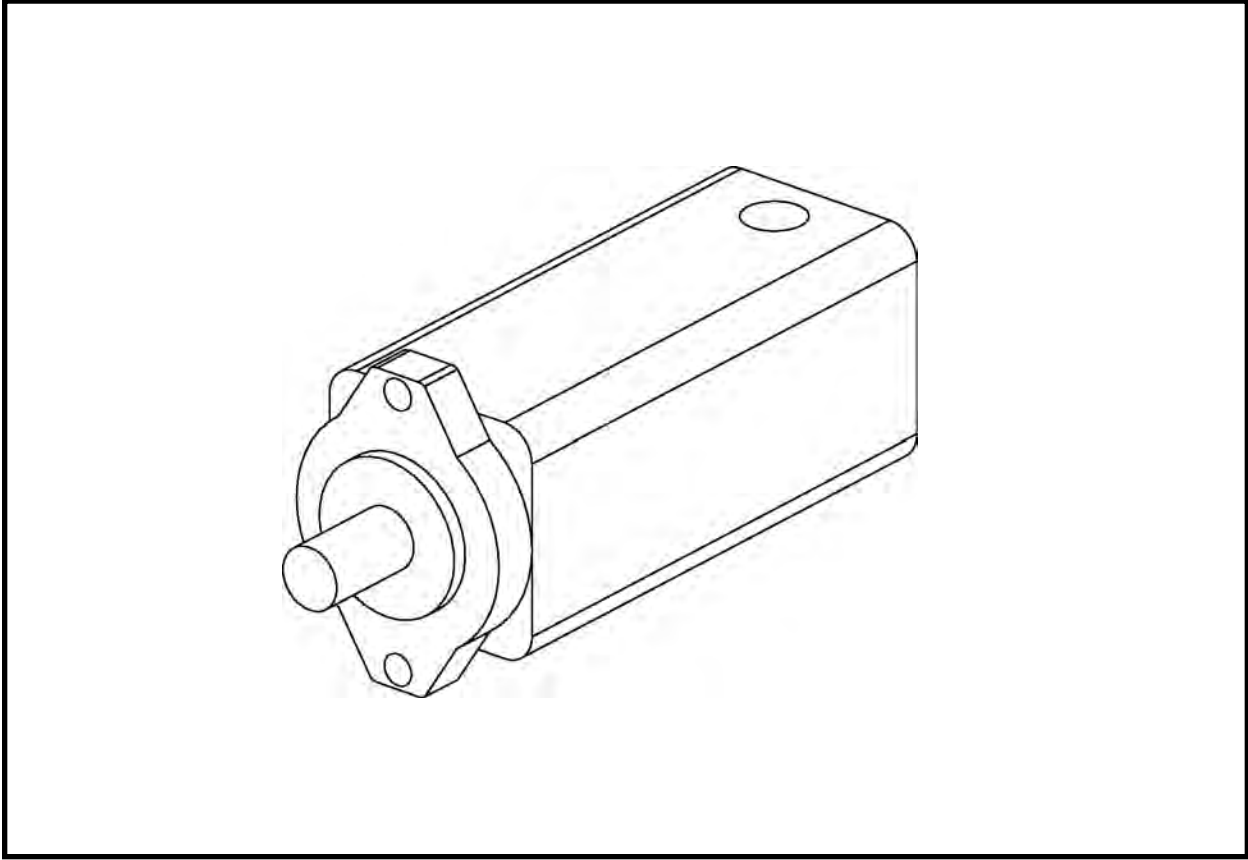
* Not Shown

CONVEYOR DRIVE MOTOR, P0304-157
1015/1215 BELT CONVEYOR



ITEM	QTY	PART NO.	DESCRIPTION
0	1	P0304-157	MOTOR, 1015/1215 Conveyor Drive

SCREW CONVEYOR DRIVE MOTOR, P0304-109
120 SCREW CONVEYOR



ITEM	QTY	PART NO.	DESCRIPTION
0	1	P0304-109	MOTOR, 120 Screw Conveyor Drive



Pumps

Does not apply to this system.
The pumps are located in the
5000 Jacking System Parts Manual
or the P400/P600 Power Pack Parts Manual.

NOTES



Cylinders

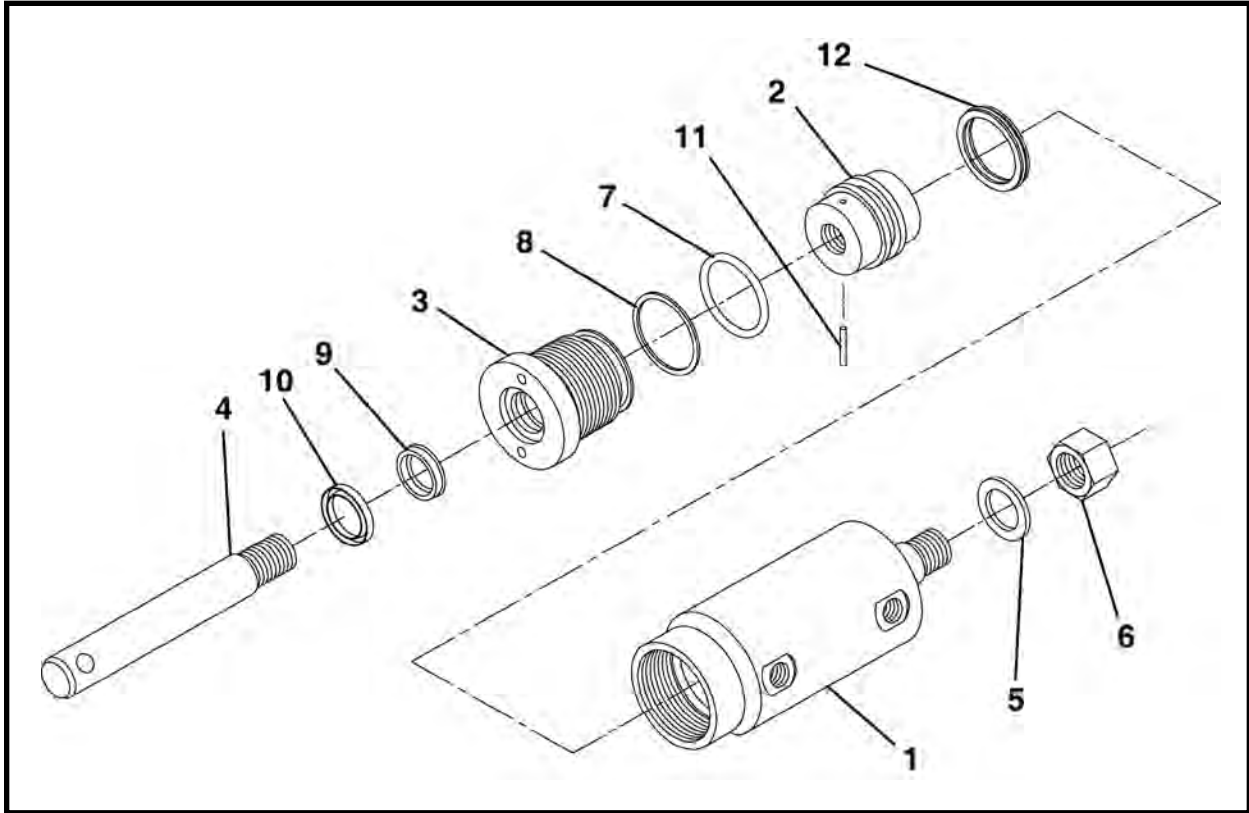
TBM

Advance & Dirt (Torque) Wing Cylinder Assembly, 010747A00	2
Conveyor Lift Cylinder Assembly	
With NPT Fittings, 002691A00	4
With ORB Fittings, 020300A	5
Steering Cylinder Assembly	
With NPT Fittings, 025292A	6
With ORB Fittings, 020301A	7

Attachments

Closed Face (Old Style)	
Closed Face Cylinder Assembly (360), 025332A00	8
Closed Face Cylinder Assembly (420-48SC), 015265A00	9
Closed Face (New Style)	
Closed Face Cylinder Assembly (420), 015085A	10
Closed Face Cylinder Assembly (48SC), 015090A	11
Liner Can	
Liner Can Cylinder Assembly, 30" Stroke, 002617A01	12
Liner Can Cylinder Assembly, 38" Stroke, 011720A00	13
Intermediate Jacking Station	
IJS Cylinder, F03531F02	14

**CYLINDER ASSEMBLY, 010747A00
ADVANCE & DIRT (TORQUE) WING CYLINDERS**



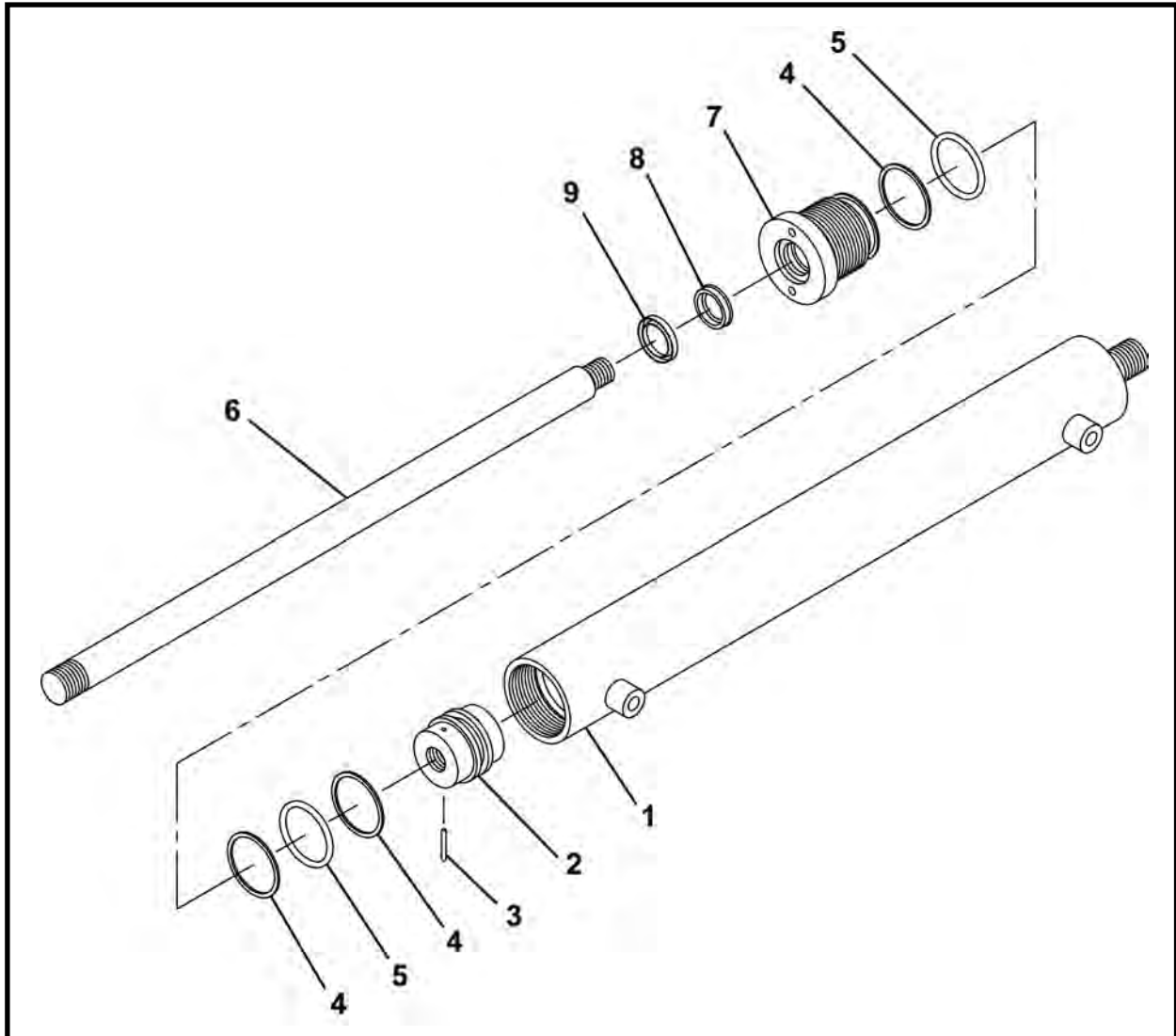
ITEM	QTY	PART NO.	DESCRIPTION
0	1	010747A00	ASSEMBLY, Advance/Dirt Wing Cylinder
1	1	010865P00	BARREL, Cylinder
2	1	010864P00	PISTON
3	1	001245P00	GLAND
4	1	001243P01	SHAFT
5	1	P0040-014	WASHER, 7/8
6	1	P0004-14-000	NUT, 7/8 UNF
7*	1	P0085-224	ORING
8*	1	P0084-224	RING, Back Up
9*	1	P0086-001	POLYSEAL
10*	1	P0080-001	WIPER
11	1	P0049-042	PIN, Spring
12*	1	P0085-C2	SEAL
13	1	010748A00	KIT, Seal

* Included in item 13, 010748A00 Seal Kit.

NOTE: Install item 10 as shown with "cupped" side pointing toward rod end.

NOTES

CONVEYOR LIFT CYLINDER ASSEMBLY WITH NPT FITTINGS, 002691A00
CONVEYOR LIFT CYLINDER WITH NPT FITTINGS



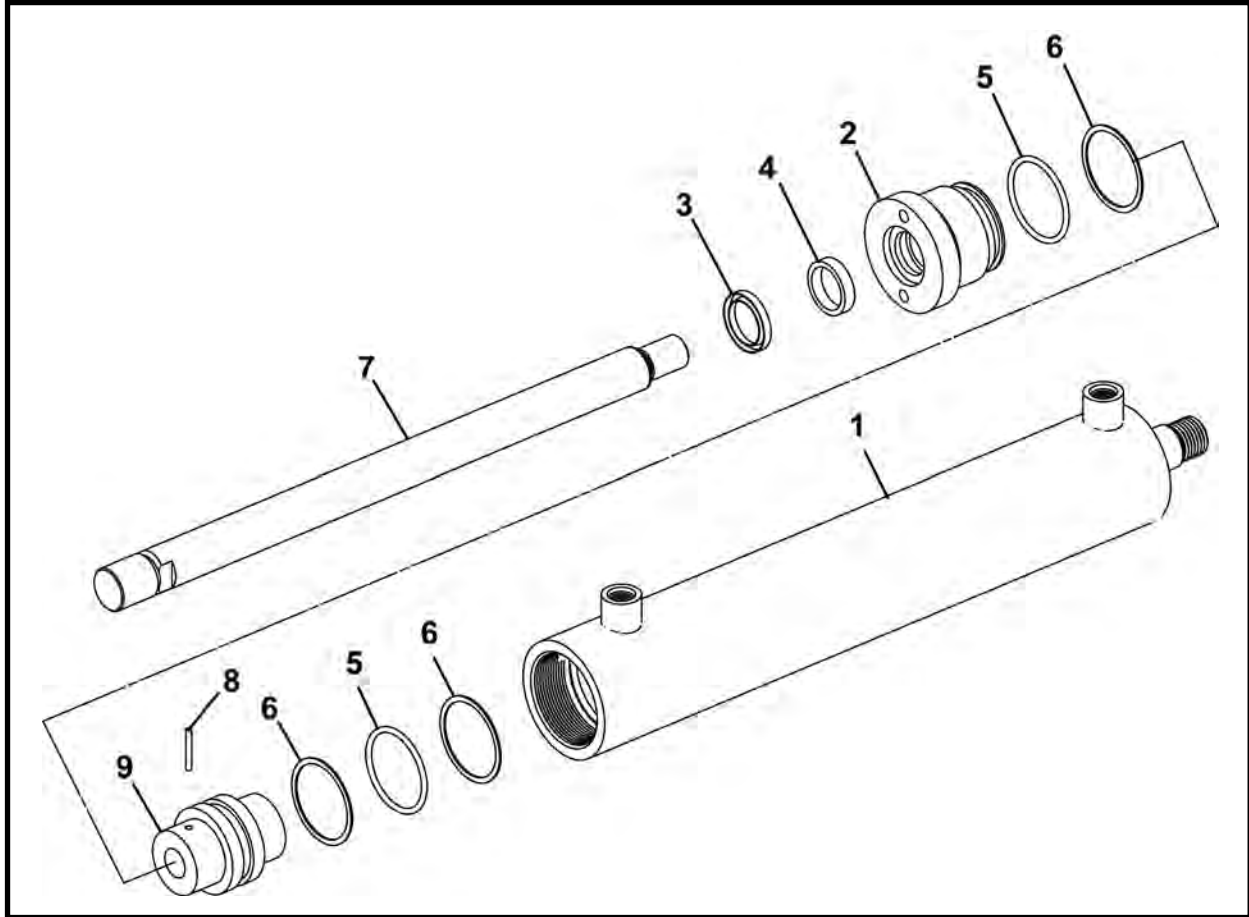
ITEM	QTY	PART NO.	DESCRIPTION
0	1	002691A00	ASSEMBLY, Conveyor Lift Cylinder
1	1	002683A00	BARREL, Cylinder
2	1	001303P01	PISTON
3	1	P0049-042	PIN, Roll
4	3	P0085-224	RING, Back Up
5	2	P0084-224	ORING
6	1	002684P00	SHAFT
7	1	001245P00	GLAND
8	1	P0086-001	POLYSEAL
9	1	P0080-001	WIPER
10	1	005152A00	KIT, Seal

* Included in item 10, 005152A00, Seal Kit.

NOTE:

- Item 9, Wiper installed as shown with "cupped" side pointing toward rod end.
- Item 7, Gland must be put on rod from piston end only.

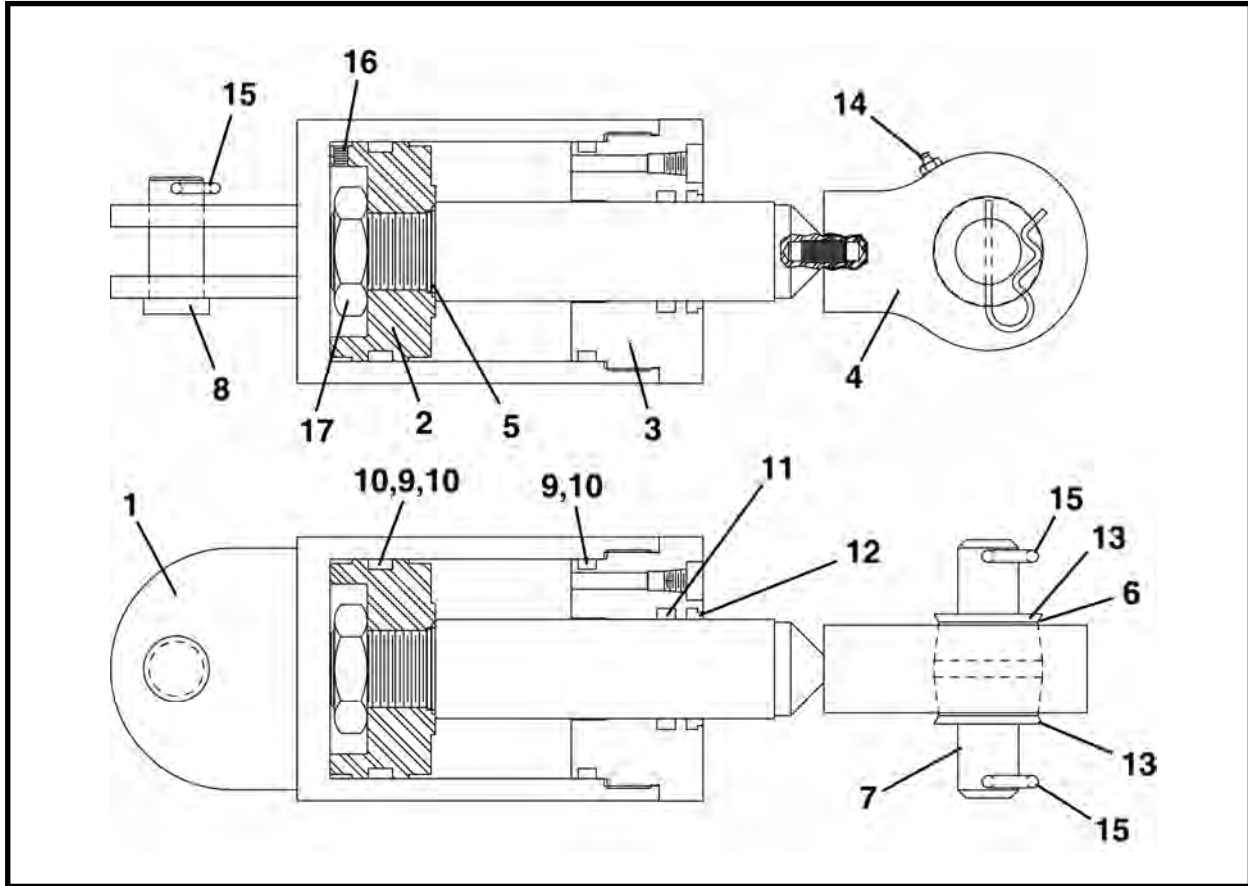
CONVEYOR LIFT CYLINDER WITH ORB FITTINGS, 020300A
CONVEYOR LIFT CYLINDER WITH ORB FITTINGS



ITEM	QTY	PART NO.	DESCRIPTION
0	1	020300A	CYLINDER, Conveyor Lift (With ORB Fittings)
1	1	020305A	BARREL, Cylinder
2	1	001245P00	GLAND
3	1	P0080-001	WIPER
4	1	P0086-001	POLYSEAL
5	2	P0085-224	ORING
6	3	P0084-224	RING, Back Up
7	1	002684P00	SHAFT
8	1	P0049-042	PIN, Spring
9	1	001303P01	PISTON
10	1	005152A00	KIT, Seal

* Included in item 10, 005152A00, Seal Kit.

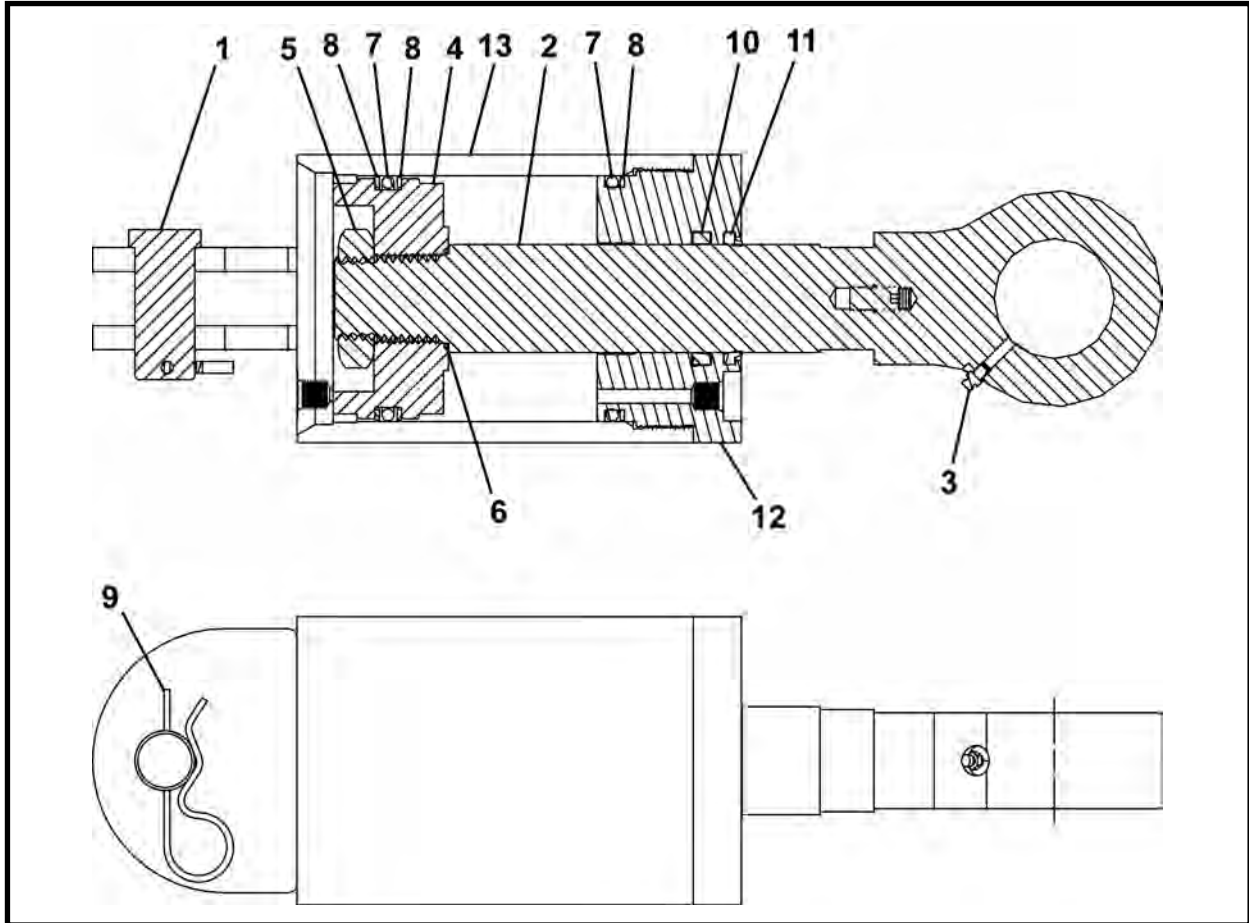
STEERING CYLINDER WITH NPT FITTINGS, 025292A



ITEM	QTY	PART NO.	DESCRIPTION
0	1	025292A	STEERING CYLINDER (With NPT Fittings)
1	1	002859A01	WELDMENT, Steering Cylinder
2	1	011704P00	ROD
3	1	007407P00	GLAND
4	1	011711A00	WELDMENT, Shaft & Clevis
5*	1	P0085-134	ORING
6	1	025291P	BUSHING
7	1	007158P00	PIN, Steering Cylinder
8	1	002856P00	PIN, Cylinder
9*	2	P0085-426	ORING
10*	3	P0084-426	RING, Back Up
11*	1	P0086-005	POLYSEAL
12*	1	P0087-004	WIPER
13*	2	P0085-328	ORING
14	1	P0063-001	FITTING, Grease 1/4 UNF
15	3	P0090-005	PIN, Hitch
16	1	P0033-06-016	SCREW, Socket Head Set 3/8 UNC x 1
17	1	011713P00	NUT
18	REF.	011709A00	SEAL KIT

* Included in item 14, 011709A00 Seal Kit.

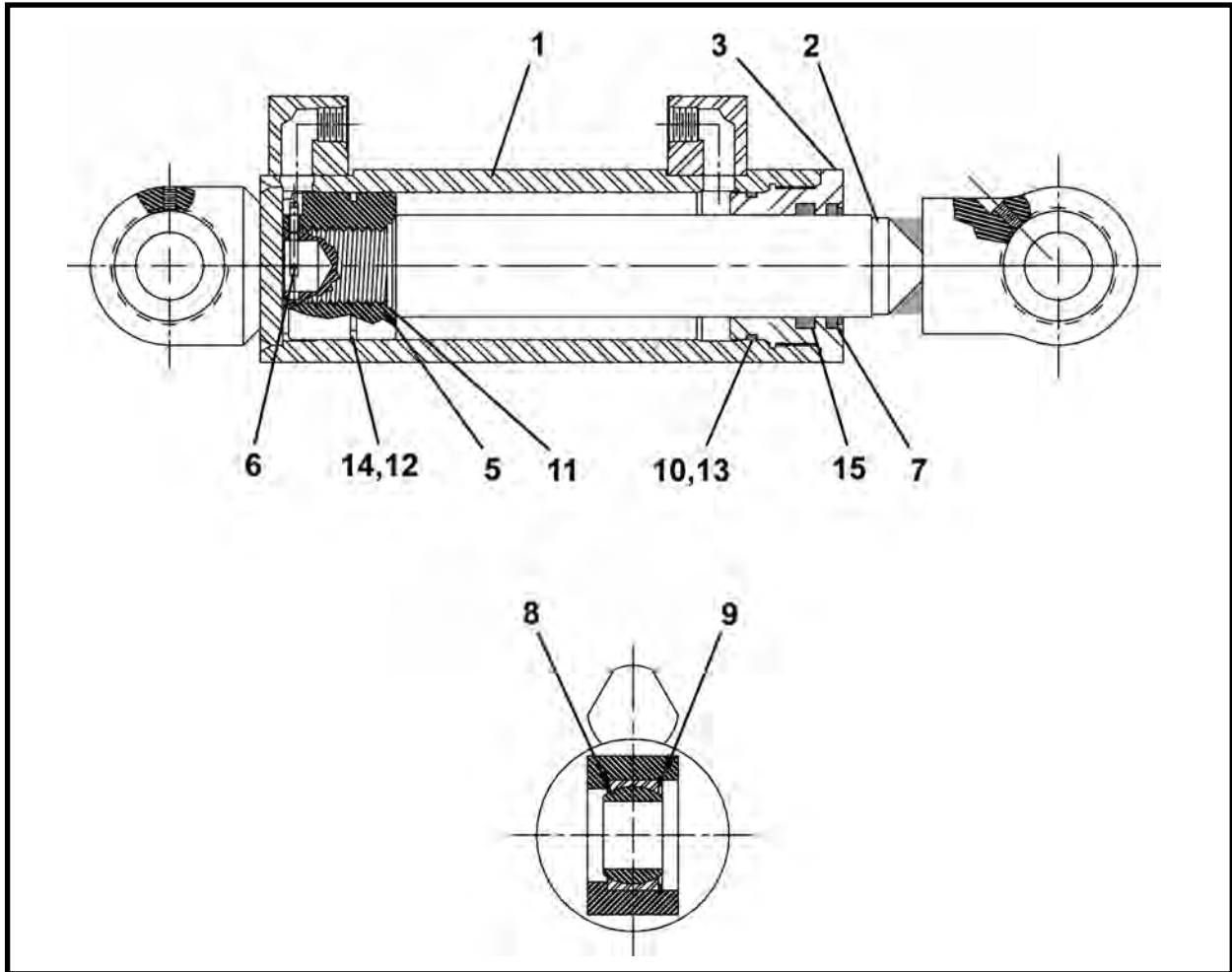
STEERING CYLINDER WITH ORB FITTINGS, 020301A



ITEM	QTY	PART NO.	DESCRIPTION
0	1	020301A	STEERING CYLINDER (With ORB Fittings)
1	1	002856P00	PIN, Mounting
2	1	011711A00	WELDMENT, Shaft & Clevis
3	1	P0063-001	FITTING, Grease 1/4 UNF
4	1	011704P00	PISTON
5	1	011713P00	NUT
6*	1	P0085-134	ORING
7*	2	P0085-426	ORING
8*	3	P0084-426	RING, Back Up
9	1	P0090-005	PIN, Hitch
10*	1	P0086-005	POLYSEAL
11*	1	P0087-004	WIPER
12	1	020309P	GLAND
13	1	020308A	WELDMENT, Steering Cylinder
14	REF.	011709A00	SEAL KIT

* Included in item 14, 011709A00 Seal Kit.

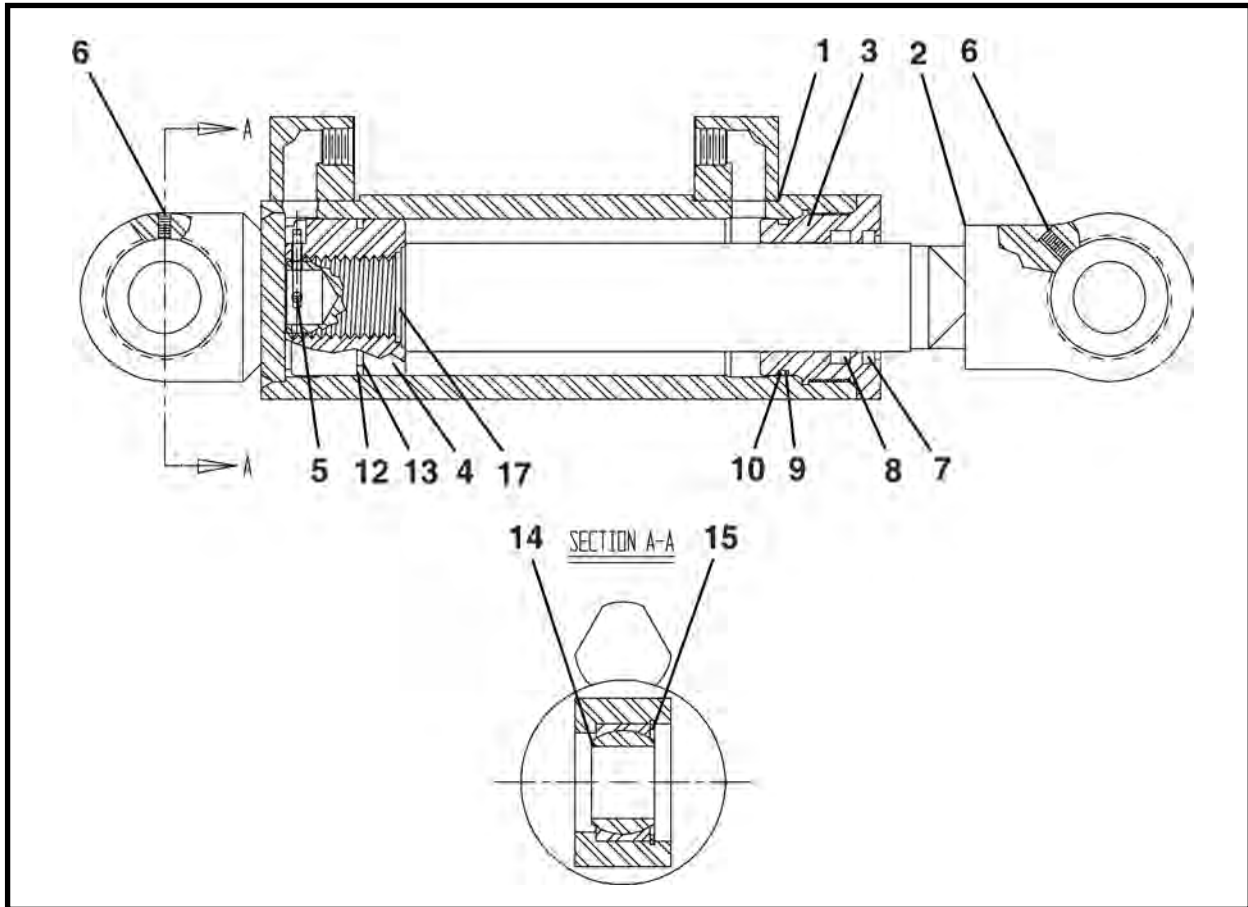
**CYLINDER ASSEMBLY, 025332A00
360 CLOSED FACE (OLD STYLE)**



ITEM	QTY	PART NO.	DESCRIPTION
0	1	025332A00	ASSEMBLY, Cylinder
1	1	025334A00	BARREL
2	1	015053A	WELDMENT, Shaft & Clevis
3	1	008945P01	GLAND
4	REF	009918A00	KIT, Seal
5	1	014481P00	PISTON
6	1	P0048-033	PIN, Cotter
7*	1	P0087-004	WIPER
8	2	P0065-086	BEARING
9	2	P0076-050	RING, Snap
10*	1	P0084-234	RING, Back Up
11*	1	P0085-134	ORING
12*	1	P0085-149	ORING
13*	1	P0085-234	ORING
14*	1	P0085-C3	SEAL, Piston
15*	1	P0086-005	POLYSEAL

* Included in item 4, Seal Kit 009918A00.

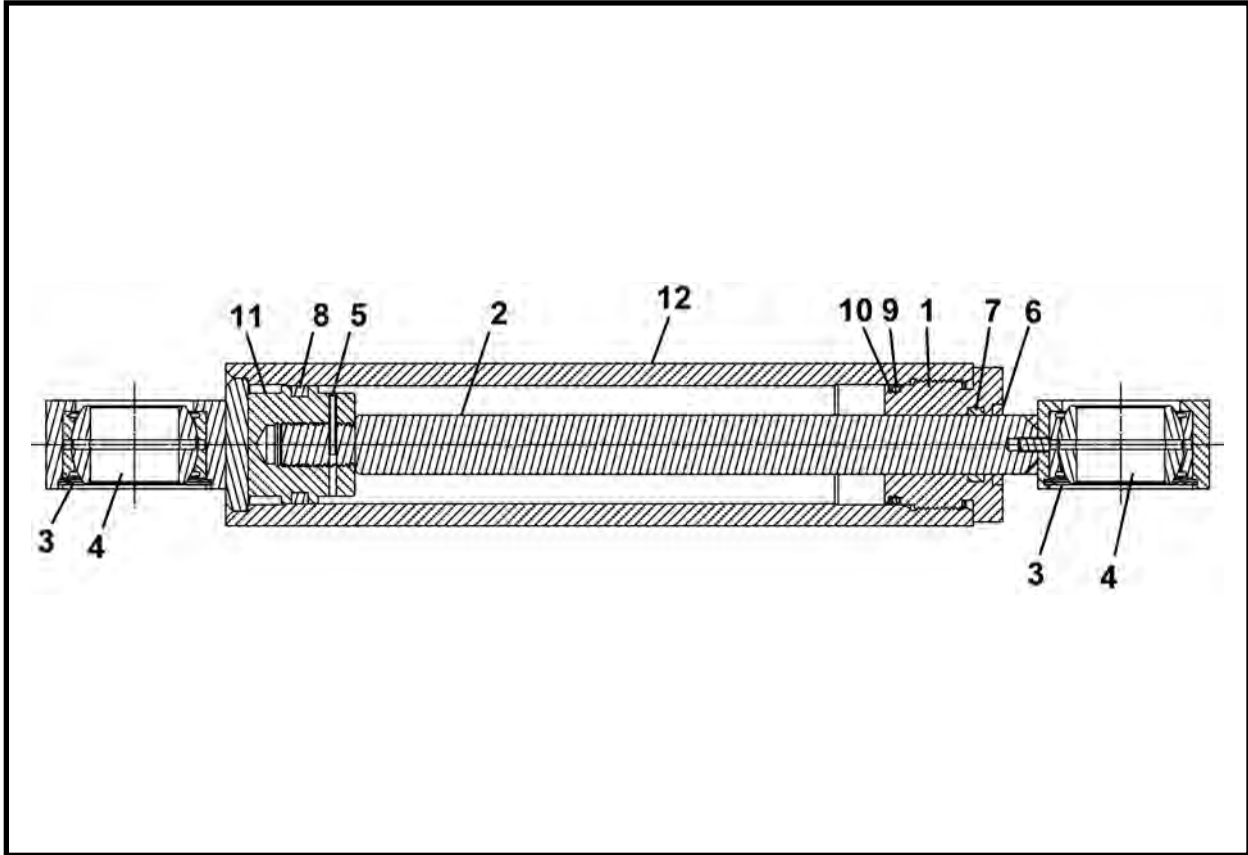
CYLINDER ASSEMBLY, 015265A00
420-48SC CLOSED FACE (OLD STYLE)



ITEM	QTY	PART NO.	DESCRIPTION
0	1	015265A00	ASSEMBLY, Cylinder
1	1	015266A00	BARREL
2	1	015267A00	WELDMENT, Shaft & Clevis
3	1	008945P01	GLAND
4	1	014481P00	PISTON
5	1	P0048-043	PIN, Cotter
6	2	P0063-001	FITTING, Grease 1/4
7*	1	P0087-004	WIPER
8*	1	P0086-005	POLYSEAL
9*	1	P0084-234	RING, Back Up
10*	1	P0085-234	ORING
11	-	-	-
12*	1	P0085-C3	SEAL, Piston
13	1	P0085-149	ORING
14	2	P0065-086	BEARING
15	2	P0076-050	RING, Snap
16	REF	009918A00	KIT, Seal
17	1	P0085-134	ORING

* Included in item 16, Seal Kit 009918A00.

CYLINDER ASSEMBLY, 015085A
420 CLOSED FACE (NEW STYLE)

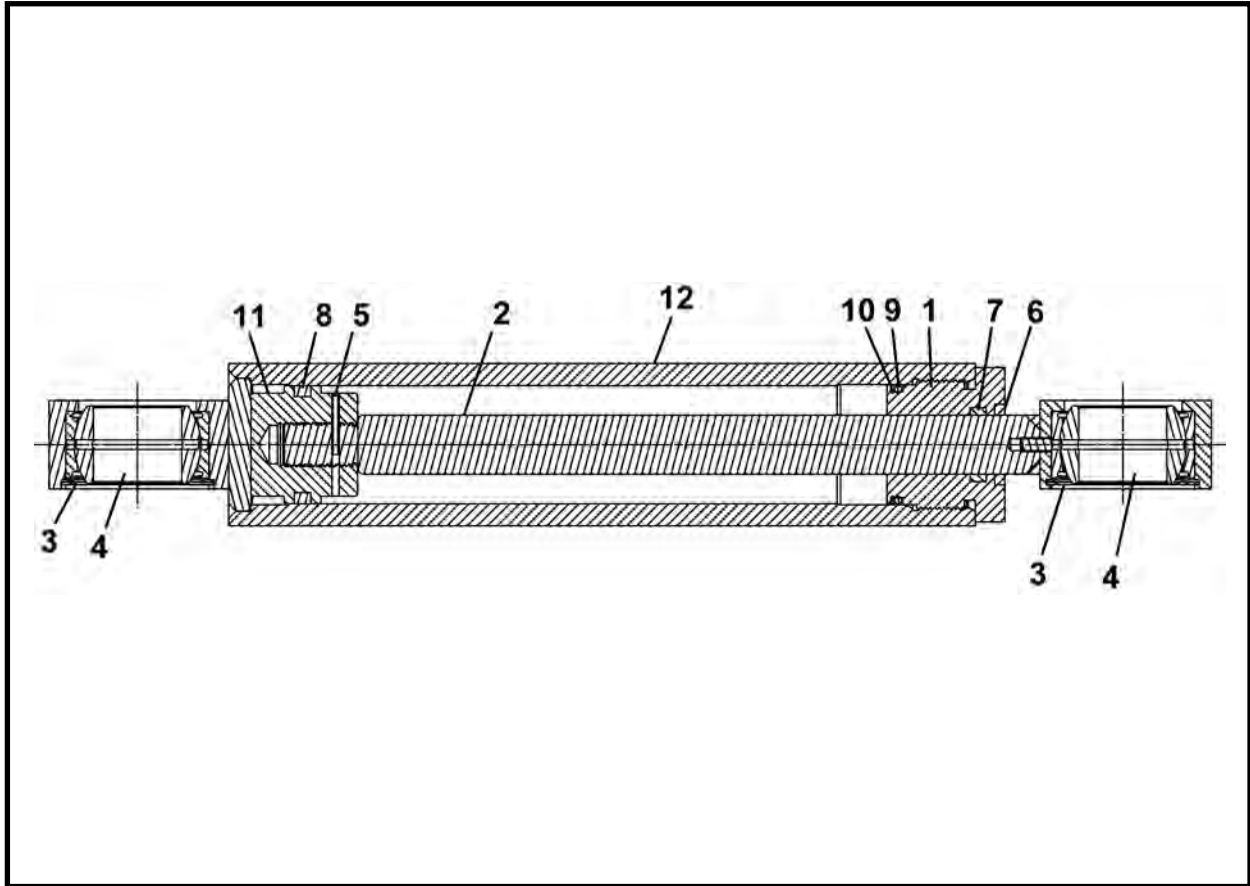


ITEM	QTY	PART NO.	DESCRIPTION
0	1	015085A	ASSEMBLY, Cylinder
1	1	001245P00	GLAND
2	1	015088A	SHAFT
3	2	P0076-050	RING, Snap
4	2	P0065-086	BEARING
5	1	P0049-042	PIN, Spring
6*	1	**P0080-001	RETAINER, Seal
7*	1	P0086-001	POLYSEAL
8*	1	P0085-C2	RING, Seal
9*	1	P0085-224	ORING
10*	1	P0084-224	RING, Back Up
11	1	010864P00	PISTON
12	1	015086A	BARREL

* Included in 010748A00, Seal Kit

** Installed with "cupped" side pointing toward rod end.

CYLINDER ASSEMBLY, 015090A
48SC CLOSED FACE (NEW STYLE)

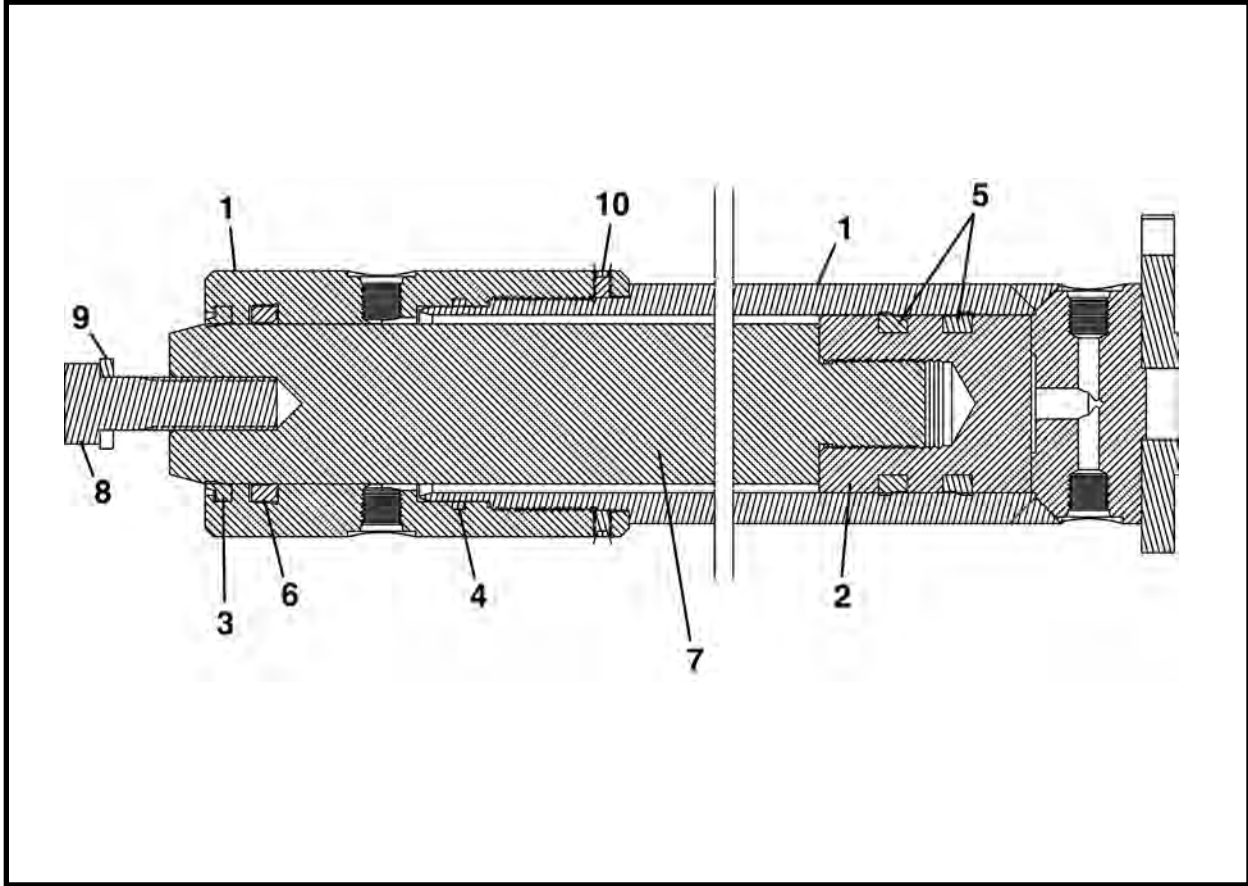


ITEM	QTY	PART NO.	DESCRIPTION
0	1	015090A	ASSEMBLY, Cylinder
1	1	001245P00	GLAND
2	1	015093A	SHAFT
3	2	P0076-050	RING, Snap
4	2	P0065-086	BEARING
5	1	P0049-042	PIN, Spring
6*	1	**P0080-001	RETAINER, Seal
7*	1	P0086-001	POLYSEAL
8*	1	P0085-C2	RING, Seal
9*	1	P0085-224	ORING
10*	1	P0084-224	RING, Back Up
11	1	010864P00	PISTON
12	1	015091A	BARREL

* Included in 010748A00, Seal Kit

** Installed with "cupped" side pointing toward rod end.

LINER CAN CYLINDER ASSEMBLY, 30" STROKE, 002617A01
LINER CAN

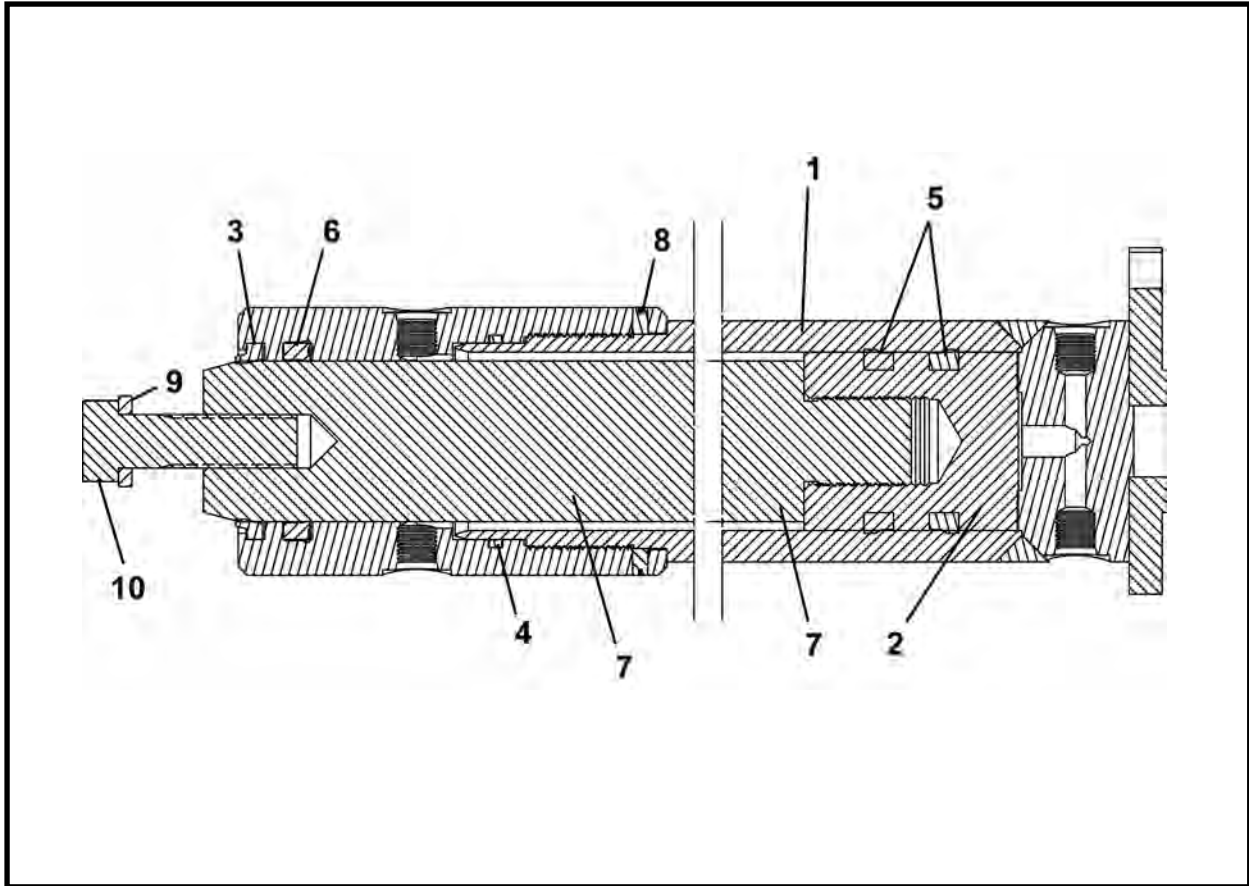


ITEM	QTY	PART NO.	DESCRIPTION
0	1	002617A01	CYLINDER ASSEMBLY, Liner Can, 30" Stroke
1	1	022831A	BARREL & GLAND (Includes items 1a - 1b)
1a	1	003051A00	PISTON
1b	1	003054P00	CAP
2	1	003050P01	PISTON
3	1	P0087-004	WIPER
4	1	P0085-S1	ORING, Square
5	2	P0086-009	POLYSEAL
6	1	P0086-005	POLYSEAL
7	1	003053P00	SHAFT
8	1	P0001-12-010	BOLT, 3/4 UNC x 2.5
9	1	P0045-012	WASHER, Lock 3/4
10	2	P0033-04-006	SCREW, Socket Head Cap, 1/4 UNC x 3/8

* Install polyseals back to back as shown.

** Install with large part of lip toward pressure.

LINER CAN CYLINDER ASSEMBLY, 38" STROKE, 011720A00
LINER CAN

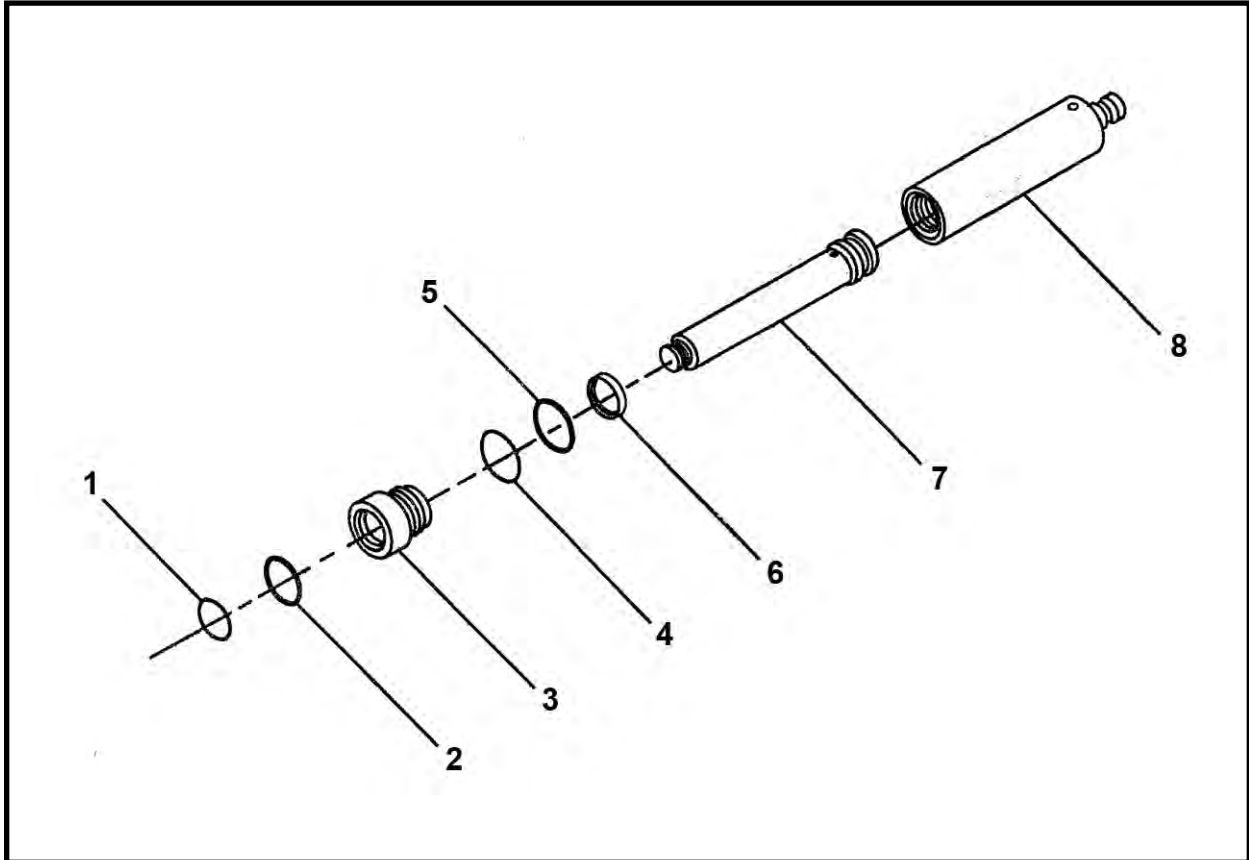


ITEM	QTY	PART NO.	DESCRIPTION
0	1	011720A00	CYLINDER ASSEMBLY, Liner Can, 38" Stroke
1	1	022832A	BARREL (Includes items 1a - 1b)
1a	1	011721A00	BARREL
1b	1	003054P00	CAP
2	1	003050P01	PISTON
3	1	P0087-004	WIPER
4	1	P0085-S1	ORING, Square
5*	2	P0086-009	POLYSEAL
6**	1	P0086-005	POLYSEAL
7	1	011723P00	SHAFT
8	2	P0033-04-006	SCREW, Socket Head Cap, 1/4 UNC x .375
9	1	P0045-012	WASHER, Lock 3/4
10	1	P0001-12-010	BOLT, 3/4 UNC x 2.5

* Install polyseals back to back as shown.

** Install with large part of lip toward pressure.

IJS CYLINDER, F03531F02



ITEM	QTY	PART NO.	DESCRIPTION
0	1	F03531F02	CYLINDER, IJS
1*	1	P0087-001	WIPER
2*	1	P0086-003	POLYSEAL
3	1	003095P02	CAP, End
4*	1	P0084-139	RING, Back-Up
5*	1	P0085-139	ORING
6*	1	P0088-002	RING, Wear
7	1	003348P02	SHAFT
8	1	003364A01	BARREL
9	REF	007344A00	KIT, Seal

* Included in item 9, 007344A00 Seal Kit.



Miscellaneous / Conveyors

Belt Conveyors

1015/1215 Belt Conveyors	2
Feed Frame Assembly	4
Feed Frame Spoils Guide Assembly - Left Front, 027137A00	5
Feed Frame Spoils Guide Assembly - Right Front, 027221A00	6
Front Roller Assembly	7
Feed Frame Spoils Guide Assembly - Left Rear, 027265A00	8
Feed Frame Spoils Guide Assembly - Right Rear, 027266A00	9
Extension Frame Assembly	11
Short Spoils Guide Assembly - Left, 027134A00	12
Short Spoils Guide Assembly - Right, 027267A00	13
Idler Roller Assembly	14
Drive Frame Assembly	15
Drive Frame Spoils Guide Assembly - Left, 027131A00	16
Drive Frame Spoils Guide Assembly - Right, 027219A00	17
Drive Motor & Roller Assembly	18

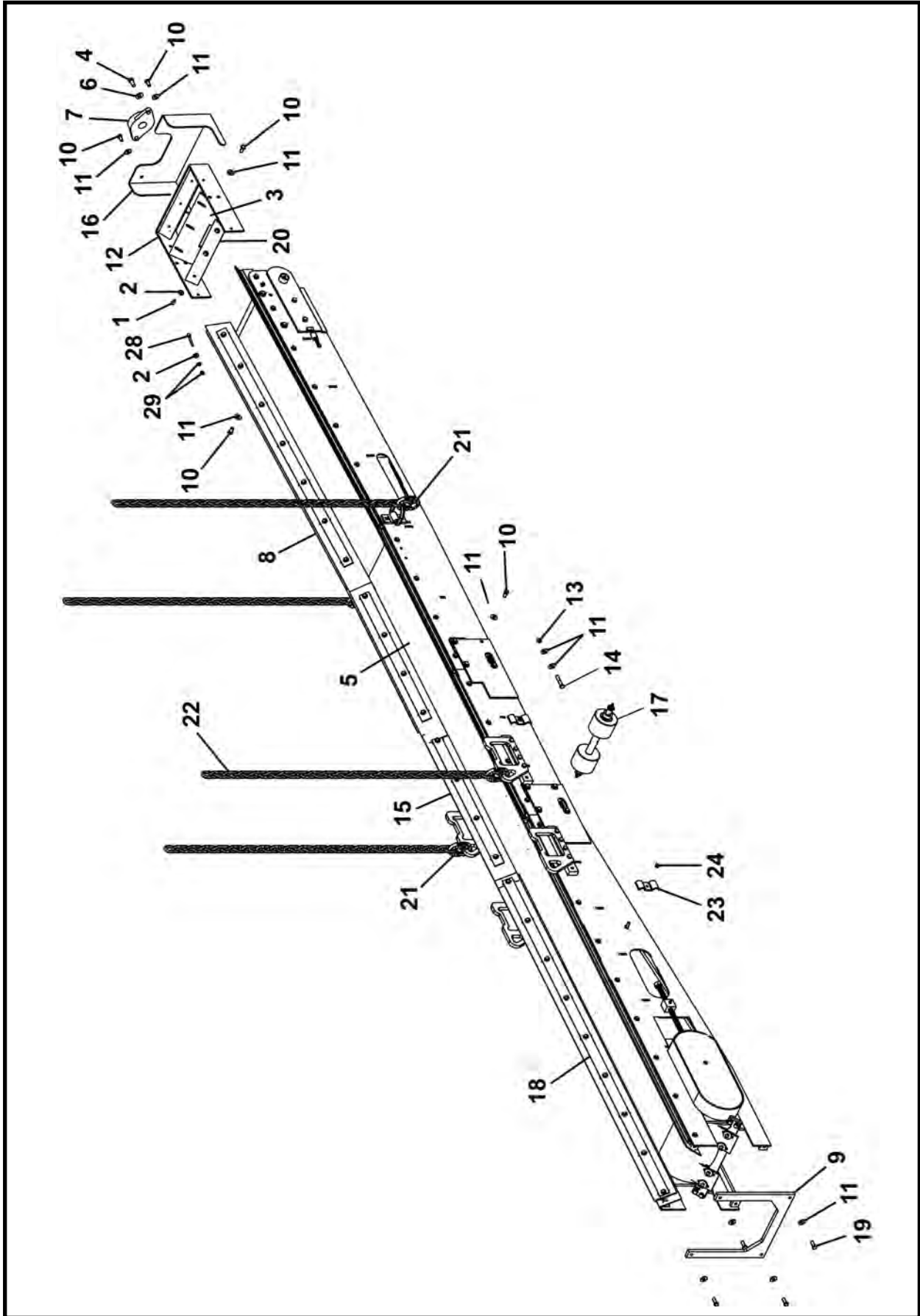
Screw Conveyor

120 Screw Conveyor, F23520F00	20
Motor Mount Assembly, 023543A	21

Intermediate Jacking Station

High Pressure Starter Hose 30', F09802F01	23
Low Pressure Starter Hose 30', F09803F01	24
IJS Tunnel Line 10' 6", F09800F00	25
Tee Connector, F09804F00	26
IJS Valve (With Cable), F04908F01	28
Starter Connection, F09805F00	30
IJS Coupler Assembly, 005133A02	31
IJS Segment Assembly (360 - 007298A00, 420/48SC - 007299A00)	32
IJS Cylinder, F03531F02	33
IJS Hydraulic Schematic	34

BELT CONVEYOR
1015 / 1215 CONVEYORS



**BELT CONVEYOR
1015 / 1215 CONVEYORS**

ITEM	QTY	1015	1215	DESCRIPTION
		PART NO.	PART NO.	
0	1	F27200F00	F27350F00	CONVEYOR, Belt
1	3	P0001-04-003	P0001-04-003	BOLT, Hex 1/4 UNC x .75
2	5	P0040-004	P0040-004	WASHER, Hardened Flat 1/4
3	1	027239P00	027389P00	SCRAPER, External Belt
4	2	P0001-07-004	P0001-07-004	BOLT, Hex 7/16 UNC x 1
5	1	P0067-044	-	BELTING, 10" x 29' 8"
5	1	-	P0067-048	BELTING, 12" X 29' 8"
6	2	P0040-007	P0040-007	WASHER, Hardened Flat 7/16
7	1	P0065-017	P0065-017	BEARING
8	1	027213A00	027363A00	FEED FRAME ASSEMBLY
9	1	027236P00	027386A00	SUPPORT, Drive Frame Free End
10	24	P0001-06-003	P0001-06-003	BOLT, Hex 3/8-16 UNC x .75
11	36	P0040-006	P0040-006	WASHER, Lock 3/8
12	1	027209A00	027359A00	WELDMENT, Nose Bearing Mount
13	4	P0003-06-000	P0003-06-000	NUT, Hex 3/8 UNC
14	4	P0001-06-008	P0001-06-008	BOLT, Hex 3/8 UNC x 2
15	1	027214A00	027364A00	EXTENSION FRAME ASSEMBLY
16	1	027208A00	027358A00	GUARD, Dirt
17	2	027211A00	027361A00	ASSEMBLY, Idler Roller
18	1	027212A00	027362A00	ASSEMBLY, Drive Frame
19	4	P0001-06-004	P0001-06-004	BOLT, Hex 3/8 UNC x 1
20	1	027142P	027143P	PLATE, Feed Belt Retainer
21	4	P0098-009	-	LINK, 9/32 Hammerloc
21	4	-	P0098-010	LINK, 3/8 Hammerloc
22	4	P0094-009-030	-	CHAIN, 5/16 x 30
22	4	-	P0094-003-030	CHAIN, 3/8 x 30
23	2	002269P01	002269P01	CLAMP, Line
24	2	P0003-05-000	P0003-05-000	NUT, Hex 5/16
25**	2	A10320A-132	A10320A-132	HOSE ASSEMBLY 1/2 x 132
26**	1	P0100-004A	P0100-004A	COUPLER, Female
27**	1	P0100-004B	P0100-004B	COUPLER, Male
28	2	P0001-04-010	P0001-04-010	BOLT, Hex 1/4 UNC x 2.5
29	4	P0003-04-000	P0003-04-000	NUT, 1/4

* Decal used only on leased equipment.

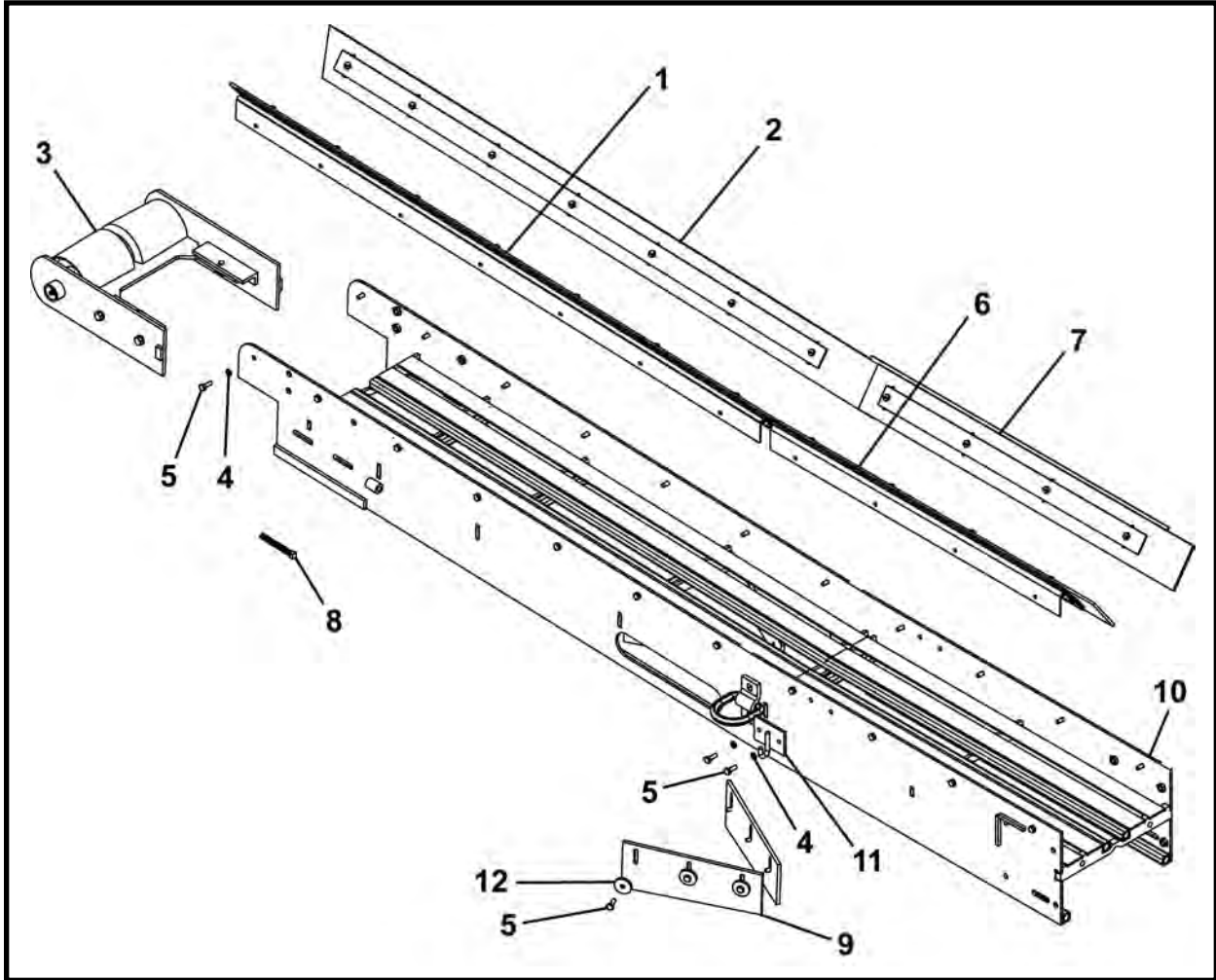
** Not Shown

NOTE:

1. For 1013 Belt Conveyor (027220A00), the bill of material is the same as the 1015 conveyor with the two following exceptions: item 6, Belting is P0067-003 (10" x 24'8") with no extension frame assembly item 15.

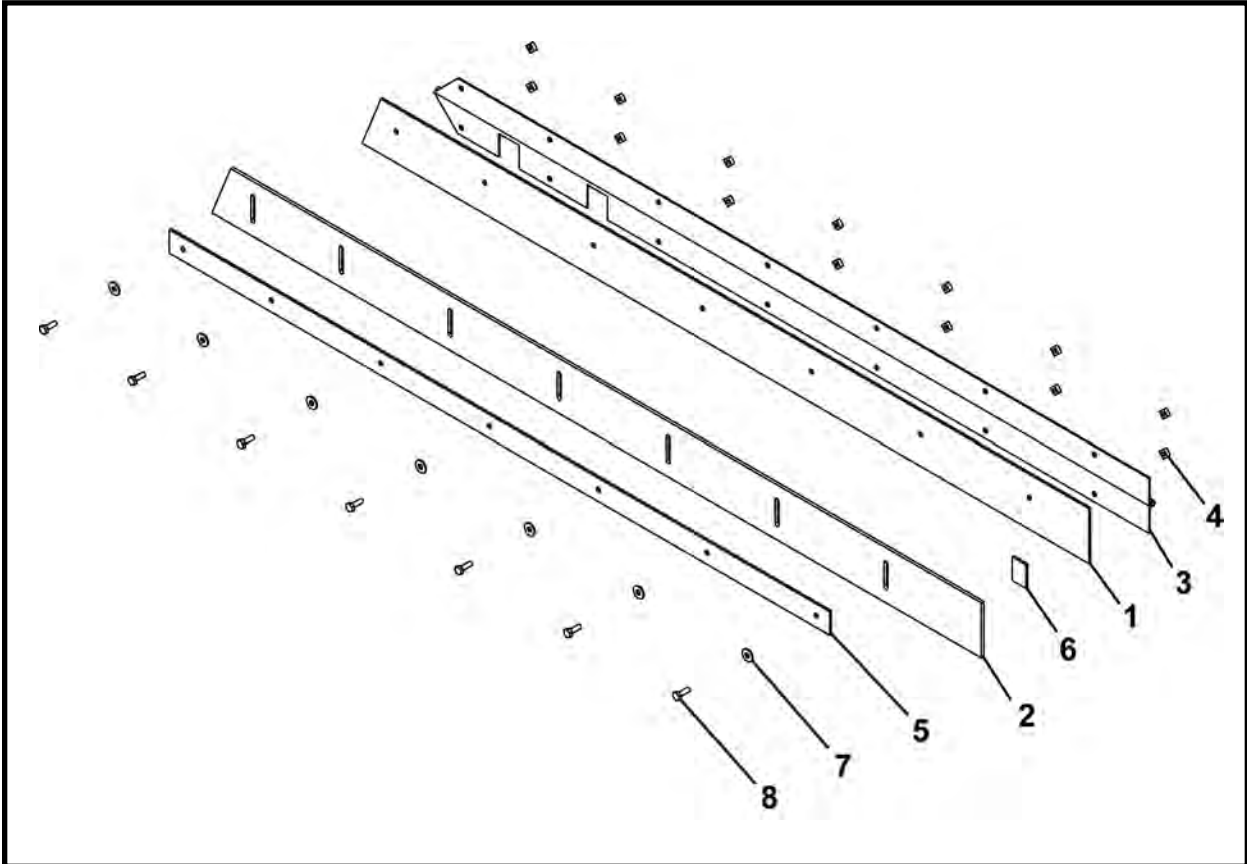
2. For 10213 Belt Conveyor (027370A00), the bill of material is the same as the 1215 conveyor with the two following exceptions: item 6, Belting is P0067-009 (12" x 24'8") with no extension frame assembly item 15.

**FEED FRAME ASSEMBLY
1015 / 1215 CONVEYORS**



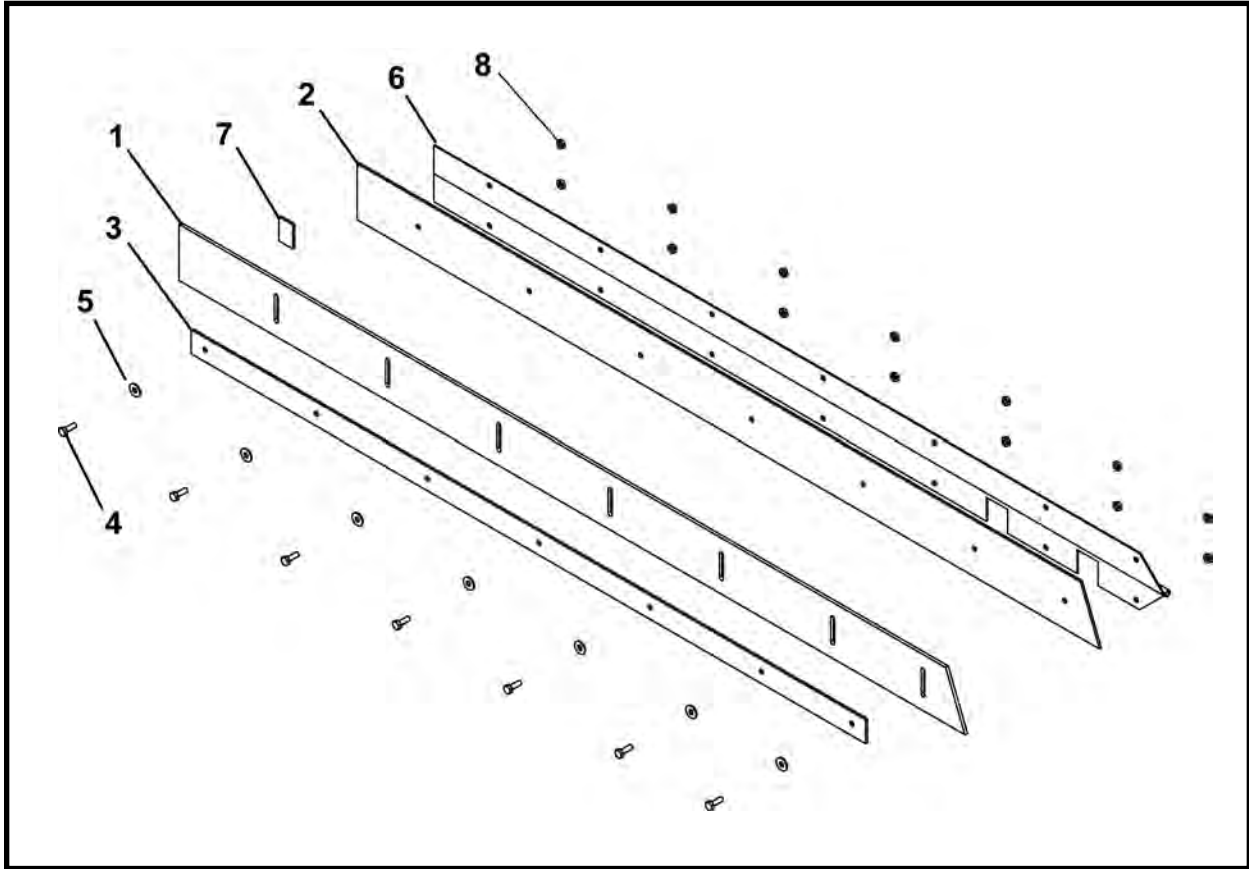
ITEM	QTY	1015 PART NO.	1215 PART NO.	DESCRIPTION
0	1	027213A00	027363A00	ASSEMBLY, Feed Frame
1	1	027137A00	027137A00	GUIDE, Feed Frame Spoils - Left Front
2	1	027221A00	027221A00	GUIDE, Feed Frame Spoils - Right Front
3	1	027207A00	027357A00	FRONT ROLLER ASSEMBLY
4	24	P0040-004	P0040-004	WASHER, Hardened Flat 1/4
5	30	P0001-04-003	P0001-04-003	BOLT, Hex 1/4 UNC x .75
6	1	027265A00	027265A00	GUIDE, Feed Frame Spoils - Left Rear
7	1	027266A00	027266A00	GUIDE, Feed Frame Spoils - Right Rear
8	2	P0034-06-012	P0034-06-012	SCREW, Square Head Set 3/8 UNC x 3
9	2	027246P00	027396P00	BELTING, Inner Belt Scraper
10	1	027202A00	027352A00	WELDMENT, Feed Frame (Includes items 10a-10c)
10a	2	001496P00	001496P00	ROD, Adjustment
10b	14	P0007-06-000	P0007-06-000	NUT, Jam 3/8 UNC
10c	2	P0079-003	P0079-003	D-RING, 1/2
11	1	005436A00	005436A00	PLATE, Hook
12	6	002624P00	002624P00	WASHER, Dirt Paddle

FEED FRAME SPOILS GUIDE ASSEMBLY - LEFT FRONT, 027137A00
1015 / 1215 CONVEYORS



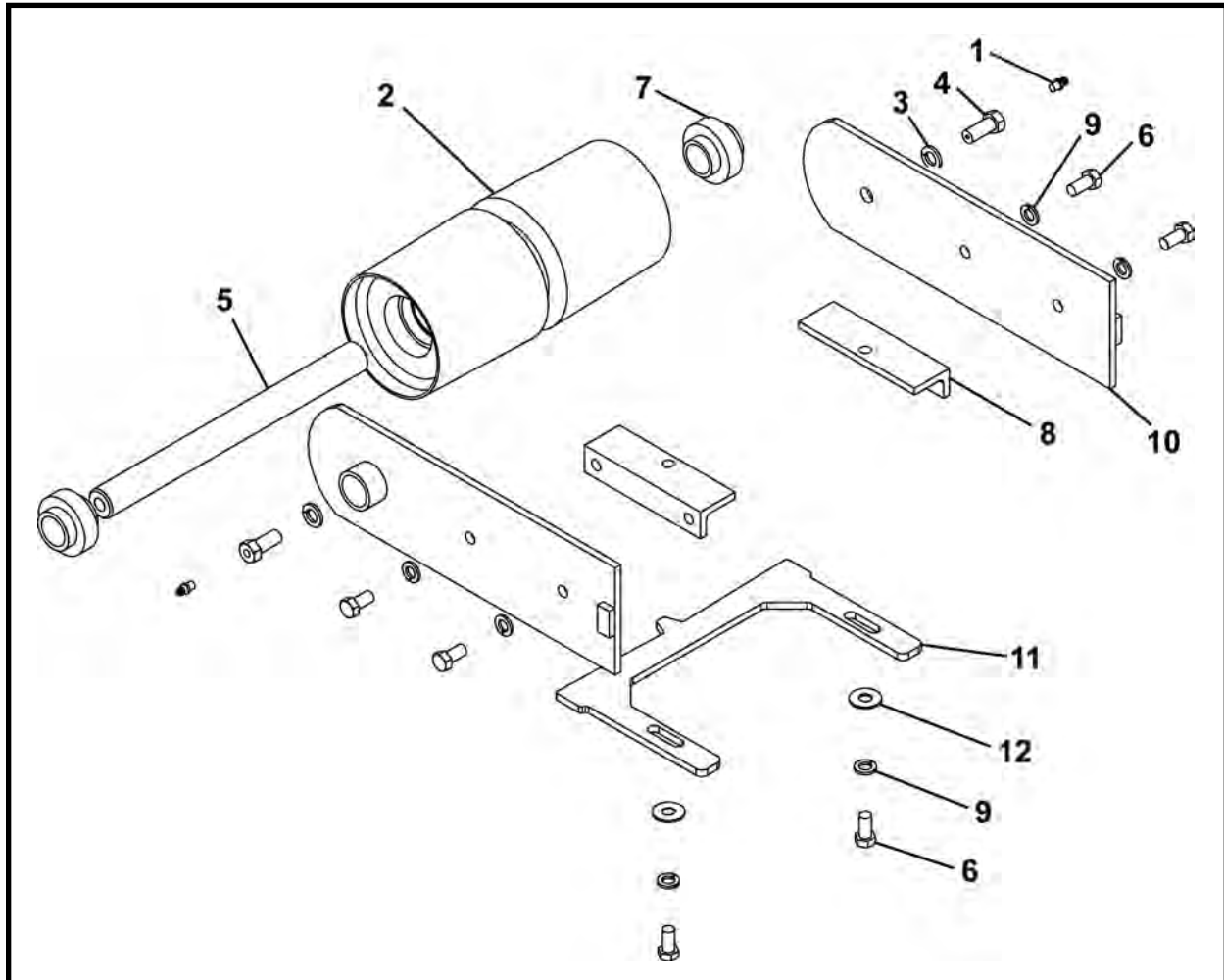
ITEM	QTY	PART NO.	DESCRIPTION
0	1	027137A00	GUIDE, Feed Frame Spoils - Left Front
1	1	027139P00	SUPPORT BAR, Feed Frame Spoils
2	1	027140P00	STRIP, Wear, Feed Frame Spoils
3	1	027138P00	HINGE, Feed Frame Spoils
4	14	P0011-004B	NUT, Weld 1/4 UNC
5	1	027248P00	BRACKET, Feed Frame Wear Strip
6	1	027216P00	TAB, Feed Frame Support Bar
7	7	P0040-004	WASHER, Hardened Flat 1/4
8	7	P0001-04-003	BOLT, Hex 1/4 UNC x .75

FEED FRAME SPOILS GUIDE ASSEMBLY - RIGHT FRONT, 027221A00
1015 / 1215 CONVEYORS



ITEM	QTY	PART NO.	DESCRIPTION
0	1	027221A00	GUIDE, Feed Frame Spoils - Right Front
1	1	027140P00	STRIP, Wear, Feed Frame Spoils
2	1	027139P00	SUPPORT BAR, Feed Frame Spoils - Right
3	1	027248P00	BRACKET, Feed Frame Wer Strip
4	7	P0001-04-003	BOLT, Hex 1/4 UNC x .75
5	7	P0040-004	WASHER, Hardened Flat 1/4
6	1	027156P	HINGE, Feed Frame Spoils
7	1	027216P00	TAB, Feed Frame Support Bar
8	14	P0011-004B	NUT, Weld 1/4 UNC

FRONT ROLLER ASSEMBLY
1015 / 1215 CONVEYORS

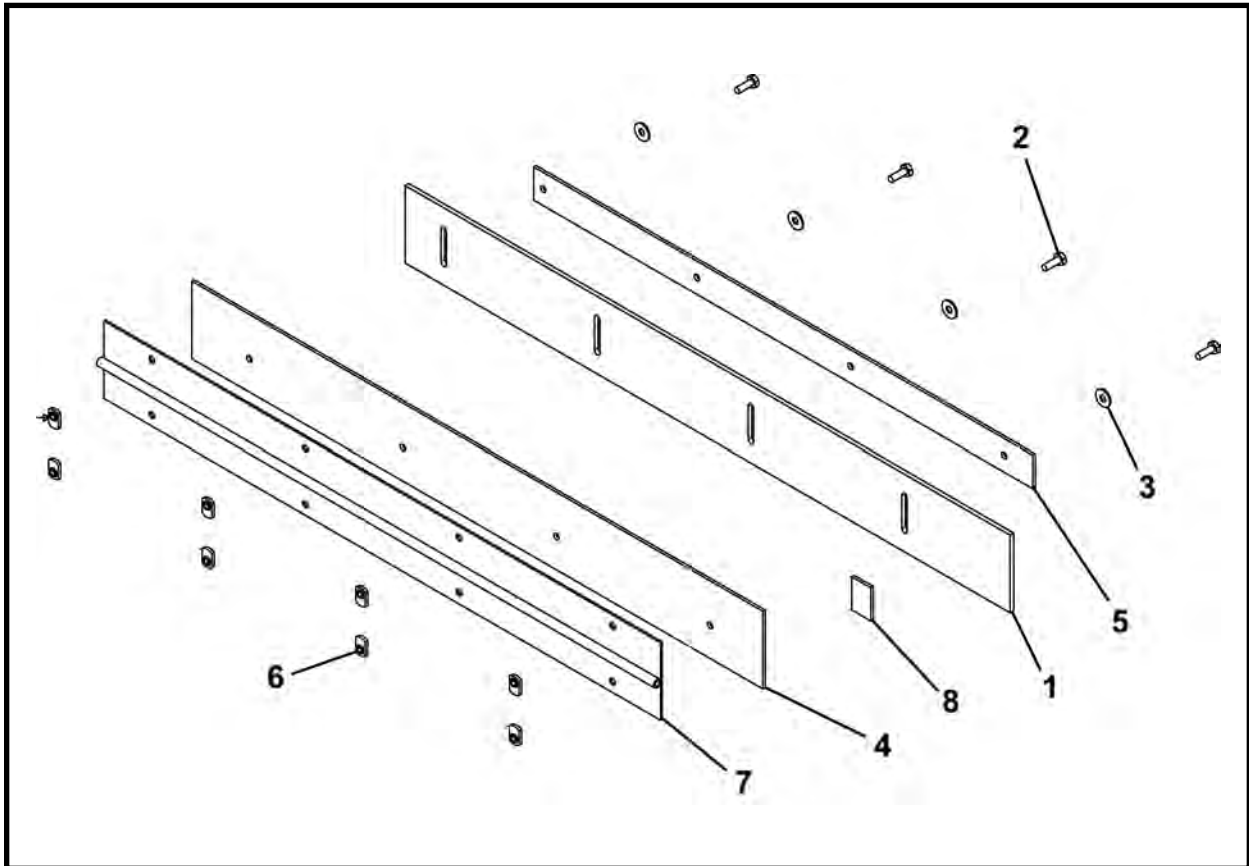


ITEM	QTY	1015 PART NO.	1215 PART NO.	DESCRIPTION
0	1	027207A00	027357A00	FRONT ROLLER ASSEMBLY
1	2	P0063-001	P0063-001	FITTING, Grease Str.
2	1	002941P00	002940A00	ROLLER, Front
3	2	P0045-007	P0045-007	WASHER, Lock 7/16
4	2	002386P01	002386P01	BOLT, Grease
5	1	027243P00	027393P00	SHAFT, Front Roller
6	6	P0001-06-003	P0001-06-003	BOLT, Hex 3/8 UNC x .75
7	2	P0065-006	P0065-006	BEARING
8	2	027130P00	027130P00	MOUNT, Front Roller Scraper
9	6	P0045-006	P0045-006	WASHER, Lock 3/8
10	2	027109A00	027109A00	BRACKET, Front Roller Mounting
11	1	027240P00	027390P00	SCRAPER, Front Roller
12	2	P0040-006	P0040-006	WASHER, Hardened Flat 3/8

NOTE:

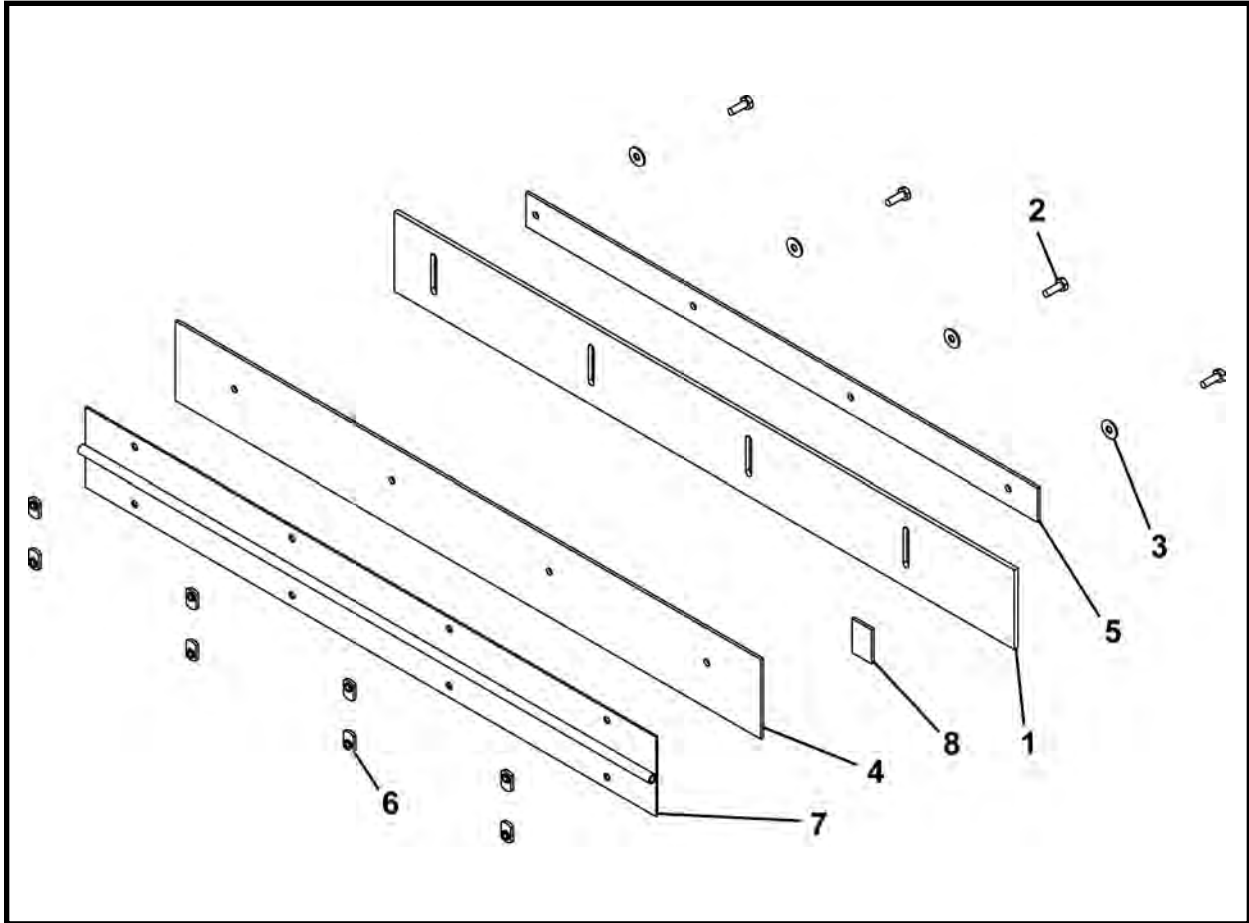
1. Remove seal on inside half of bearings (item 7).
2. 3/16" Feed Frame mounts between items 8 and 10.

FEED FRAME SPOILS GUIDE ASSEMBLY - LEFT REAR, 027265A00
1015 / 1215 CONVEYORS



ITEM	QTY	PART NO.	DESCRIPTION
0	1	027265A00	GUIDE, Feed Frame Spoils - Left Rear
1	1	027217P00	SUPPORT BAR, Feed Frame Spoils - Left
2	1	027135P00	HINGE, Short Spoils Guide
3	8	P0011-004B	NUT, Weld 1/4 UNC
4	1	027136P00	STRIP, Short Spoils Guide Wear
5	4	P0040-004	WASHER, Hardened Flat 1/4
6	4	P0001-04-003	BOLT, Hex 1/4 UNC x .75
7	1	027249P00	BRACKET, Short Spoils Wear Strip
8	1	027216P00	TAB, Feed Frame Support Bar

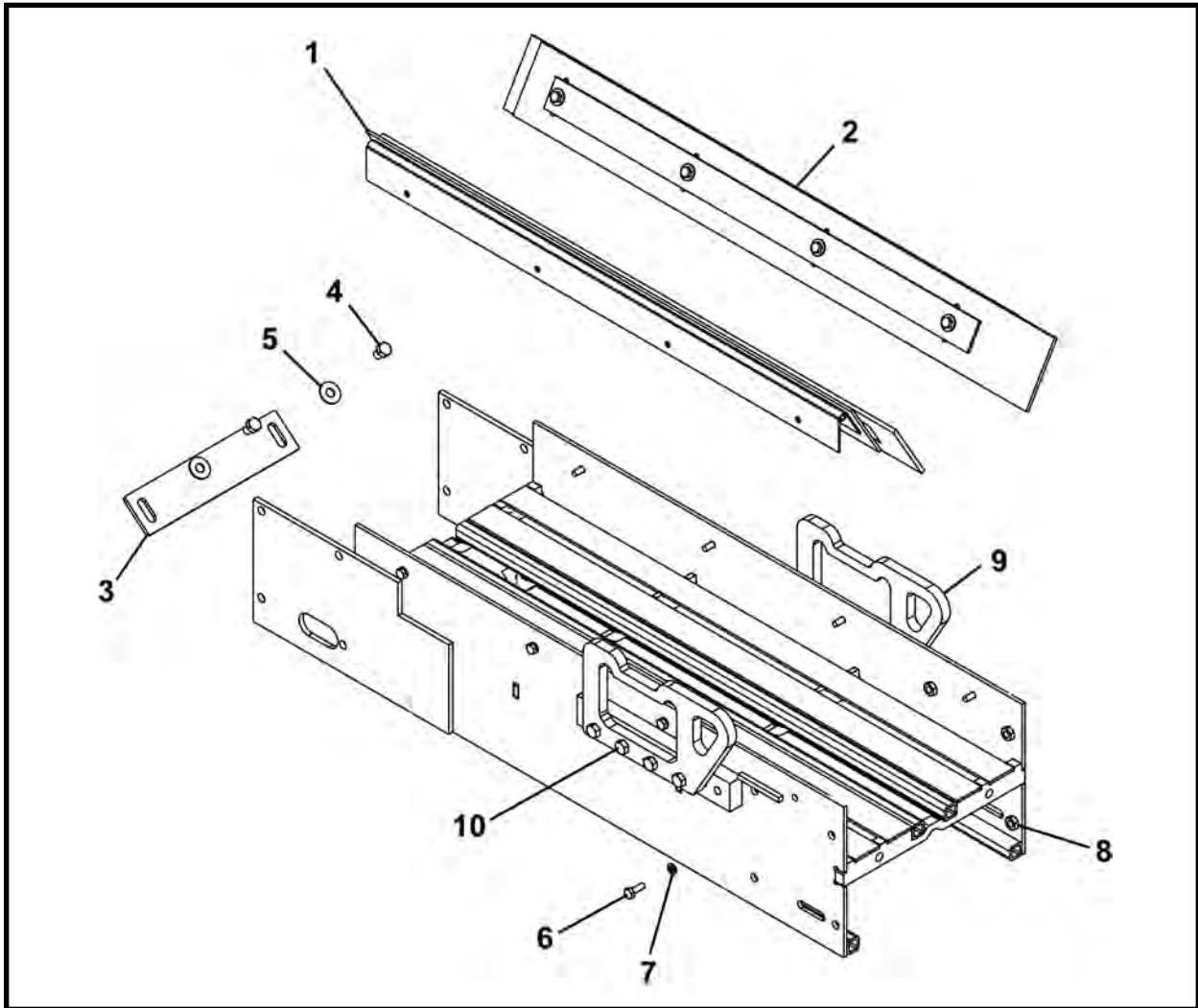
FEED FRAME SPOILS GUIDE ASSEMBLY - RIGHT REAR, 027266A00
1015 / 1215 CONVEYORS



ITEM	QTY	PART NO.	DESCRIPTION
0	1	027266A00	GUIDE, Feed Frame Spoils - Right Rear
1	1	027136P00	STRIP, Short Spoils Guide Wear
2	4	P0001-04-003	BOLT, 1/4 UNC x .75
3	4	P0040-004	WASHER, Hardened Flat 1/4
4	1	027217P00	SUPPORT BAR, Feed Frame Spoils - Right
5	1	027249P00	BRACKET, Short Spoils Wear Strip
6	8	P0011-004B	NUT, Weld 1/4 UNC
7	1	027135P00	HINGE, Short Spoils Guide
8	1	027216P00	TAB, Feed Frame Support Bar

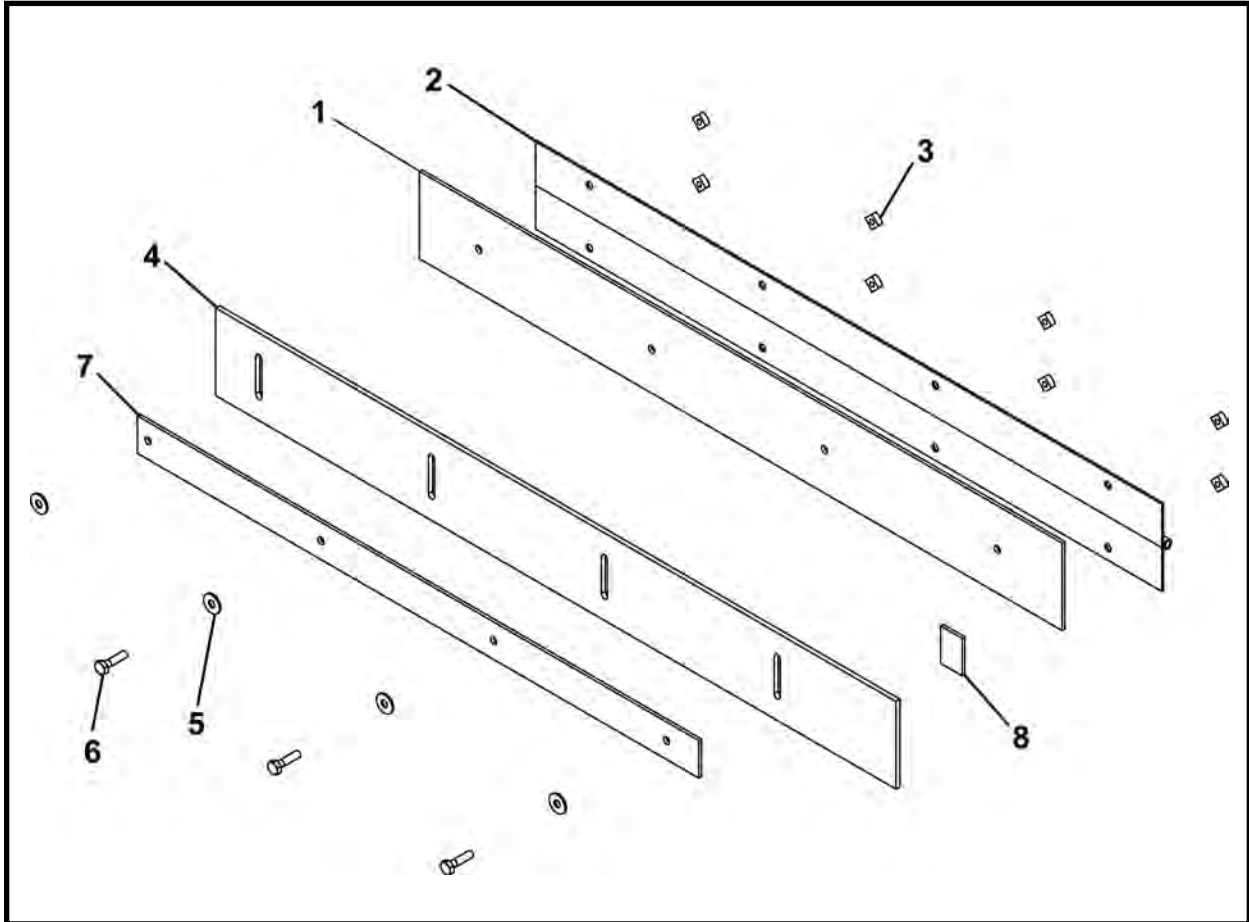
NOTES

**EXTENSION FRAME ASSEMBLY
1015 / 1215 CONVEYORS**



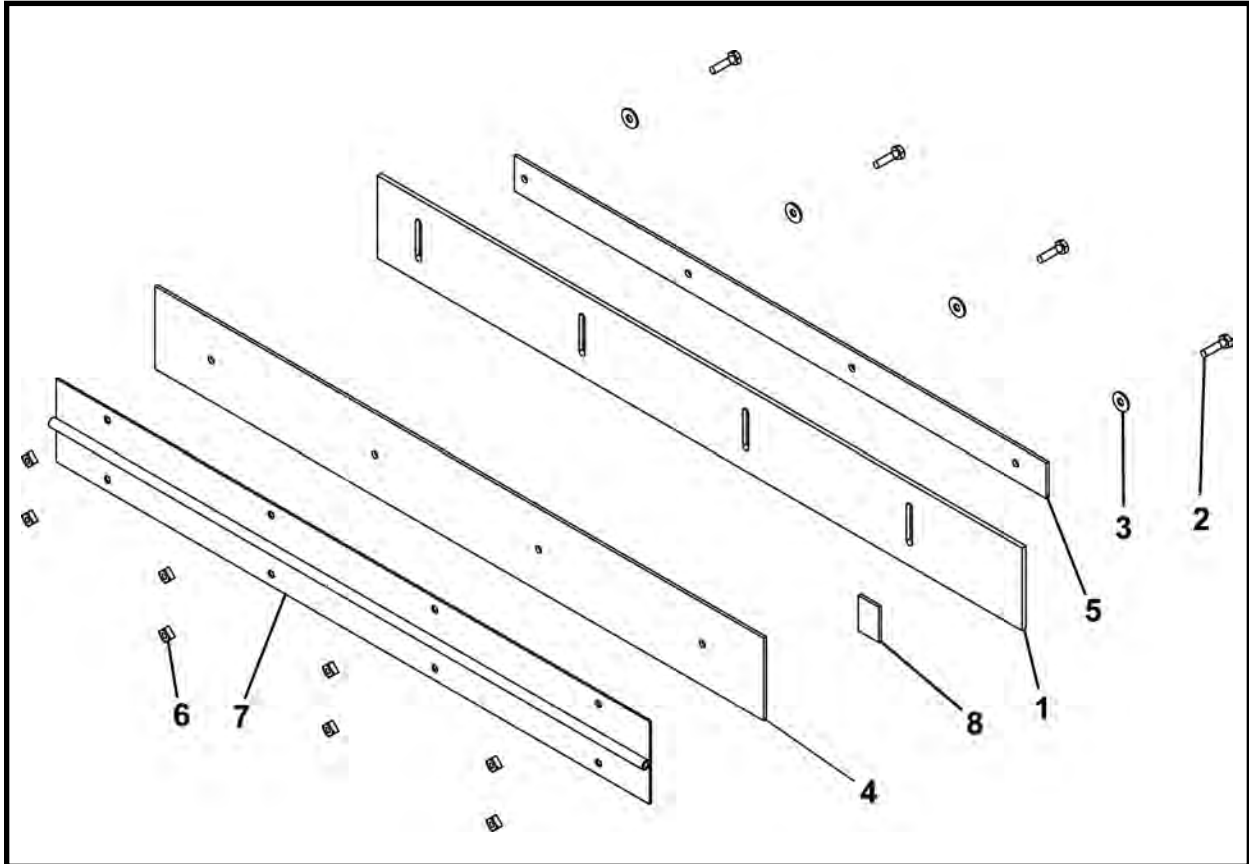
ITEM	QTY	1015 PART NO.	1215 PART NO.	DESCRIPTION
0	1	027214A00	027364A00	EXTENSION FRAME ASSEMBLY
1	1	027134A00	027134A00	GUIDE, Short Spoils - Left
2	1	027267A00	027267A00	GUIDE, Short Spoils - Right
3	1	027245P00	027395P00	SCRAPER, Idler Roller
4	2	P0001-06-002	P0001-06-002	BOLT, Hex 3/8 UNC x 1/2
5	2	P0040-006	P0040-006	WASHER, Hardened Flat 3/8
6	8	P0001-04-003	P0001-04-003	BOLT, Hex 1/4 UNC x 3/4
7	8	P0045-004	P0045-004	WASHER, Lock 1/4
8	1	027203A00	027353A00	WELDMENT, Extension Frame (Includes items 8a-8b)
8a	2	P0011-006A	P0011-006A	NUT, Strut Square 3/8
8b	8	P0007-06-000	P0007-06-000	NUT, Jam 3/8 UNC
9	2	025344P	025344P	PLATE
10	8	P0001-06-005	P0001-06-005	BOLT, Hex 3/8 UNC x 1.25

SHORT SPOILS GUIDE ASSEMBLY - LEFT, 027134A00
1015 / 1215 CONVEYORS - EXTENSION



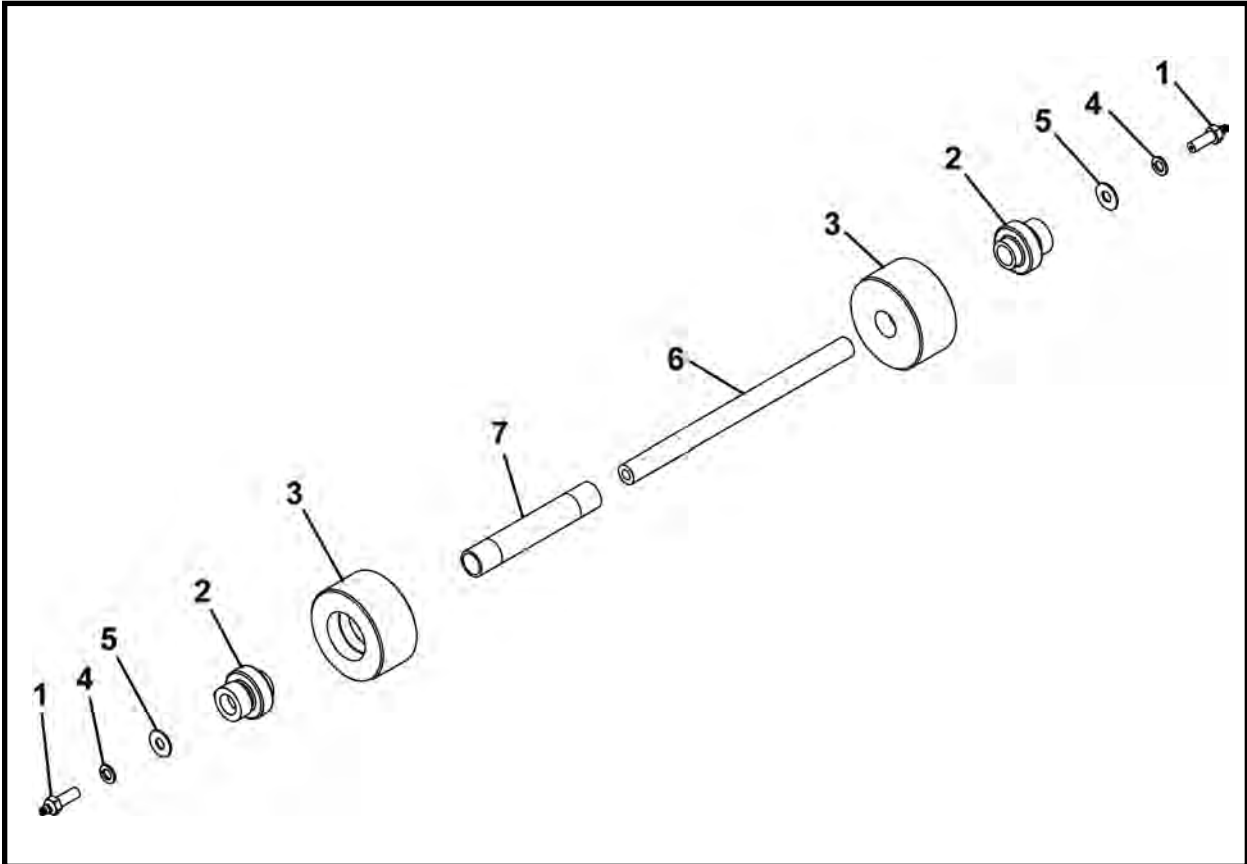
ITEM	QTY	PART NO.	DESCRIPTION
0	1	027134A00	SHORT SPOILS GUIDE - Left
1	1	027217P00	SUPPORT BAR, Feed Frame Spoils - Left
2	1	027135P00	HINGE, Short Spoils Guide
3	8	P0011-004B	NUT, Weld 1/4 UNC
4	1	027136P00	STRIP, Short Spoils Guide Wear
5	4	P0045-004	WASHER, Lock 1/4
6	4	P0001-04-003	BOLT, Hex 1/4 UNC x .75
7	1	027249P00	BRACKET, Short Spoils Wear Strip
8	1	027216P00	TAB, Feed Frame Support Bar

SHORT SPOILS GUIDE ASSEMBLY - RIGHT, 027267A00
1015 / 1215 CONVEYORS - EXTENSION



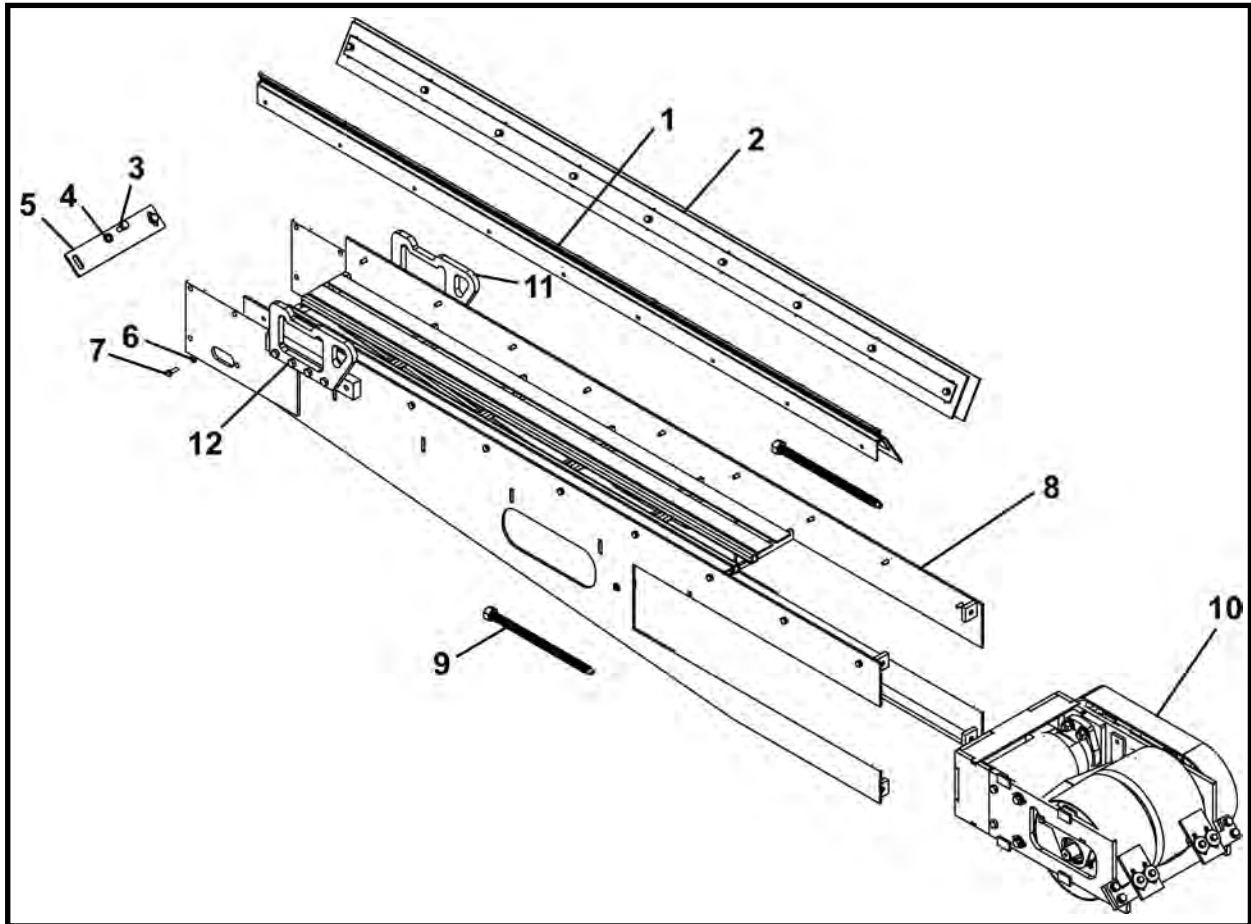
ITEM	QTY	PART NO.	DESCRIPTION
0	1	027267A00	SHORT SPOILS GUIDE - Right
1	1	027136P00	STRIP, Short Spoils Guide Wear
2	4	P0001-04-003	BOLT, Hex 1/4 UNC x 3/4
3	4	P0045-004	WASHER, Lock 1/4
4	1	027217P00	SUPPORT BAR, Feed Frame Spoils - Right
5	1	027249P00	BRACKET, Short Spoils Wear Strip
6	8	P0011-004B	NUT, Weld 1/4 UNC
7	1	027135P00	HINGE, Short Spoils Guide
8	1	027216P00	TAB, Feed Frame Support Bar

IDLER ROLLER ASSEMBLY
1015 / 1215 CONVEYORS



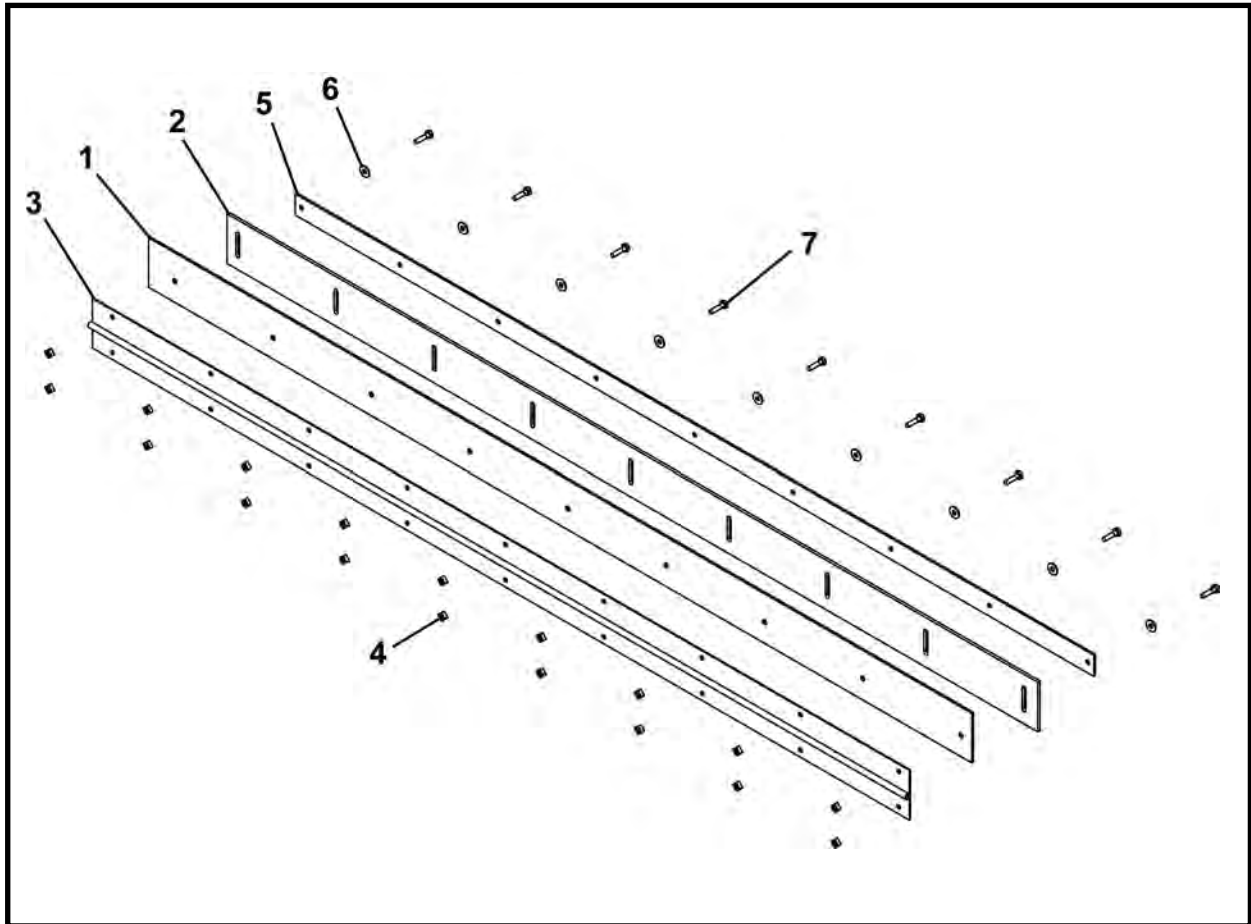
ITEM	QTY	1015 PART NO.	1215 PART NO.	DESCRIPTION
0	1	027211A00	027361A00	IDLER ROLLER ASSEMBLY
1	2	001341A00	001341A00	BOLT, 3/8 UNC x 1.25 With Grease Fitting (Includes item 1a)
1a	2	P0063-001	P0063-001	FITTING, Grease
2	2	P0065-007	P0065-007	BEARING
3	2	001086P00	001087P00	ROLLER, Idler
4	2	P0045-006	P0045-006	WASHER, Lock 3/8
5	2	P0040-006	P0040-006	WASHER, Hardened Flat 3/8
6	1	001082P00	001081P00	SHAFT, Idler
7	1	001083P00	001084P00	TUBE, Idler

**DRIVE FRAME ASSEMBLY
1015 / 1215 CONVEYORS**



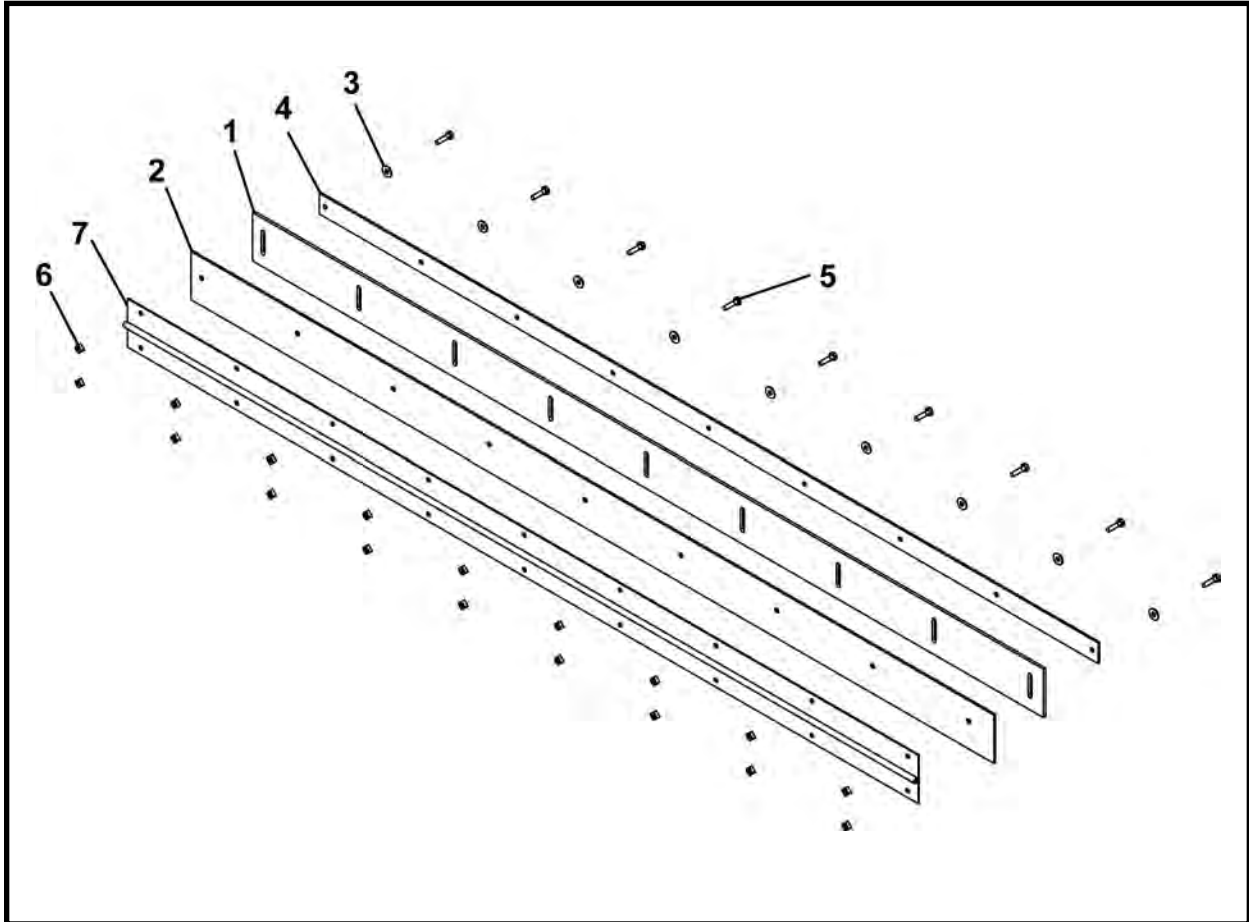
ITEM	QTY	1015 PART NO.	1215 PART NO.	DESCRIPTION
0	1	027212A00	027362A00	DRIVE FRAME ASSEMBLY
1	1	027131A00	027131A00	GUIDE, Drive Frame Spoils - Left
2	1	027219A00	027219A00	GUIDE, Drive Frame Spoils - Right
3	2	P0001-06-003	P0001-06-003	BOLT, Hex 3/8 UNC x .75
4	2	P0040-006	P0040-006	WASHER, Hardened Flat 3/8
5	1	027245P00	027395P00	SCRAPER, Idler Roller
6	18	P0040-004	P0040-004	WASHER, Hardened Flat 1/4
7	18	P0001-04-003	P0001-04-003	BOLT, Hex 1/4 UNC x .75
8	1	027201A00	027351A00	WELDMENT, Drive Frame (Includes items 8a-8b)
8a	6	P0011-006A	P0011-006A	NUT, Strut Square 3/8
8b	2	P0063-001	P0063-001	FITTING, Grease 1/4
9	2	002824A01	002824A01	SCREW, Adjusting
10	1	027204A00	027354A00	ASSEMBLY, Drive Motor & Roller
11	2	025344P	025344P	LIFT EYE
12	8	P0001-06-005	P0001-06-005	BOLT, Hex 3/8 UNC x 1.25

DRIVE FRAME SPOILS GUIDE ASSEMBLY - LEFT, 027131A00
1015 / 1215 CONVEYORS



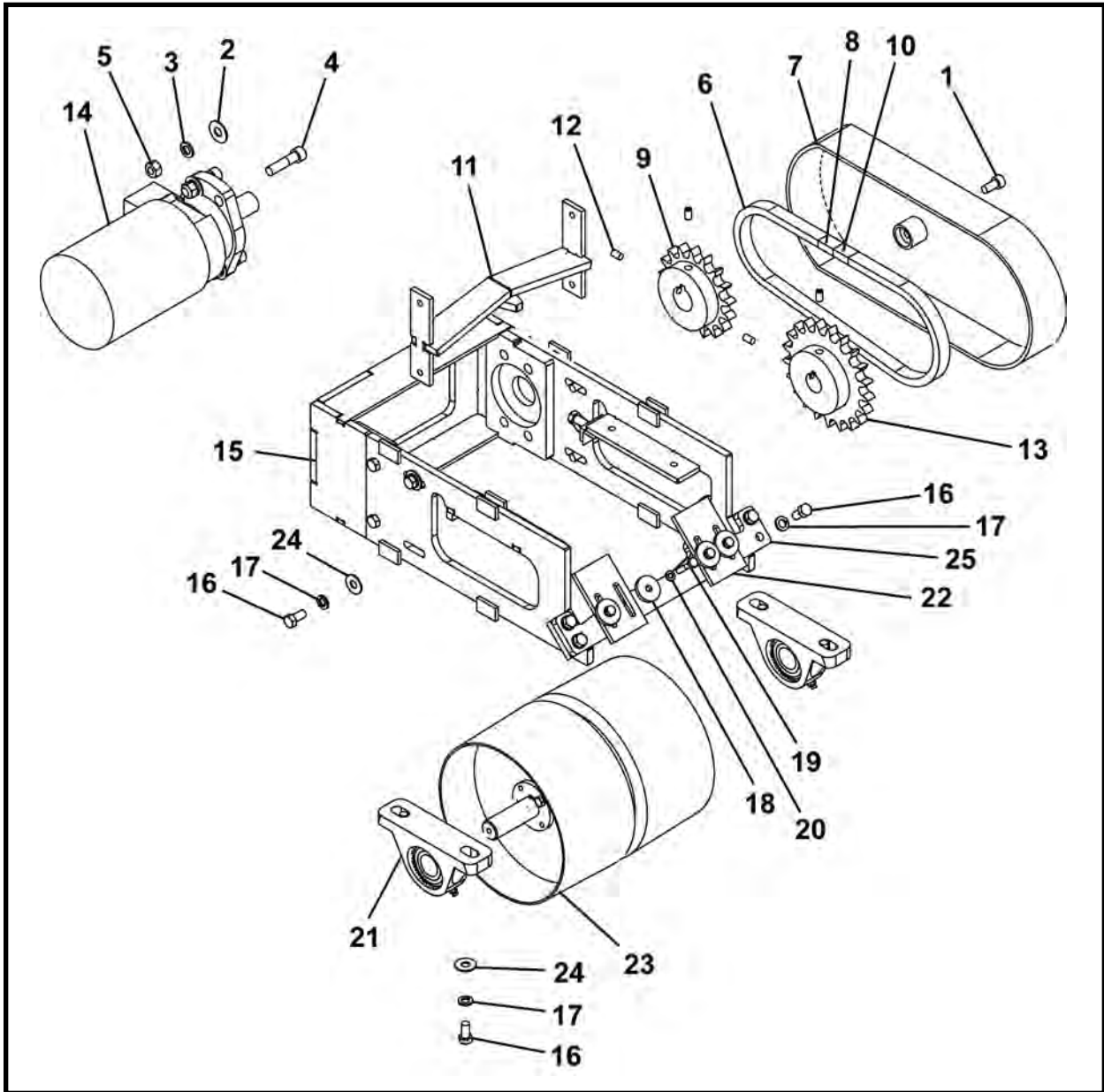
ITEM	QTY	PART NO.	DESCRIPTION
0	1	027131A00	GUIDE, Drive Frame Spoils - Left
1	1	027218P00	SUPPORT BAR, Drive Frame Spoils
2	1	027133P00	STRIP, Feed Frame Spoils Wear
3	1	027132P00	HINGE, Drive Frame Spoils Guide
4	18	P0011-004B	NUT, Weld 1/4 UNC
5	1	027247P00	BRACKET, Drive Frame Wear Strip
6	9	P0040-004	WASHER, Hardened Flat 1/4
7	9	P0001-04-003	BOLT, Hex 1/4 UNC x .75

DRIVE FRAME SPOILS GUIDE ASSEMBLY - RIGHT, 027219A00
1015 / 1215 CONVEYORS



ITEM	QTY	PART NO.	DESCRIPTION
0	1	027219A00	GUIDE, Drive Frame Spoils - Right
1	1	027133P00	STRIP, Drive Frame Spoils Wear
2	1	027218P00	SUPPORT BAR, Drive Frame Spoils
3	9	P0040-004	WASHER, Hardened Flat 1/4
4	1	027247P00	BRACKET, Drive Frame Wear Strip
5	9	P0001-04-003	BOLT, Hex 1/4 UNC x .75
6	18	P0011-004B	NUT, Weld 1/4 UNC
7	1	027132P00	HINGE, Drive Frame Spoils Guide

DRIVE MOTOR & ROLLER ASSEMBLY
1015 / 1215 CONVEYORS

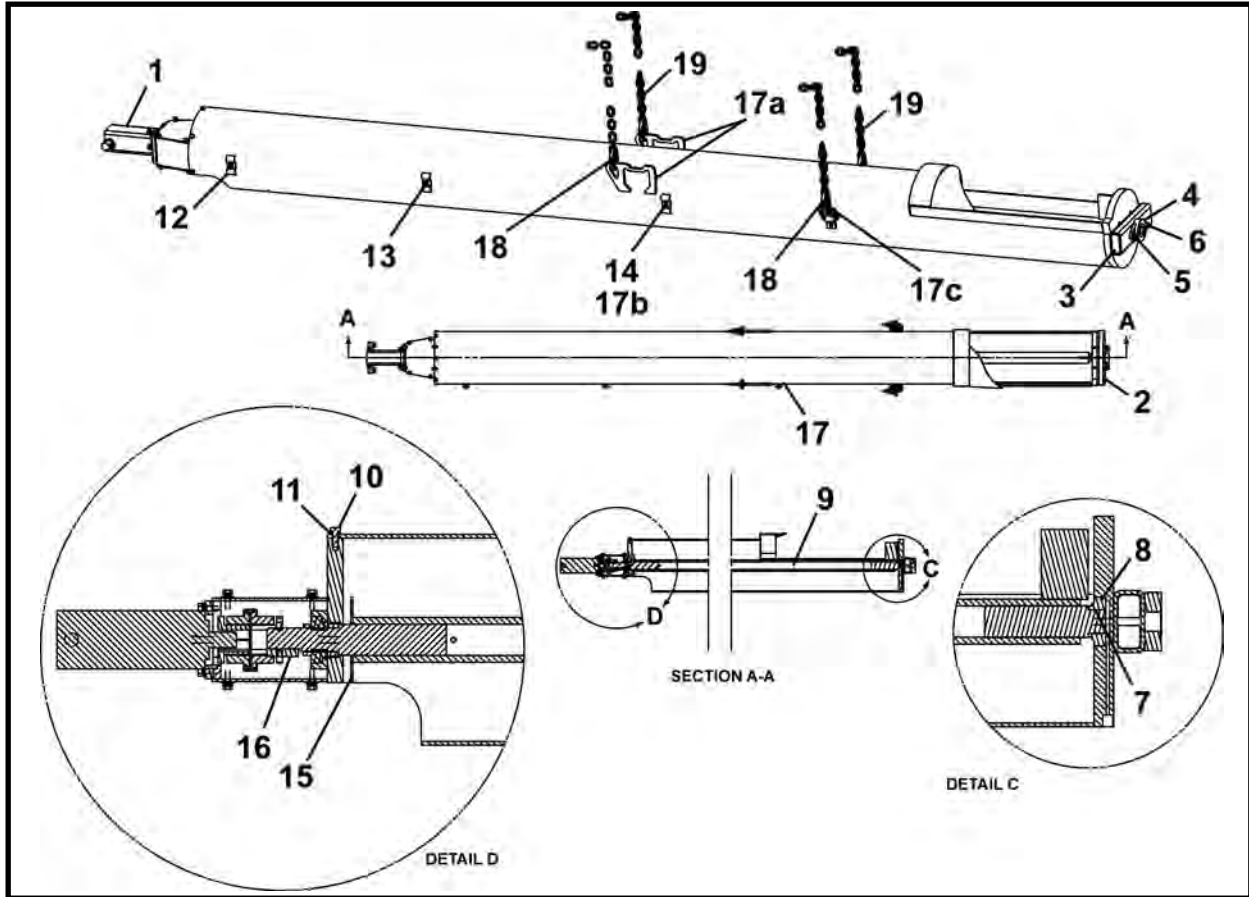


ITEM	QTY	1015 PART NO.	1215 PART NO.	DESCRIPTION
0	1	027204A00	027354A00	ASSEMBLY, Drive Motor & Roller
1	1	P0031-06-003	P0031-06-003	SCREW, Socket Head Cap 3/8 UNC x .75
2	4	P0040-007	P0040-007	WASHER, Hardened Flat 7/16
3	4	P0045-007	P0045-007	WASHER, Lock 7/16
4	4	P0031-07-007	P0031-07-007	SCREW, Socket Head Cap 7/16 UNC x 1.75
5	4	P0003-07-000	P0003-07-000	NUT, 7/16-14 UNC
6	36	P0078-002	P0078-002	CHAIN, Roller #60 x 35
7	1	001429A00	001429A00	COVER, Conveyor Chain
8	1	P0078-008	P0078-008	LINK, Connect #60
9	1	001399P00	001399P00	SPROCKET, Drive 17 Teeth
10	1	P0078-005	P0078-005	LINK, Half #60
11	1	027206A00	027356A00	SCRAPER, Internal Drive Roller
12	4	P0033-05-008	P0033-05-008	SCREW, Socket Head Set 5/16 UNC x .5

**DRIVE MOTOR & ROLLER ASSEMBLY
1015 / 1215 CONVEYORS**

ITEM	QTY	1015	1215	DESCRIPTION
		PART NO.	PART NO.	
13	1	001398P00	001398P00	SPROCKET
14	1	P0304-157	P0304-157	MOTOR
15	1	027205A00	027355A00	WELDMENT, Drive Motor Frame
16	14	P0001-06-003	P0001-06-003	BOLT, Hex 3/8 UNC x .75
17	12	P0045-006	P0045-006	WASHER, Lock 3/8
18	4	002624P00	002624P00	WASHER
19	4	P0001-04-005	P0001-04-005	BOLT, 1/4 UNC x 1.25
20	4	P0045-004	P0045-004	WASHER, Lock 1/4
21	2	P0065-014	P0065-014	BEARING
22	2	027235P00	027385P00	SCRAPER, External Belt
23	1	001233A00	001232A00	ROLLER, Drive
24	8	P0040-006	P0040-006	WASHER, Hardened Flat 3/8
25	1	027233P00	027383P00	SCRAPER, External

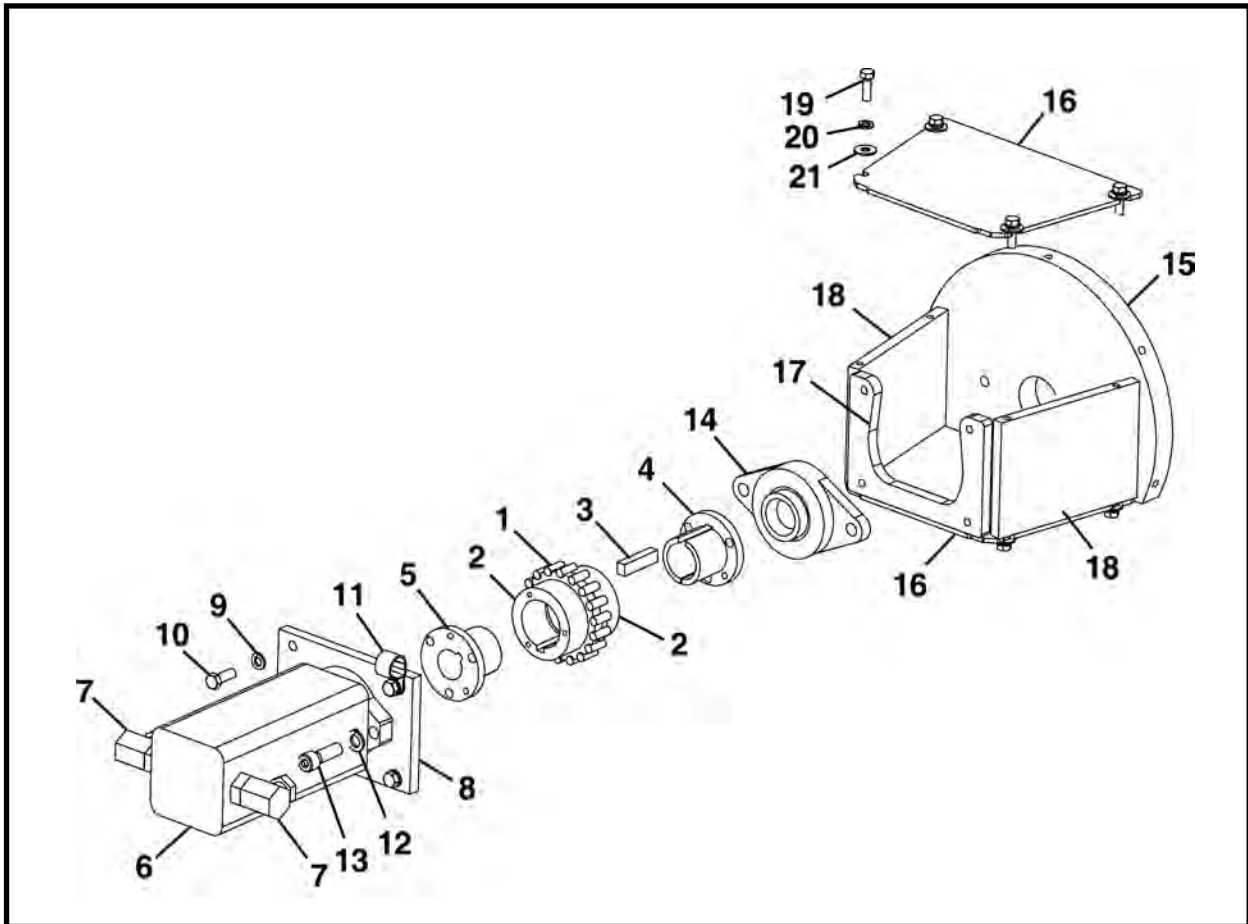
120 SCREW CONVEYOR, F23520F00
120 SCREW CONVEYOR



ITEM	QTY	PART NO.	DESCRIPTION
0	1	F23520F00	SCREW CONVEYOR 120
1	1	023543A	MOTOR MOUNT ASSEMBLY
2	1	023541P00	TUBE
3	2	023540P00	CAP, Tube End
4	1	P0065-017	BEARING, Pivot
5	2	P0045-008	WASHER, Lock 1/2
6	2	P0001-08-016	BOLT, Hex 1/2 UNC x 4
7	1	P0085-028	ORING
8	1	P0065-004	BEARING
9	1	023521A00	AUGER ASSEMBLY, 12"
10	5	P0001-06-004	BOLT, Hex 3/8 UNC x 1
11	5	P0045-006	WASHER, Lock 3/8
12	3	002269P01	CLAMP, Line
13	3	P0003-05-000	NUT, 5/16 UNC
14	3	P0045-005	WASHER, Lock 5/16
15	1	023522P00	SHIELD, Shaft
16	1	P0047-010	KEY
17	1	023542A	WELDMENT, Tube (Includes items 17a - 17c)
17a	2	023524P00	BRACKET, Conveyor
17b	3	P0001-05-003	BOLT, Hex 5/16 UNC x .75
17c	2	P0079-003	D-RING 1/2
18	4	P0098-010	LINK 3/8
19	4	P0094-003-030	CHAIN, 3/8 x 30
20	2	A10320A-150	ASSEMBLY, Hose 1/2 x 150
21	1	P0100-004A	COUPLER, Female
22	1	P0100-004B	COUPLER, Male

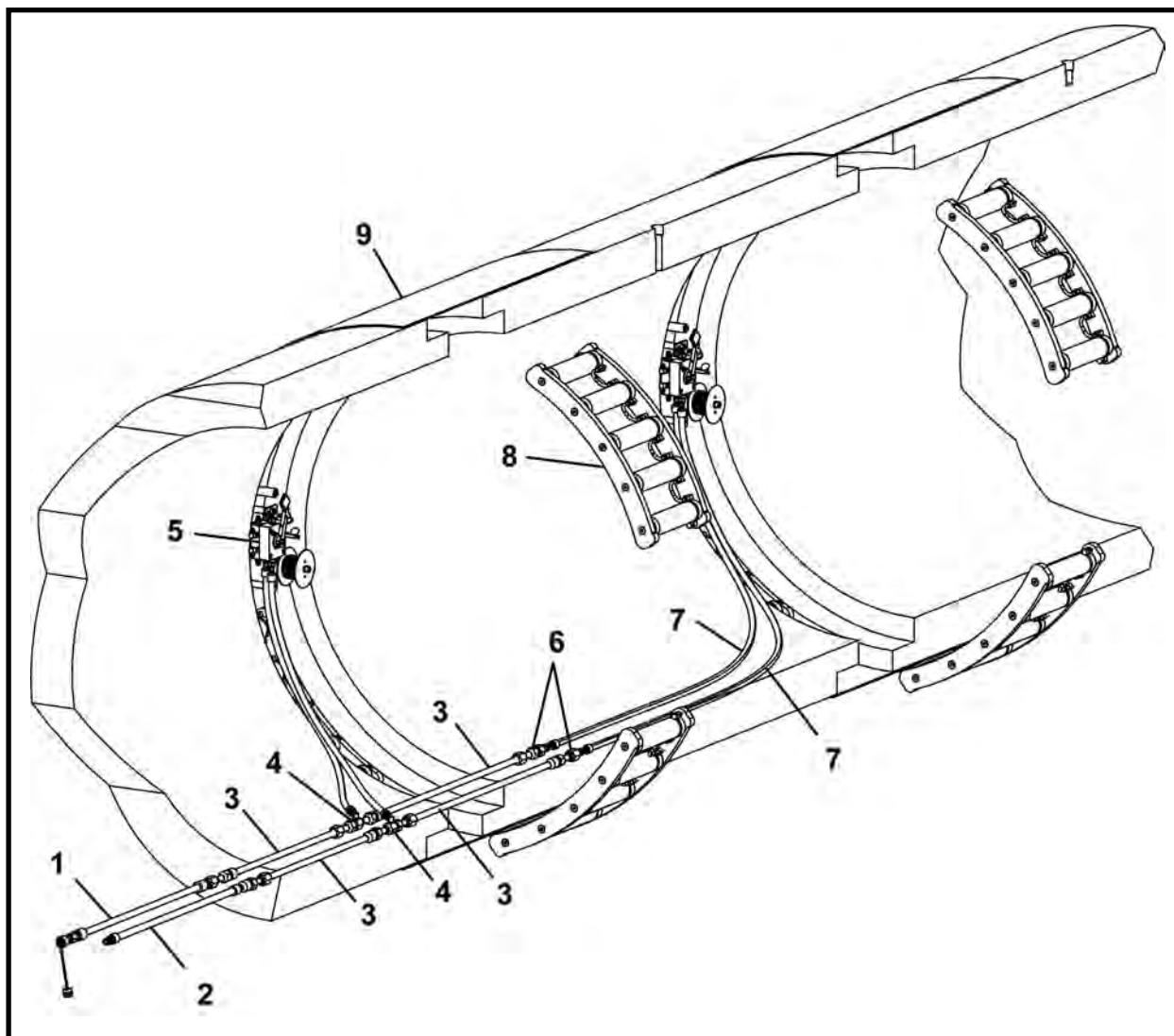
NOTE: Use bulkhead seal assembly (listed below) with the 120 Screw Conveyor. Refer to Bulkhead Seal & Door Assembly in Section 3, Structural for more information. 360 - 019850A, 420 - 019899A, 48SC - 019643A

MOTOR MOUNT ASSEMBLY, 023543A
120 SCREW CONVEYOR



ITEM	QTY	PART NO.	DESCRIPTION
0	1	023543A	ASSEMBLY, Motor Mount
1	1	P0305-114A	CHAIN
2	2	P0305-114C	SPROCKET
3	1	P0047-010	KEY
4	1	P0066-028	BEARING 1-1/2
5	1	004544P00	BUSHING, Power Drive
6	1	P0304-109	MOTOR
7	2	P0300-198	FITTING
8	1	007142P00	PLATE, Motor Mounting
9	4	P0045-006	WASHER, Lock 3/8
10	4	P0001-06-004	BOLT, Hex 3/8 UNC x 1
11	1	P0055-129	CLAMP, 3/4
12	2	P0045-008	WASHER, LOCK 1/2
13	2	P0031-08-006	SCREW, Socket Head Cap 1/2 UNC x 1.5
14	1	P0065-163	ASSEMBLY, Bearing
15	1	007140P00	PLATE, Idler End
16	2	007143P00	PLATE
17	1	007141P00	PLATE
18	2	004547P02	PLATE
19	8	P0001-05-003	BOLT, Hex 5/16 UNC x .75
20	8	P0045-005	WASHER, Lock 5/16
21	8	P0040-005	WASHER, Flat 5/16

INTERMEDIATE JACKING STATION



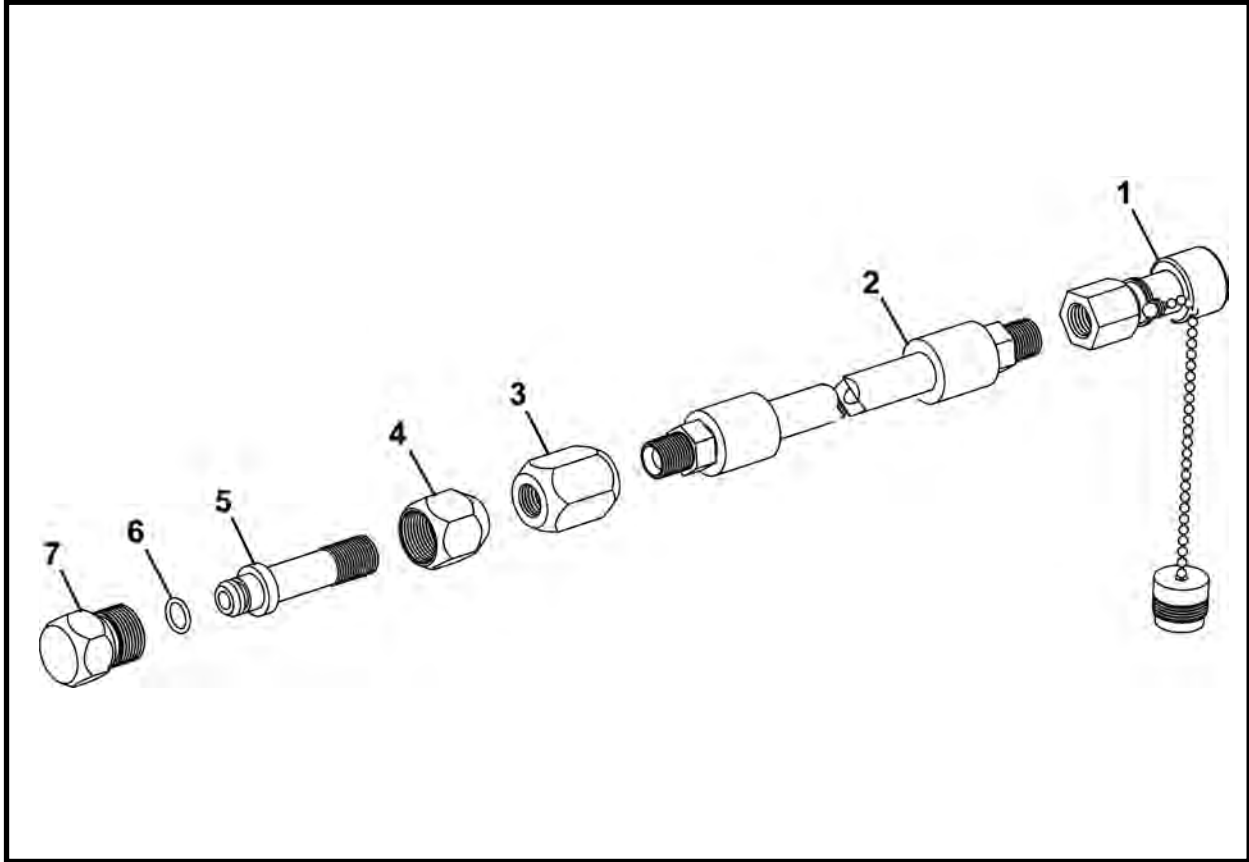
ITEM	QTY	PART NO.	DESCRIPTION
1*	1	F09802F01	STARTER HOSE, High Pressure 30'
2*	1	F09803F01	STARTER HOSE, Low Pressure 30'
3*	AR	F09800F00	TUNNEL LINE
4*	AR	F09804F00	TEE CONNECT
5*	AR	F04908F01	VALVE, IJS (With Cable)
6*	1	F09805F00	STARTER CONNECTION
7	2	A10311A-xxx	HOSE ASSEMBLY, 3/8 JIC x length
8.1*	3	007298A00	IJS SEGMENT ASSEMBLY - 360
8.2*	4	007299A00	IJS SEGMENT ASSEMBLY - 420/48SC
9**	AR	-	IJS HOUSING

AR - As Required (Per Job)

* Refer to this section for parts information.

** Contact your Akkerman Sales Representative for information regarding IJS housings.

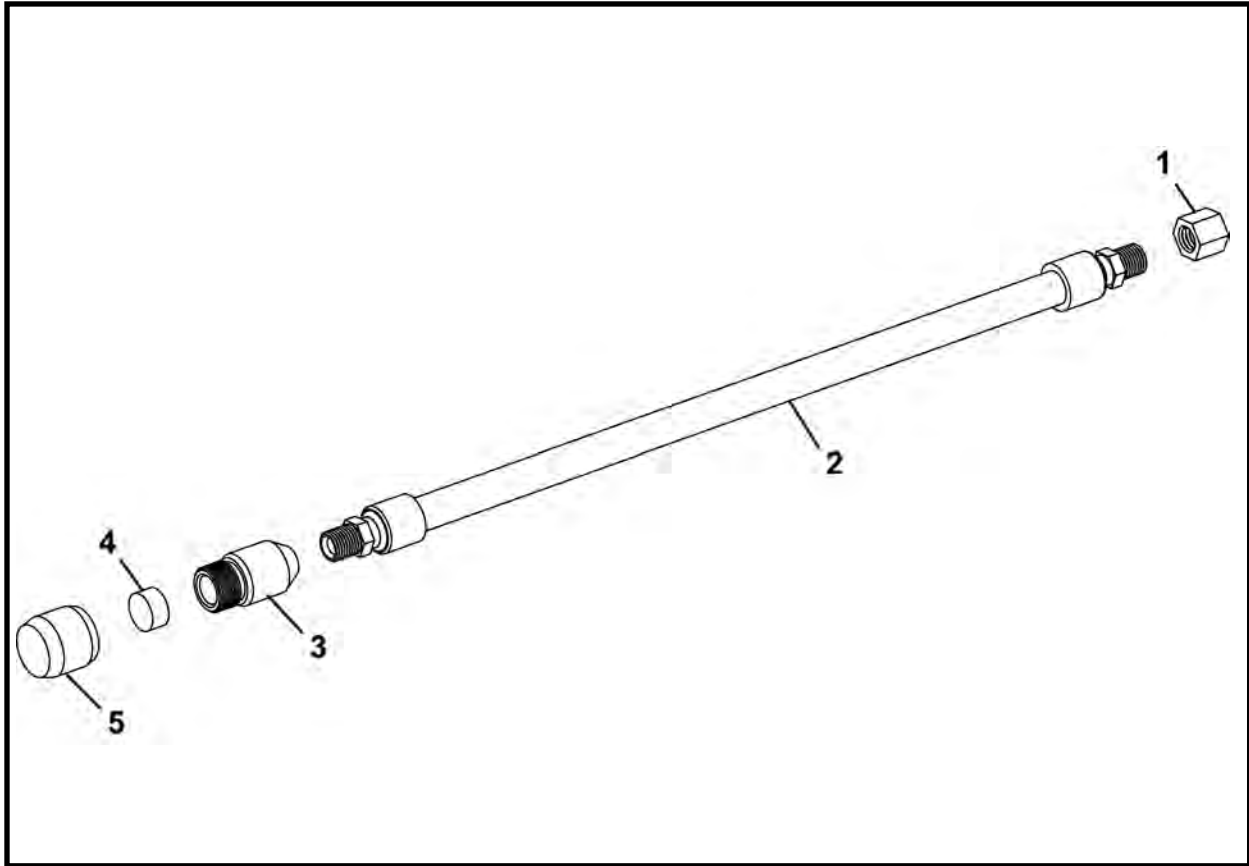
STARTER HOSE, HIGH PRESSURE 30', F09802F01



ITEM	QTY	PART NO.	DESCRIPTION
0	1	F09802F01	HOSE, High Pressure Starter 30'
1	1	P0100-001B	COUPLER, Male
2	1	A10420A-360	HOSE ASSEMBLY, 1/2 x 360
3*	1	009812P01	COUPLER, Hi-Pressure 1/2 NPT
4*	1	005135P00	COUPLER, 1/2
5*	1	005134P00	COUPLER, Male 1/2
6*	1	P0085-113	ORING
7*	1	009808P00	CAP, Female

* Included in IJS Coupler Assembly, 005133A02. Refer to this section for parts information.

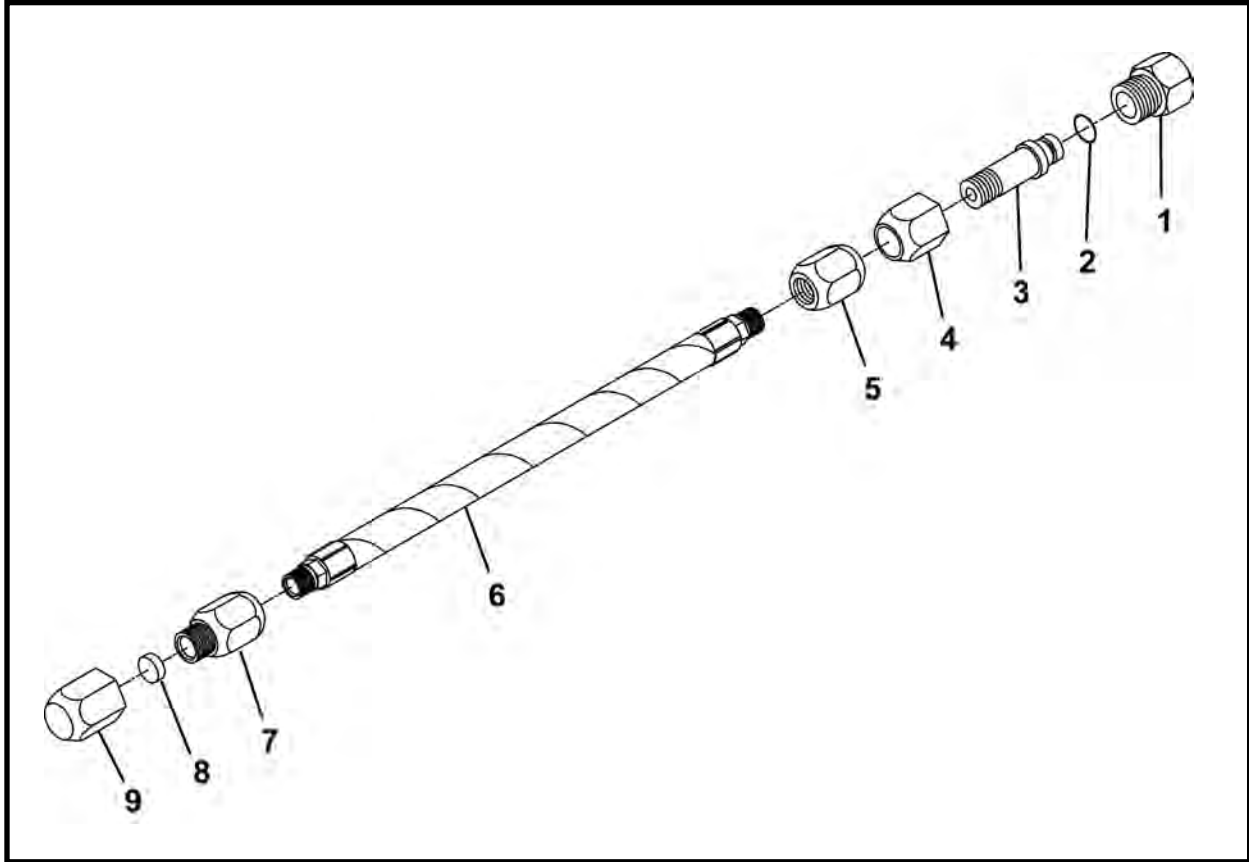
STARTER (RETURN) HOSE, LOW PRESSURE 30', F09803F01



ITEM	QTY	PART NO.	DESCRIPTION
0	1	F09803F01	HOSE, Low Pressure Starter (Return) 30'
1	1	P0417-003	CAP, Hex Pipe 1/2
2	1	A10320A-360	HOSE ASSEMBLY, 1/2 x 360
3*	1	009809P00	COUPLER, Female 1/2
4*	1	007085P00	PLUG, Coupler 1 OD
5*	1	009811P01	CAP, Male

* Included in IJS Coupler Assembly, 005133A02. Refer to this section for parts information.

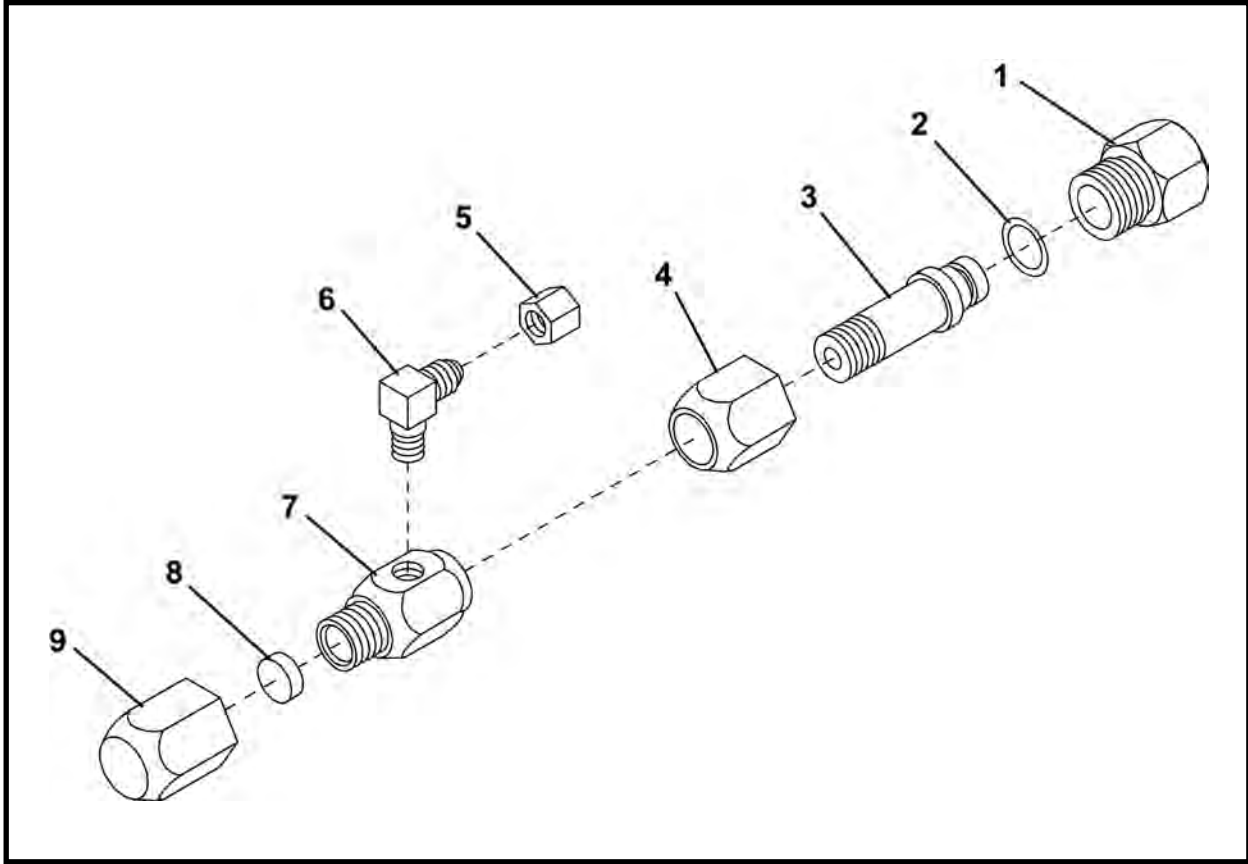
IJS TUNNEL LINE 10' 6", F09800F00



ITEM	QTY	PART NO.	DESCRIPTION
0	1	F09800F00	IJS TUNNEL LINE 10' 6"
1*	1	009808P00	CAP, Female
2*	1	P0085-113	ORING
3*	1	005134P00	COUPLER, Male
4*	1	005135P00	COUPLER
5*	1	009812P01	COUPLER, High Pressure
6	1	009806P00	PIPE
7*	1	009809P00	COUPLER, Female
8*	1	007085P00	PLUG, Coupler
9*	1	009811P01	CAP, Male

* Included in IJS Coupler Assembly, 005133A02. Refer to this section for parts information.

TEE CONNECTOR, F09804F00



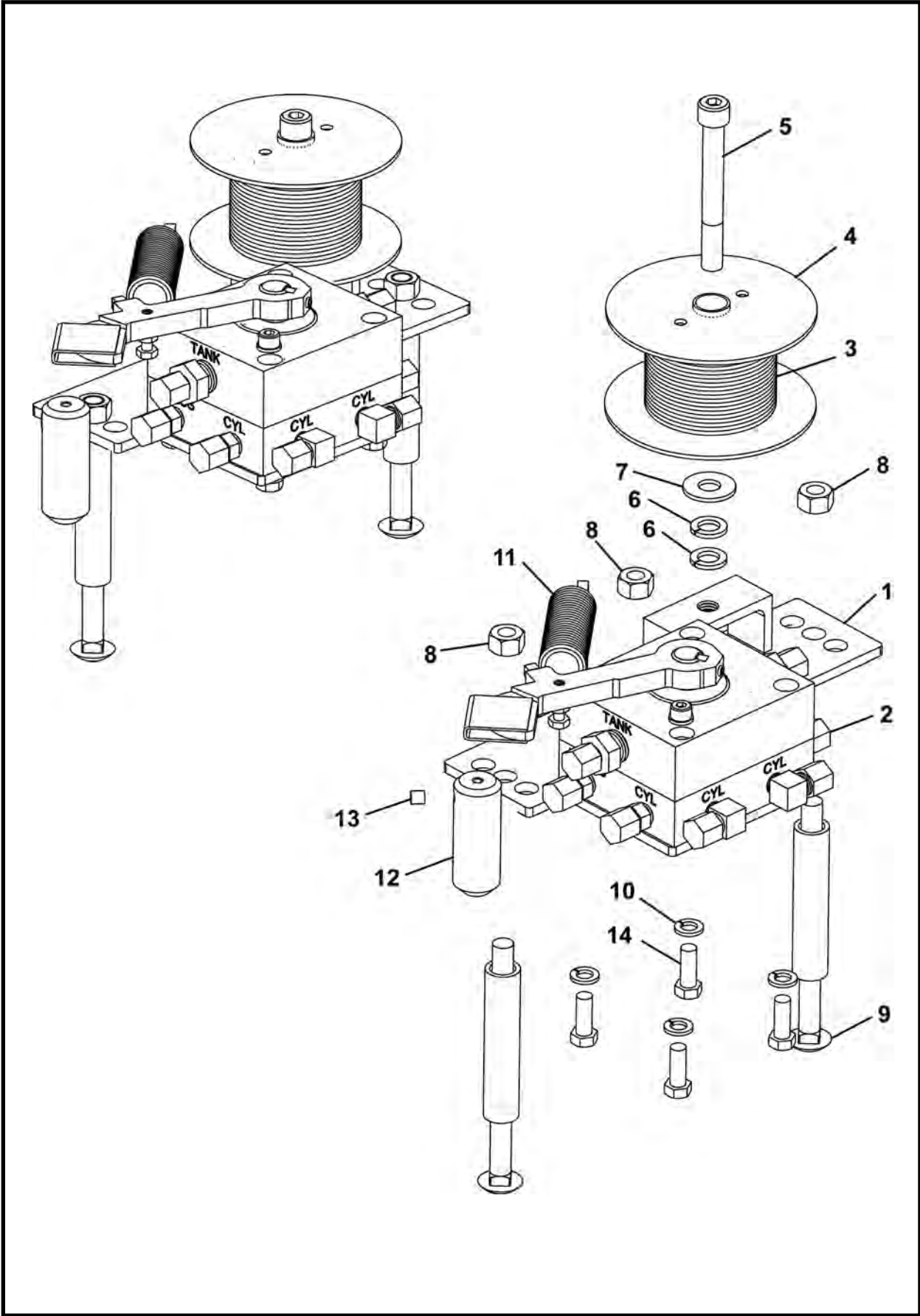
ITEM	QTY	PART NO.	DESCRIPTION
0	1	F09804F00	TEE CONNECTOR
1*	1	009808P00	CAP, Female
2*	1	P0085-113	ORING
3*	1	005134P00	COUPLER, Male
4*	1	005135P00	COUPLER, 1/2
5	1	P0300-126	CAP, 06FJ
6	1	P0300-125	FITTING, 06MJ-04MP90
7	1	009810P00	COUPLER, Female
8*	1	007085P00	PLUG, Coupler Cap
9*	1	009811P01	CAP, Male

NOTE: Two connectors required per jack station.

* Included in IJS Coupler Assembly, 005133A02. Refer to this section for parts information.

NOTES

IJS VALVE (With Cable), F04908F01



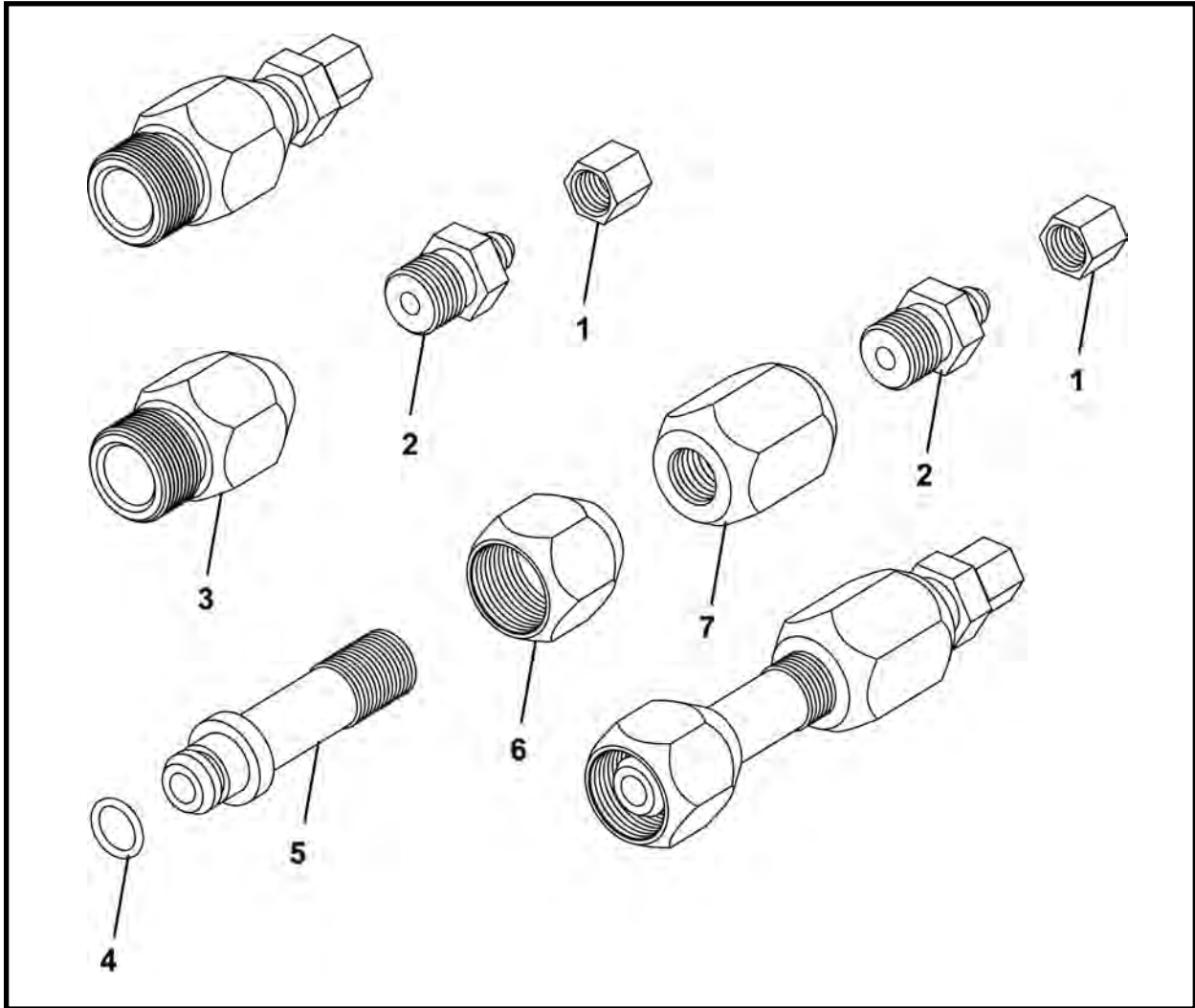
IJS VALVE (With Cable), F04908F01

ITEM	QTY	PART NO.	DESCRIPTION
0	1	F04908F01	IJS VALVE (With Cable)
1	1	005764A00	PLATE ASSEMBLY
2*	1	004725A00	VALVE
3	7200 LI	P0075-001	CABLE
4	1	002373A00	SPOOL ASSEMBLY
5	1	P0031-08-016	SCREW, Socket Head Cap 1/2 UNC x 4
6	2	P0043-008	WASHER, Spring 1/2
7	1	P0040-008	WASHER, Hardened Flat 1/2
8	3	P0003-08-000	NUT, 1/2 UNC
9	2	P0026-011	BOLT, Carriage 1/2 x 6.5
10	4	P0045-006	WASHER, Lock 3/8
11	1	P0070-031	SPRING
12	1	001335P00	WEIGHT, Valve
13	1	P0033-05-004	SCREW, Socket Set 5/16 x .25
14	4	P0001-06-004	BOLT, Hex 3/8 UNC x 1

* Refer to Section 7, Valves for parts information.

LI - Linear Inch

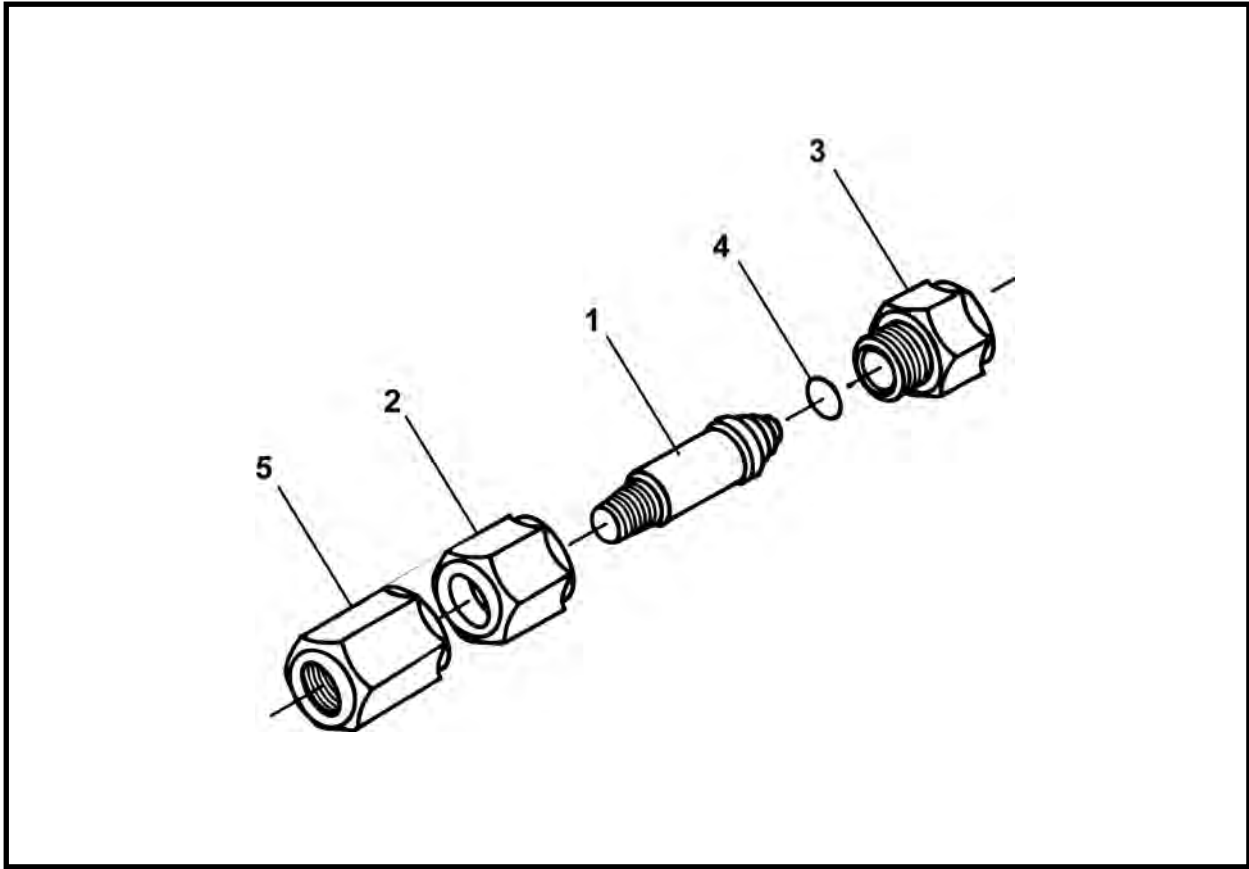
IJS STARTER CONNECTION, F09805F00



ITEM	QTY	PART NO.	DESCRIPTION
0	1	F09805F00	STARTER CONNECTION
1	2	P0300-126	CAP, 06FJ
2	2	P0300-120	FITTING, 06MJ-08MP
3*	1	009809P00	COUPLER, Female
4*	1	P0085-113	ORING
5*	1	005134P00	COUPLER, Male
6*	1	005135P00	COUPLER
7*	1	009812P01	COUPLER, High Pressure

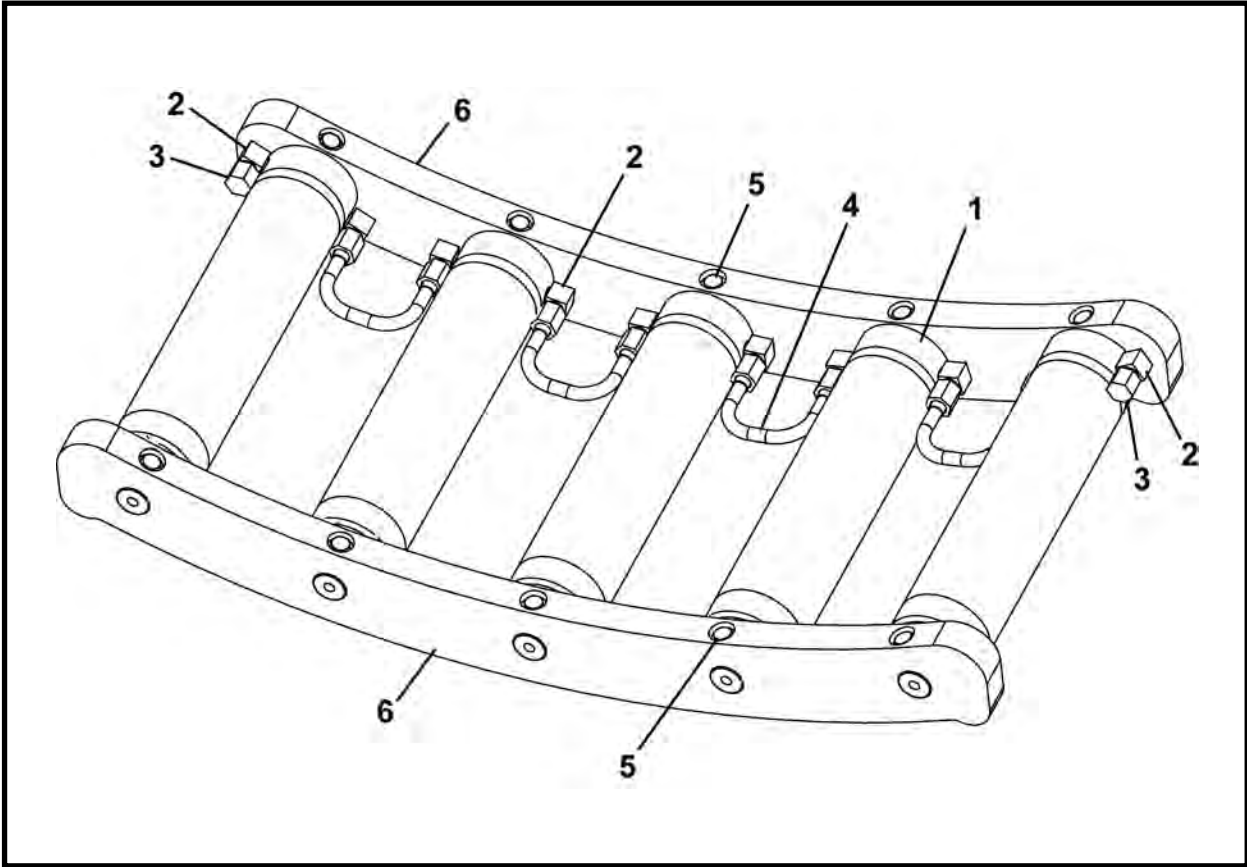
* Included in IJS Coupler Assembly, 005133A02. Refer to this section for parts information.

IJS COUPLER ASSEMBLY, 005133A02



ITEM	QTY	PART NO.	DESCRIPTION
0	1	005133A02	IJS COUPLER ASSEMBLY
1	1	005134P00	COUPLER, Male
2	1	005135P00	COUPLER
3	1	009809P00	COUPLER, Female
4	1	P0085-113	ORING
5	1	009812P01	COUPLER, High Pressure
6	1	009808P00	CAP, Female
7	1	007085P00	PLUG, Coupler
8	1	009811P01	CAP, Male

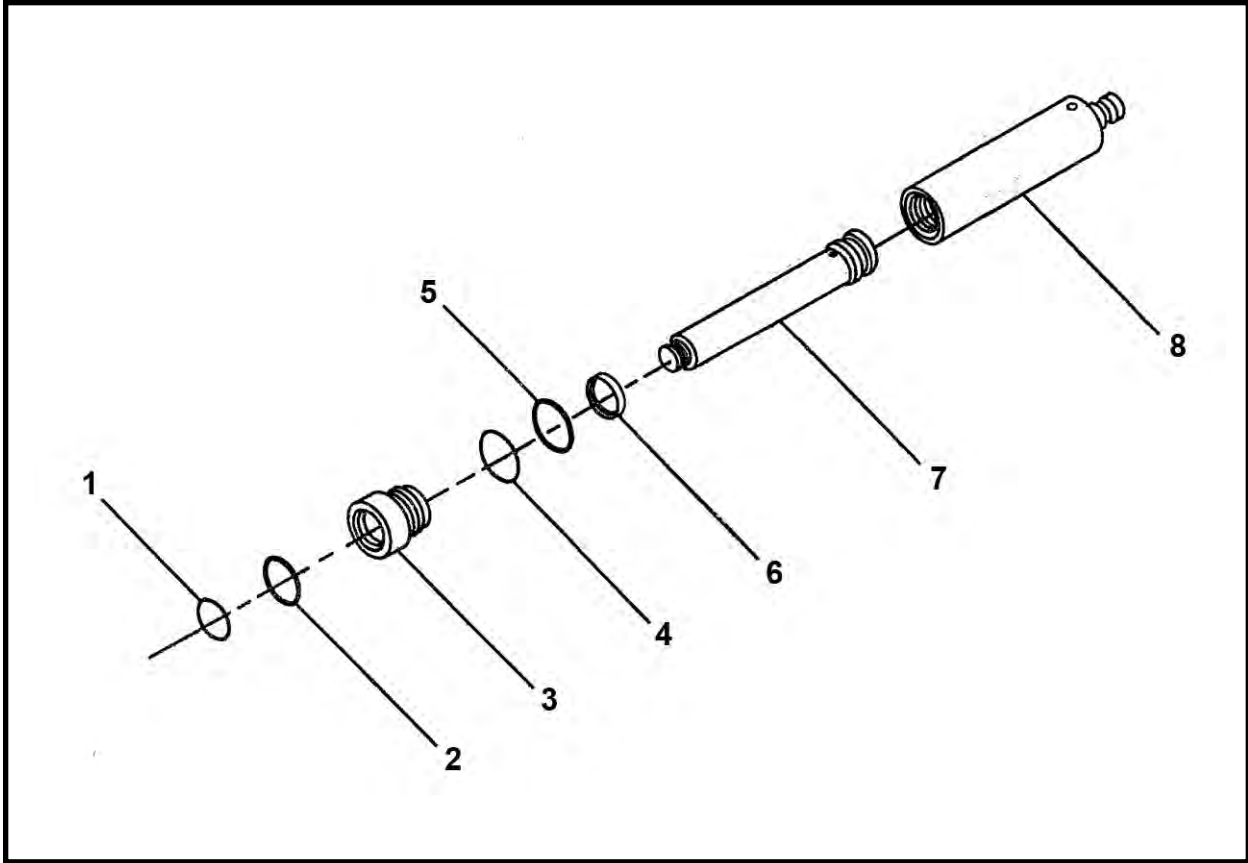
IJS SEGMENT ASSEMBLY



ITEM	QTY	PART NO.	DESCRIPTION
0.1	1	007298A00	IJS SEGMENT ASSEMBLY - 360
0.2	1	007299A00	IJS SEGMENT ASSEMBLY - 420/48SC
1*	5	F03531F02	CYLINDER, IJS
2	10	P0300-125	FITTING, 04MP-06MJ
3	2	P0300-126	CAP
4	4	001907A00	TUBE
5	10	P0001-05-003	BOLT, 5/16 UNC x .75
6.1	2	F01481F00	END IRONS, Plate - 360
6.2	2	F01480F00	END IRONS, Plate - 420/48SC

* Refer to this section for parts information.

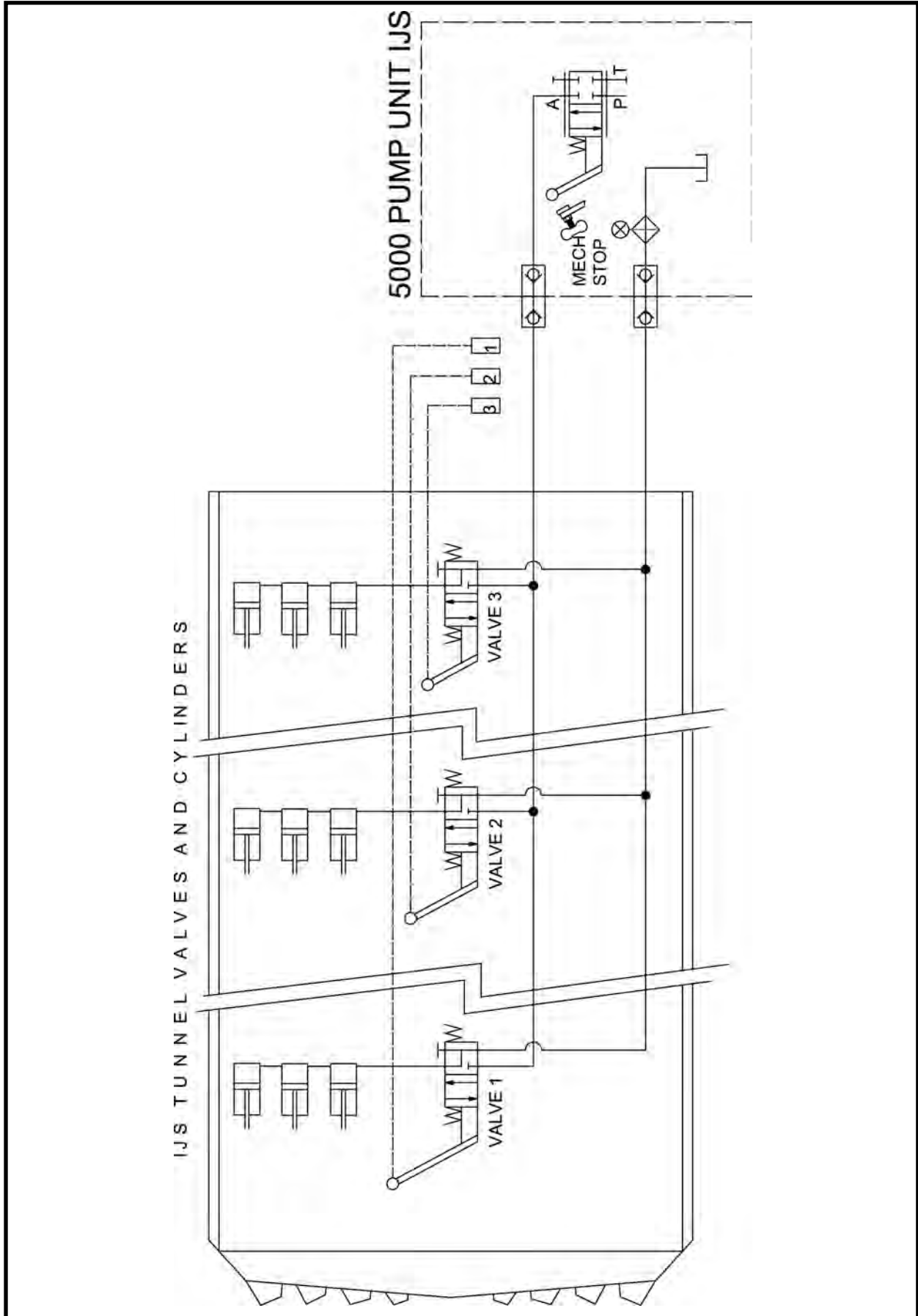
IJS CYLINDER, F03531F02



ITEM	QTY	PART NO.	DESCRIPTION
0	1	F03531F02	CYLINDER, IJS
1*	1	P0087-001	WIPER
2*	1	P0086-003	POLYSEAL
3	1	003095P02	CAP, End
4*	1	P0084-139	RING, Back-Up
5*	1	P0085-139	ORING
6*	1	P0088-002	RING, Wear
7	1	003348P02	SHAFT
8	1	003364A01	BARREL
9	REF	007344A00	KIT, Seal

* Included in item 9, 007344A00 Seal Kit.

INTERMEDIATE JACKING STATION HYDRAULIC SCHEMATIC





Alphabetical Index

A

Advance & dirt (torque) wing cylinders 10-2

B

Bell end ring assembly 3-35
 Belt conveyor 11-2
 Belt conveyor decals 2-4
 Bulkhead seal assembly 3-9
 Bulkhead seal & door assembly 3-8

C

Closed face 1-4
 Closed face assembly 3-41, 3-46
 Closed face control assembly 6-10
 Closed face cylinder 48SC 10-11
 Closed face cylinder 360 10-8
 Closed face cylinder 420 10-10
 Closed face cylinder 420-48SC 10-9
 Closed face lift eye decal 2-8
 Closed face mounting & weld assembly 3-42
 Closed face rotary hub hydraulic
 assembly 420 - 48SC 6-40
 Contents iii
 Control assembly, closed face 6-10
 Control valve hydraulics 6-30
 Control valve, tbm 7-7
 Conveyor - belt 1-5
 Conveyor, belt 11-2
 Conveyor control valve 7-5
 Conveyor drive control valve 7-3
 Conveyor drive motor 8-3
 Conveyor lift assembly 3-27
 Conveyor lift cylinder 10-4, 10-5
 Conveyor lift hydraulics 6-38
 Conveyor lift valve 7-8
 Conveyor safety valve hydraulics 6-26
 Conveyor - screw, general information 1-6
 Conveyor, screw 11-20
 Conveyor screw decals 2-5
 Conveyors / miscellaneous 11-1
 Conveyor valve hydraulics 360 6-24
 Conveyor valve hydraulics 420 - 48SC 6-25
 Coupler assembly 6-7, 6-8
 Coupler assembly, IJS 11-31
 Cutter bar assembly, quad carbide 3-40

C (continued)

Cutter head attachments 1-4
 Cylinder 48SC, closed face 10-11
 Cylinder 360, closed face 10-8
 Cylinder 420-48SC, closed face 10-9
 Cylinder 420, closed face 10-10
 Cylinder assembly, liner can 10-12, 10-13
 Cylinder, conveyor lift 10-4, 10-5
 Cylinder, IJS 10-14, 11-33
 Cylinder & link assembly, steering 3-32
 Cylinders 10-1
 Cylinders, advance & dirt (torque) wing 10-2
 Cylinder, steering 10-6, 10-7

D

Decal, closed face lift eye 2-8
 Decals 2-1
 Decals, belt conveyor 2-4
 Decals, head box 2-7
 Decals, laser light stand 2-6
 Decals, screw conveyor 2-5
 Dirt head, general information 1-4
 Dirt head assembly 3-36
 Dirt paddle assembly 3-16
 Dirt scoop assembly 3-15
 Dirt wing (ccw) assembly, hydraulic 3-31
 Dirt wing (cw) assembly, hydraulic 3-30
 Dirt wing drum assembly 3-29
 Dirt wing hydraulics 420 6-39
 Door assembly, bulkhead seal & 3-8
 Drive frame assembly 11-15
 Drive frame spoils guide assembly - left 11-16
 Drive frame spoils guide assembly - right 11-17
 Drive motor, conveyor 8-3
 Drive motor & roller assembly 11-18
 Drive motor, screw conveyor 8-4
 Drive motor, tbm 8-2
 Drum advance for motor assembly 3-24
 Drum advance hydraulics 360 6-32
 Drum advance hydraulics 420 - 48SC 6-34
 Drum advance standard assembly 3-18
 Drum assembly, dirt wing 3-29
 Drum assembly, mid 3-26
 Drum motor assembly option, inner 3-22
 Drum roller assembly 3-12, 3-13, 3-14

Alphabetical Index

E

Electrical	5-1
Electrical box assembly	5-10
Electrical box schematic	5-11
Electrical system assembly	5-2
Extension frame assembly	11-11
Extension light assembly	5-12

F

Feed frame assembly	11-4
Feed frame spoils guide assembly -	
left front	11-5
left rear	11-8
right front	11-6
right rear	11-9
Filter assembly	6-6
Filter hydraulics	6-22
Filter service assembly, hp tbm	6-23
Final assembly	3-3
Floor assembly	3-34
Flow control valve	7-4
Frame assembly, drive	11-15
Frame assembly, extension	11-11
Front drum & drive assembly	3-4
Front face assembly	3-48
Front face weldment	3-44
Front roller assembly	11-7

G

Gas challenge kit	5-6
Gas detector assembly	5-4, 5-5
Gas detector assembly schematic	5-8, 5-9
Gear ring assembly	3-10
General information	1-1
General information conveyor - belt	1-5
General information conveyor - screw	1-6
General information cutter head attachments ...	1-4
General information laser light stand	1-7
General information tbm control valve	1-3
General information, tunnel boring machine	1-2
Guide assembly - left, drive frame spoils	11-16
Guide assembly - left, short spoils	11-12
Guide assembly - right, drive frame spoils	11-17
Guide assembly - right, short spoils	11-13

H

Hardware specification	i
Head box decals	2-7
Horn - strobe assembly	5-3
Hp tbm filter service assembly	6-23
Hydraulic assembly 420 - 48SC, closed face	
rotary hub	6-40
Hydraulic assembly & schematic 360	6-12
Hydraulic assembly & schematic 420	6-14
Hydraulic assembly & schematic 48SC	6-16
Hydraulic dirt wing (ccw) assembly	3-31
Hydraulic dirt wing (cw) assembly	3-30
Hydraulic hose assembly, tbm	6-44

H (continued)

Hydraulic lines, tbm	6-45
Hydraulics	6-1
Hydraulics 360, conveyor valve	6-24
Hydraulics 360, drum advance	6-32
Hydraulics 420 - 48SC, conveyor valve	6-25
Hydraulics 420 - 48SC, drum advance	6-34
Hydraulics 420, dirt wing	6-39
Hydraulic schematic	6-4
Hydraulic schematic, IJS	11-34
Hydraulics, control valve	6-30
Hydraulics, conveyor lift	6-38
Hydraulics, conveyor safety valve	6-26
Hydraulics, filter	6-22
Hydraulics, motor manifold	6-36
Hydraulics, motor valve	6-20
Hydraulics, speed control	6-28
Hydraulics, steering	6-18
Hydraulic tunnel lines, tbm	6-43

I

Idler roller assembly	3-21, 11-14
Ijs control valve	7-10
Ijs coupler assembly	11-31
Ijs cylinder	10-14, 11-33
Ijs segment assembly	11-32
Ijs starter connection	11-30
Ijs tunnel line	11-25
Ijs valve	11-28
Information, general	1-1
Inner drum assembly	3-5
Inner drum motor assembly option	3-22
Inner drum weldment	3-6
Intermediate jacking station	11-22
IJS hydraulic schematic	11-34
Intermediate jacking station schematic	6-46
Introduction	i

K

Kit, gas challenge	5-6
--------------------------	-----

L

Laser light stand	1-7
Laser light stand	3-52, 3-53
Laser light stand decals	2-6
Light assembly, extension	5-12
Liner can cylinder assembly	10-12, 10-13
Link assembly, steering cylinder &	3-32

M

Measurements	i
Mid drum assembly	3-26
Miscellaneous / conveyors	11-1
Motor assembly	3-20
Motor assembly, drum advance for	3-24
Motor assembly option, inner drum	3-22
Motor, conveyor drive	8-3
Motor manifold hydraulics	6-36

M (continued)

Motor mount assembly 11-21
 Motors 8-1
 Motor, screw conveyor drive 8-4
 Motor, tbm drive 8-2
 Motor valve 7-2
 Motor valve hydraulics 6-20

O

Operator controls 4-1, 4-2
 Ordering, parts i

P

Paddle assembly, dirt 3-16
 Paddle assembly, rubber 3-50
 Parts ordering i
 Pumps 9-1

Q

Quad carbide bar head 1-4
 Quad carbide cutter bar assembly 3-40

R

Roller assembly, drum 3-12, 3-13, 3-14
 Roller assembly, front 11-7
 Roller assembly, idler 3-21, 11-14
 Roller assembly, thrust 3-19, 3-25
 Rotary hub assembly 3-45, 3-49
 Rubber paddle assembly 3-50

S

Sand head 1-4
 Sand head assembly 3-38
 Sand shelf assembly 3-39
 Schematic, electrical box 5-11
 Schematic, gas detector assembly 5-8, 5-9
 Schematic, hydraulic 6-4
 Schematic, hydraulic assembly &
 360 6-12
 420 6-14
 48SC 6-16
 Schematic, IJS 6-46
 Schematic, IJS 11-34
 Scoop assembly, dirt 3-15
 Screw conveyor 11-20
 Screw conveyor decals 2-5
 Screw conveyor drive motor 8-4
 Seal assembly, bulkhead 3-9
 Seat assembly 3-28
 Segment assembly, IJS 11-32
 Shelf assembly, sand 3-39
 Short spoils guide assembly - left 11-12
 Short spoils guide assembly - right 11-13
 Single/dual feed control valve 7-5
 Specification, hardware i
 Speed control hydraulics 6-28
 Stand, laser light 3-52, 3-53
 Starter connection, IJS 11-30

S (continued)

Starter hose, high pressure 11-23
 Starter (return) hose, low pressure 11-24
 Steering cylinder 10-6, 10-7
 Steering cylinder & link assembly 3-32
 Steering hydraulics 6-18
 Steering valve 7-6
 Strobe - horn assembly 5-3
 Structural 3-1
 System assembly, electrical 5-2

T

Tbm control valve 1-3
 Tbm control valve 7-7
 Tbm drive motor 8-2
 Tbm filter service assembly, hp 6-23
 Tbm hydraulic hose assembly 6-44
 Tbm hydraulic lines 6-45
 Tbm hydraulic tunnel lines 6-43
 Tee connector 11-26
 Thrust roller assembly 3-19, 3-25
 Tunnel boring machine, general information 1-2
 Tunnel line, IJS 11-25
 Tunnel lines, tbm hydraulic 6-43

V

Valve, conveyor control 7-5
 Valve, conveyor drive control 7-3
 Valve, conveyor lift 7-8
 Valve, flow control 7-4
 Valve, IJS 11-28
 Valve, IJS control 7-10
 Valve, motor 7-2
 Valves 7-1
 Valve, single/dual feed control 7-5
 Valve, steering 7-6
 Valve, tbm control 7-7

W

Wing (ccw) assembly, hydraulic dirt 3-31
 Wing (cw) assembly, hydraulic dirt 3-30
 Wing drum assembly, dirt 3-29

NOTES



Numerical Index

PART NO.	PAGE NO.	PART NO.	PAGE NO.	PART NO.	PAGE NO.
001081P00.....	11-14	001398P00.....	11-19	002517A00.....	3-5
001082P00.....	11-14	001399P00.....	11-18	002517A00.....	3-15
001083P00.....	11-14	001429A00.....	11-18	002617A01.....	6-5
001084P00.....	11-14	001496P00.....	11-4	002617A01.....	10-12
001086P00.....	11-14	001725P01.....	3-6	002624P00.....	3-16
001087P00.....	11-14	001810P02.....	3-34	002624P00.....	3-50
001151P01.....	3-10	001811P00.....	3-34	002624P00.....	11-4
001221P00.....	3-33	001887P00.....	3-18	002624P00.....	11-19
001229A01.....	3-21	001887P00.....	3-24	002673A00.....	3-36
001231A01.....	3-20	001892A00.....	3-33	002683A00.....	10-4
001231A01.....	3-21	001906A00.....	3-18	002684P00.....	10-4
001232A00.....	11-19	001906A00.....	3-24	002684P00.....	10-5
001233A00.....	11-19	001907A00.....	11-32	002691A00.....	3-27
001243P01.....	10-2	001922P01.....	3-21	002691A00.....	6-5
001245P00.....	10-2	001979P01.....	3-34	002691A00.....	10-4
001245P00.....	10-4	002082A01.....	3-12	002824A01.....	11-15
001245P00.....	10-5	002188A00.....	7-11	002839P02.....	3-6
001245P00.....	10-10	002203A00.....	3-34	002842A03.....	3-4
001245P00.....	10-11	002243P00.....	3-18	002844A01.....	3-5
001296A02.....	3-18	002243P00.....	3-24	002844A01.....	3-6
001296A02.....	3-19	002261A01.....	3-18	002852P00.....	3-33
001296A02.....	3-24	002261A01.....	3-24	002856P00.....	3-32
001296A02.....	3-25	002269P01.....	11-3	002856P00.....	10-6
001303P01.....	10-4	002269P01.....	11-20	002856P00.....	10-7
001303P01.....	10-5	002279P01.....	3-3	002859A01.....	10-6
001316P00.....	3-33	002279P01.....	3-3	002883P01.....	3-39
001320P00.....	3-20	002289A00.....	3-5	002892A00.....	3-36
001322P00.....	3-33	002289A00.....	3-5	002940A00.....	11-7
001328A00.....	3-18	002289A00.....	3-15	002941P00.....	11-7
001328A00.....	3-24	002303P00.....	3-33	002990A00.....	3-33
001335P00.....	11-29	002373A00.....	11-29	002995P04.....	3-20
001341A00.....	11-14	002386P01.....	11-7	003050P01.....	10-12

Numerical Index

PART NO.	PAGE NO.	PART NO.	PAGE NO.	PART NO.	PAGE NO.
003050P01.....	10-13	004646P01.....	3-39	005133A02.....	11-26
003051A00.....	10-12	004647P00.....	3-39	005133A02.....	11-30
003053P00.....	10-12	004648P00.....	3-39	005133A02.....	11-31
003054P00.....	10-12	004649P00.....	3-39	005134P00.....	11-23
003054P00.....	10-13	004650P00.....	3-39	005134P00.....	11-25
003095P02.....	10-14	004651P00.....	3-39	005134P00.....	11-26
003095P02.....	11-33	004652P00.....	3-39	005134P00.....	11-30
003348P02.....	10-14	004653P00.....	3-39	005134P00.....	11-31
003348P02.....	11-33	004654P00.....	3-39	005135P00.....	11-23
003364A01.....	10-14	004655P00.....	3-39	005135P00.....	11-25
003364A01.....	11-33	004666A00.....	3-6	005135P00.....	11-26
003640P00.....	3-33	004671P00.....	3-42	005135P00.....	11-30
003695A00.....	3-26	004722P00.....	7-11	005135P00.....	11-31
003695A00.....	3-28	004723P01.....	7-11	005152A00.....	10-4
003708A00.....	4-2	004724P00.....	7-11	005152A00.....	10-5
003708A00.....	6-5	004725A00.....	7-11	005279P02.....	6-24
003708A00.....	6-21	004725A00.....	11-29	005279P02.....	6-25
003708A00.....	7-2	004742A00.....	3-36	005348P00.....	6-8
003709P01.....	7-2	004750P01.....	3-36	005348P00.....	6-27
003710P00.....	7-2	004750P02.....	3-36	005348P00.....	6-44
003711P00.....	7-2	004750P03.....	3-36	005349A01.....	6-5
003712P00.....	7-2	004869A01.....	3-3	005349A01.....	6-8
003713P00.....	7-2	004869A01.....	3-38	005350P03.....	6-7
003714P00.....	7-2	004870A01.....	3-3	005350P03.....	6-8
003715P00.....	7-2	004870A01.....	3-36	005350P03.....	6-27
003836P00.....	7-2	004871A00.....	3-38	005350P03.....	6-44
003837P00.....	7-2	004872A02.....	3-38	005350P03.....	6-45
003842P01.....	7-11	004872A02.....	3-39	005373P00.....	3-39
003860P01.....	7-2	004899P00.....	6-7	005373P00.....	3-39
003924P00.....	3-6	004899P00.....	6-8	005374P00.....	3-39
004124P01.....	3-36	004899P00.....	6-27	005375P00.....	3-39
004124P01.....	3-40	004899P00.....	6-44	005376P00.....	3-39
004124P01.....	3-42	004900P00.....	6-7	005377P00.....	3-39
004500A04.....	6-5	004900P00.....	6-27	005378P00.....	3-39
004500A04.....	6-6	004901P01.....	6-7	005379P00.....	3-39
004544P00.....	11-21	004901P01.....	6-8	005380P00.....	3-39
004547P02.....	11-21	004901P01.....	6-27	005381P00.....	3-39
004642A01.....	3-3	004901P01.....	6-44	005384P00.....	3-39
004642A01.....	3-38	004902A00.....	6-5	005385P00.....	3-39
004643A00.....	3-38	004902A00.....	6-7	005436A00.....	11-4
004644A01.....	3-38	005133A02.....	11-23	005539A01.....	3-40
004645A02.....	3-38	005133A02.....	11-24	005763A00.....	7-11
004645A02.....	3-39	005133A02.....	11-25	005764A00.....	11-29

Numerical Index

PART NO.	PAGE NO.	PART NO.	PAGE NO.	PART NO.	PAGE NO.
006025A00.....	3-52	007085P00.....	11-26	007968A00.....	6-37
006025A00.....	3-53	007085P00.....	11-31	007968A00.....	6-37
006034A00.....	3-52	007086P00.....	6-7	008109P00.....	3-21
006039A00.....	3-52	007086P00.....	6-8	008190A00.....	6-6
006039A00.....	3-53	007086P00.....	6-27	008190A00.....	6-22
006040A00.....	3-52	007086P00.....	6-44	008190A00.....	6-23
006040A00.....	3-53	007086P00.....	6-45	008289A00.....	3-20
006044A00.....	3-52	007087P00.....	6-7	008639A00.....	3-4
006044A00.....	3-53	007087P00.....	6-8	008945P01.....	10-8
006047A00.....	3-52	007087P00.....	6-27	008945P01.....	10-9
006050A00.....	3-52	007087P00.....	6-44	009183P01.....	3-10
006050A00.....	3-53	007087P00.....	6-45	009196A00.....	3-4
006051P00.....	3-52	007104P.....	3-33	009196A00.....	3-22
006051P00.....	3-53	007104P.....	3-33	009211A01.....	3-5
006055P01.....	3-52	007140P00.....	11-21	009211A01.....	3-10
006055P01.....	3-53	007141P00.....	11-21	009212P00.....	3-10
006068A01.....	3-52	007142P00.....	11-21	009213P02.....	3-10
006069P00.....	3-52	007143P00.....	11-21	009354A01.....	3-3
006069P00.....	3-53	007149P.....	3-33	009354A01.....	3-40
006283A01.....	3-3	007158P00.....	3-32	009355A00.....	3-40
006283A01.....	3-38	007158P00.....	10-6	009392P00.....	3-6
006310P02.....	3-6	007185P00.....	6-5	009438A00.....	3-5
006321A01.....	3-36	007185P00.....	6-27	009438A00.....	3-10
006325A01.....	3-38	007190P.....	3-33	009439P00.....	3-10
006326A02.....	3-38	007193P01.....	6-37	009440P00.....	3-10
006326A02.....	3-39	007239P00.....	3-30	009806P00.....	11-25
006328P01.....	3-39	007239P00.....	3-31	009808P00.....	11-23
006329P00.....	3-39	007240P00.....	3-30	009808P00.....	11-25
006330P00.....	3-39	007240P00.....	3-31	009808P00.....	11-26
006331P00.....	3-39	007298A00.....	11-22	009808P00.....	11-31
006810P01.....	3-8	007298A00.....	11-32	009809P00.....	11-24
006825P01.....	3-18	007299A00.....	11-22	009809P00.....	11-25
006825P01.....	3-24	007299A00.....	11-32	009809P00.....	11-30
006909P00.....	6-21	007332P00.....	3-20	009809P00.....	11-31
006909P00.....	6-21	007344A00.....	10-14	009810P00.....	11-26
006909P00.....	6-21	007344A00.....	11-33	009811P01.....	11-24
007002P02.....	6-7	007407P00.....	10-6	009811P01.....	11-25
007002P02.....	6-8	007965A01.....	6-6	009811P01.....	11-26
007002P02.....	6-27	007966P01.....	6-6	009811P01.....	11-31
007002P02.....	6-44	007966P01.....	6-22	009812P01.....	11-23
007002P02.....	6-45	007966P01.....	6-23	009812P01.....	11-25
007085P00.....	11-24	007968A00.....	6-5	009812P01.....	11-30
007085P00.....	11-25	007968A00.....	6-37	009812P01.....	11-31

Numerical Index

PART NO.	PAGE NO.	PART NO.	PAGE NO.	PART NO.	PAGE NO.
009918A00.....	10-8	011704P00.....	10-7	014650A00.....	3-29
009918A00.....	10-9	011709A00.....	10-6	014650A00.....	3-29
009986P00.....	3-8	011709A00.....	10-7	014650A00.....	3-29
009986P00.....	3-8	011711A00.....	10-6	014651A00.....	3-29
009986P00.....	3-8	011711A00.....	10-7	014652A00.....	3-29
009987P00.....	3-8	011713P00.....	10-6	015027P00.....	3-42
009987P00.....	3-8	011713P00.....	10-7	015027P00.....	3-42
010161P00.....	3-34	011720A00.....	6-5	015027P00.....	3-42
010350A00.....	3-3	011720A00.....	10-13	015028P00.....	3-42
010514A00.....	3-40	011721A00.....	10-13	015028P00.....	3-42
010515A00.....	3-3	011723P00.....	10-13	015028P00.....	3-42
010515A00.....	3-40	011805P00.....	3-14	015053A.....	10-8
010737A02.....	3-18	011807P00.....	3-6	015085A.....	3-47
010740P01.....	3-19	011808P00.....	3-12	015085A.....	10-10
010740P01.....	3-25	011808P00.....	3-13	015086A.....	10-10
010741P00.....	3-19	011809P00.....	3-12	015088A.....	10-10
010741P00.....	3-25	011809P00.....	3-13	015090A.....	3-47
010742P00.....	3-24	011845A00.....	3-12	015090A.....	10-11
010744A02.....	3-24	011845A00.....	3-13	015091A.....	10-11
010747A00.....	3-18	011845A00.....	3-14	015093A.....	10-11
010747A00.....	3-24	011846P00.....	3-14	015098P.....	3-47
010747A00.....	3-30	012875P00.....	3-8	015098P.....	3-47
010747A00.....	3-31	013700A00.....	3-18	015099P.....	3-47
010747A00.....	6-5	013713A00.....	3-24	015099P.....	3-47
010747A00.....	10-2	013765P.....	3-4	015265A00.....	3-42
010748A00.....	10-2	013770P.....	3-4	015265A00.....	3-42
010748A00.....	10-11	013781P.....	3-4	015265A00.....	6-5
010749A00.....	7-2	013782P.....	3-4	015265A00.....	10-9
010864P00.....	10-2	013814A00.....	3-4	015266A00.....	10-9
010864P00.....	10-10	013814A00.....	3-20	015267A00.....	10-9
010864P00.....	10-11	013814A00.....	3-22	016400A.....	3-3
010865P00.....	10-2	014000A01.....	3-3	016400A.....	3-3
011555A00.....	3-29	014005P01.....	3-8	016400A.....	3-3
011555A00.....	3-30	014008P00.....	3-10	016400A.....	5-2
011556A00.....	3-29	014009P01.....	3-10	016401A.....	5-2
011556A00.....	3-31	014010A00.....	3-5	016401A.....	5-5
011557A00.....	3-30	014010A00.....	3-10	016402A.....	5-2
011558A00.....	3-31	014400A00.....	3-36	016402A.....	5-10
011561A01.....	3-30	014481P00.....	10-8	016403P.....	5-5
011561A01.....	3-31	014481P00.....	10-9	016404A.....	5-2
011586P01.....	3-30	014490P00.....	3-42	016404A.....	5-3
011586P01.....	3-31	014619P00.....	3-29	016405P.....	5-3
011704P00.....	10-6	014650A00.....	3-29	016406P.....	5-10

Numerical Index

PART NO.	PAGE NO.	PART NO.	PAGE NO.	PART NO.	PAGE NO.
016407P.....	5-4	019629A.....	3-33	020300A.....	3-27
016409A.....	5-2	019643A.....	3-8	020300A.....	10-5
016410A.....	5-2	019643A.....	3-9	020301A.....	3-32
016412P.....	5-10	019643A.....	11-20	020301A.....	10-7
016415A.....	5-2	019652A00.....	3-3	020305A.....	10-5
016415A.....	5-12	019652A00.....	3-4	020308A.....	10-7
016416A.....	5-2	019653A00.....	3-3	020309P.....	10-7
016416A.....	5-12	019653A00.....	3-26	020821A.....	3-5
016419A.....	5-2	019654A00.....	3-3	020821A.....	3-16
016420A.....	5-2	019654A00.....	3-29	020822P.....	3-16
016420A.....	5-4	019655A00.....	3-4	020823P.....	3-6
016422A.....	5-6	019657A00.....	3-4	020825A.....	3-5
016602P.....	3-46	019657A00.....	3-5	020825A.....	3-16
016603P.....	3-47	019658A00.....	3-5	020826P.....	3-16
016620P.....	3-47	019658A00.....	3-6	020827P.....	3-6
016621A.....	3-47	019659A00.....	3-3	020829A.....	3-5
016621A.....	3-48	019659A00.....	3-32	020829A.....	3-16
016625A.....	3-46	019660A01.....	3-26	020830P.....	3-16
016735A.....	3-47	019662A01.....	3-29	020831P.....	3-6
016735A.....	3-50	019681P00.....	3-6	020832P.....	3-6
016736P.....	3-50	019710A00.....	3-3	021681A.....	3-53
016737P.....	3-50	019710A00.....	3-41	021682A.....	3-53
018656A00.....	3-42	019711A00.....	3-41	021683A.....	3-53
018656A00.....	3-42	019711A00.....	3-42	021684A.....	3-53
018656A00.....	3-47	019712A00.....	3-42	022132A.....	3-5
018670A00.....	3-42	019713A00.....	3-42	022132A.....	3-13
018670A00.....	3-47	019713A00.....	3-44	022137P.....	3-6
018700A00.....	3-42	019716A00.....	3-41	022138P.....	3-6
018700A00.....	3-42	019720P00.....	3-44	022180A.....	3-13
018700A00.....	3-45	019730A00.....	3-40	022185P.....	3-6
018700A00.....	6-5	019740A.....	3-40	022186P.....	3-6
018717P01.....	3-42	019745A.....	3-3	022190A.....	3-6
018718P00.....	3-42	019745A.....	3-40	022831A.....	10-12
018718P00.....	3-47	019817P.....	3-9	022832A.....	10-13
019315A00.....	3-41	019818A00.....	3-6	022880P.....	3-36
019315A00.....	6-10	019818A00.....	3-8	022881P.....	3-36
019370A.....	3-35	019844P00.....	3-8	023521A00.....	11-20
019600A00.....	3-6	019850A.....	3-8	023522P00.....	11-20
019600A00.....	3-8	019850A.....	3-9	023524P00.....	11-20
019601P00.....	3-8	019850A.....	11-20	023534P00.....	5-3
019602P00.....	3-8	019899A.....	3-8	023540P00.....	11-20
019602P00.....	3-8	019899A.....	3-9	023541P00.....	11-20
019603P00.....	3-9	019899A.....	11-20	023542A.....	11-20

Numerical Index

PART NO.	PAGE NO.	PART NO.	PAGE NO.	PART NO.	PAGE NO.
023543A.....	11-20	023903A00.....	3-44	025326A00.....	3-41
023543A.....	11-21	023906A00.....	3-41	025326A00.....	3-42
023702A00.....	3-3	023951P00.....	3-44	025327A00.....	3-41
023702A00.....	3-4	023985P.....	3-48	025328A00.....	3-42
023703A00.....	3-3	023986A.....	3-47	025329A00.....	3-42
023703A00.....	3-26	023986A.....	6-41	025329A00.....	3-44
023704A00.....	3-3	023991A.....	3-47	025332A00.....	3-42
023704A00.....	3-29	023991A.....	3-48	025332A00.....	10-8
023705A00.....	3-4	023992P.....	3-47	025334A00.....	10-8
023705A00.....	3-5	023993P.....	3-46	025340A.....	3-3
023706A00.....	3-3	023994P.....	3-47	025340A.....	6-12
023706A00.....	3-32	023997A.....	3-46	025341A.....	6-12
023710A00.....	3-3	024115A00.....	3-40	025341A.....	6-21
023710A00.....	3-35	025043P.....	3-34	025342A.....	6-12
023711A00.....	3-4	025049P.....	3-34	025342A.....	6-24
023713A00.....	3-26	025291P.....	3-32	025344P.....	11-11
023714A00.....	3-29	025291P.....	10-6	025344P.....	11-15
023715A00.....	3-5	025292A.....	6-5	025348P.....	3-4
023715A00.....	3-6	025292A.....	10-6	025349P.....	3-4
023718A00.....	3-6	025292A00.....	3-32	025354P01.....	3-18
023718A00.....	3-8	025302A00.....	3-3	025354P01.....	3-24
023720A00.....	3-3	025302A00.....	3-4	025355P00.....	3-18
023720A00.....	3-34	025303A00.....	3-3	025355P00.....	3-24
023728P.....	3-34	025303A00.....	3-26	025356P00.....	3-18
023729P.....	3-34	025304A00.....	3-3	025356P00.....	3-24
023730P.....	3-34	025304A00.....	3-29	025364P00.....	3-33
023744P00.....	3-8	025306A00.....	3-26	025377A.....	3-3
023745P00.....	3-6	025307A00.....	3-29	025377A.....	3-35
023746P00.....	3-6	025309A00.....	3-4	025378P.....	3-34
023747P00.....	3-8	025309A00.....	3-5	025379P.....	3-34
023748P00.....	3-8	025310A00.....	3-3	025380P.....	3-34
023749P00.....	3-9	025310A00.....	3-32	025381P.....	3-34
023763P00.....	3-43	025311A00.....	3-33	025382A.....	6-12
023763P00.....	3-47	025312A00.....	3-33	025382A.....	6-19
023792P00.....	3-35	025314A00.....	3-3	025383P00.....	3-27
023793P.....	3-34	025314A00.....	3-34	025386P00.....	3-27
023794A.....	3-33	025315A00.....	3-26	025389P00.....	3-27
023900A00.....	3-3	025315A00.....	3-27	025391P00.....	3-27
023900A00.....	3-41	025316A01.....	3-27	025398P00.....	3-27
023901A00.....	3-41	025317A00.....	3-27	025400P00.....	3-42
023901A00.....	3-42	025318A01.....	3-27	025401P00.....	3-42
023902A00.....	3-42	025319A00.....	3-27	025402P00.....	3-44
023903A00.....	3-42	025321A00.....	3-40	025495A.....	3-33

Numerical Index

PART NO.	PAGE NO.	PART NO.	PAGE NO.	PART NO.	PAGE NO.
026137P.....	3-43	027140P00.....	11-5	027236P00.....	11-3
026140A.....	3-4	027140P00.....	11-6	027239P00.....	11-3
026140A.....	3-18	027142P.....	11-3	027240P00.....	11-7
026145A.....	3-4	027143P.....	11-3	027243P00.....	11-7
026145A.....	3-24	027156P.....	11-6	027245P00.....	11-11
026205A.....	3-3	027201A00.....	11-15	027245P00.....	11-15
026205A.....	3-34	027202A00.....	11-4	027246P00.....	11-4
026206P.....	3-34	027203A00.....	11-11	027247P00.....	11-16
026207P.....	3-34	027204A00.....	11-15	027247P00.....	11-17
026208P.....	3-34	027204A00.....	11-18	027248P00.....	11-5
026209P.....	3-34	027205A00.....	11-19	027248P00.....	11-6
026317A.....	3-47	027206A00.....	11-18	027249P00.....	11-8
026317A.....	3-48	027207A00.....	11-4	027249P00.....	11-9
026317A.....	3-48	027207A00.....	11-7	027249P00.....	11-12
026435A.....	3-5	027208A00.....	11-3	027249P00.....	11-13
026435A.....	3-12	027209A00.....	11-3	027265A00.....	11-4
026580A00.....	3-3	027211A00.....	11-3	027265A00.....	11-8
026580A00.....	6-5	027211A00.....	11-14	027266A00.....	11-4
026907P.....	3-43	027212A00.....	11-3	027266A00.....	11-9
026909P.....	3-43	027212A00.....	11-15	027267A00.....	11-11
027109A00.....	11-7	027213A00.....	11-3	027267A00.....	11-13
027130P00.....	11-7	027213A00.....	11-4	027351A00.....	11-15
027131A00.....	11-15	027214A00.....	11-3	027352A00.....	11-4
027131A00.....	11-16	027214A00.....	11-11	027353A00.....	11-11
027132P00.....	11-16	027216P00.....	11-5	027354A00.....	11-15
027132P00.....	11-17	027216P00.....	11-6	027354A00.....	11-18
027133P00.....	11-16	027216P00.....	11-8	027355A00.....	11-19
027133P00.....	11-17	027216P00.....	11-9	027356A00.....	11-18
027134A00.....	11-11	027216P00.....	11-12	027357A00.....	11-4
027134A00.....	11-12	027216P00.....	11-13	027357A00.....	11-7
027135P00.....	11-8	027217P00.....	11-8	027358A00.....	11-3
027135P00.....	11-9	027217P00.....	11-9	027359A00.....	11-3
027135P00.....	11-12	027217P00.....	11-12	027361A00.....	11-3
027135P00.....	11-13	027217P00.....	11-13	027361A00.....	11-14
027136P00.....	11-8	027218P00.....	11-16	027362A00.....	11-3
027136P00.....	11-9	027218P00.....	11-17	027362A00.....	11-15
027136P00.....	11-12	027219A00.....	11-15	027363A00.....	11-3
027136P00.....	11-13	027219A00.....	11-17	027363A00.....	11-4
027137A00.....	11-4	027220A00.....	11-3	027364A00.....	11-3
027137A00.....	11-5	027221A00.....	11-4	027364A00.....	11-11
027138P00.....	11-5	027221A00.....	11-6	027370A00.....	11-3
027139P00.....	11-5	027233P00.....	11-19	027383P00.....	11-19
027139P00.....	11-6	027235P00.....	11-19	027385P00.....	11-19

Numerical Index

PART NO.	PAGE NO.	PART NO.	PAGE NO.	PART NO.	PAGE NO.
027386A00.....	11-3	030064A.....	3-20	030175A.....	6-16
027389P00.....	11-3	030064A.....	3-22	030175A.....	6-27
027390P00.....	11-7	030064A.....	6-14	030176A.....	6-12
027393P00.....	11-7	030065A.....	6-14	030176A.....	6-16
027395P00.....	11-11	030065A.....	6-22	030176A.....	6-22
027395P00.....	11-15	030066A.....	6-25	030177A.....	6-12
027396P00.....	11-4	030066A.....	6-14	030177A.....	6-16
027509A.....	3-47	030067A.....	6-14	030177A.....	6-29
027558P.....	3-47	030067A.....	6-27	030178A.....	6-16
027562A.....	3-45	030068A.....	6-14	030178A.....	6-38
027562A.....	3-47	030068A.....	6-37	030179A.....	6-12
027562A.....	3-49	030069A.....	6-14	030179A.....	6-16
027563P.....	3-49	030069A.....	6-29	030179A.....	6-30
027564P.....	3-49	030070A.....	6-14	030180A.....	6-16
029909A.....	6-22	030070A.....	6-38	030180A.....	6-35
029909A.....	6-23	030071A.....	6-14	030183P.....	6-27
029913P.....	6-39	030071A.....	6-30	030184P.....	6-27
029948A.....	3-3	030072A.....	6-35	030190A.....	6-16
029948A.....	6-16	030072A.....	6-14	030190A.....	6-25
029949P.....	6-19	030073P.....	6-37	030265A.....	6-21
029949P.....	6-33	030074P.....	6-27	030266P.....	6-21
029949P.....	6-35	030077P.....	6-27	030267A.....	6-29
029949P.....	6-35	030078P.....	6-29	030269P.....	6-37
029995A.....	6-22	030079P.....	6-37	030270A.....	6-16
029995A.....	6-23	030085A.....	6-21	030270A.....	6-37
029996P.....	6-29	030086P.....	6-21	030315A.....	3-36
029997P.....	6-27	030087P.....	6-22	030328A.....	3-3
029998P.....	6-38	030088P.....	6-29	030328A.....	3-36
029999P.....	6-29	030089P.....	6-30	030330P.....	3-36
030027P.....	6-21	030090P.....	6-22	030331A.....	3-3
030056P.....	6-19	030091P.....	6-30	030331A.....	3-36
030057P.....	6-27	030092P.....	6-29	030332P.....	3-36
030058P.....	6-27	030096P.....	6-37	030442A.....	6-22
030059P.....	6-27	030097A.....	6-29	030503A.....	6-12
030060A.....	3-3	030098A.....	6-29	030503A.....	6-37
030060A.....	6-14	030099A.....	6-29	030504A.....	6-12
030061A.....	6-14	030109P.....	6-27	030504A.....	6-33
030061A.....	6-19	030156P.....	6-30	030519A.....	6-12
030062A.....	6-14	030164A.....	6-16	030519A.....	6-38
030062A.....	6-39	030164A.....	6-21	030560A.....	3-34
030063A.....	6-14	030166A.....	6-16	1250-004.....	2-3
030063A.....	6-21	030166A.....	6-19	1250-004.....	2-4
030064A.....	3-4	030175A.....	6-12	1250-004.....	2-5

Numerical Index

PART NO.	PAGE NO.	PART NO.	PAGE NO.	PART NO.	PAGE NO.
1250-006	2-3	1251-313	2-3	A10311A-056	6-38
1250-007	2-3	1251-320	2-3	A10311A-060	6-19
1250-028	2-3	1251-325	2-3	A10311A-068	6-19
1250-029	2-3	1251-368	2-3	A10311A-070	6-19
1250-030	2-3	1251-374	2-8	A10311A-070	6-37
1250-031	2-3	40000-16	2-3	A10311A-075	6-37
1250-098	2-3	A09952A-018	6-37	A10311A-090	6-41
1250-098	2-4	A09952A-021	6-19	A10311A-xxx	11-22
1250-098	2-5	A09952A-023	6-19	A10313A-017	6-33
1250-098	2-6	A09952A-028	6-19	A10313A-017	6-35
1250-098	2-7	A10074A-008	6-37	A10313A-023	6-33
1250-470	2-3	A10094A-090	6-43	A10313A-023	6-35
1250-471	2-3	A10311A-012	6-37	A10313A-027	6-33
1250-474	2-3	A10311A-014	6-19	A10313A-027	6-35
1250-475	2-3	A10311A-017	6-19	A10313A-040	6-33
1250-478	2-3	A10311A-017	6-39	A10313A-040	6-35
1250-480	2-3	A10311A-020	6-37	A10313A-042	6-35
1250-532a	2-3	A10311A-021	6-41	A10313A-045	6-33
1250-544	2-3	A10311A-022	6-39	A10313A-045	6-35
1250-544	2-4	A10311A-023	6-33	A10313A-047	6-35
1250-544	2-5	A10311A-023	6-35	A10313A-055	6-35
1250-544	2-6	A10311A-023	6-35	A10313A-057	6-35
1250-544	2-7	A10311A-025	3-22	A10313A-060	6-35
1250-559	2-3	A10311A-026	6-29	A10313A-062	6-35
1250-562	2-3	A10311A-026	6-33	A10320A-046	6-24
1250-577	2-4	A10311A-026	6-35	A10320A-048	6-24
1250-577	2-5	A10311A-028	6-29	A10320A-048	6-25
1250-581	2-3	A10311A-031	6-29	A10320A-048	6-25
1250-651	2-3	A10311A-031	6-39	A10320A-120	6-41
1250-652	2-3	A10311A-032	6-27	A10320A-132	11-3
1250-749	2-6	A10311A-032	6-38	A10320A-150	11-20
1250-750	2-4	A10311A-034	6-19	A10320A-360	11-24
1250-751	2-5	A10311A-037	6-41	A10330A-027	6-29
1250-837	2-3	A10311A-039	6-29	A10330A-027	6-37
1250-859	2-3	A10311A-040	6-38	A10330A-030	6-25
1251-200	2-3	A10311A-040	6-39	A10330A-030	6-37
1251-245	2-3	A10311A-042	6-38	A10330A-032	6-29
1251-246	2-4	A10311A-045	3-22	A10330A-032	6-37
1251-246	2-5	A10311A-050	6-38	A10330A-035	6-25
1251-246	2-6	A10311A-051	6-38	A10330A-037	6-24
1251-246	2-7	A10311A-052	6-38	A10330A-038	6-37
1251-295	2-3	A10311A-055	6-38	A10330A-039	3-22
1251-312	2-3	A10311A-056	6-19	A10330A-042	3-22

Numerical Index

PART NO.	PAGE NO.	PART NO.	PAGE NO.	PART NO.	PAGE NO.
A10330A-047	6-37	F19650F00	3-3	P0001-05-003	11-21
A10330A-070	6-27	F21675F	3-53	P0001-05-003	11-32
A10340A-034	6-21	F23520F00	11-20	P0001-05-004	3-42
A10340A-037	6-21	F23700F00	3-3	P0001-05-004	3-47
A10340A-042	6-21	F23990F	3-3	P0001-05-009	6-19
A10340A-044	6-21	F23990F	3-46	P0001-05-009	6-33
A10340A-118	6-27	F25300F00	3-3	P0001-05-009	6-35
A10340A-121	6-27	F25325F00	3-3	P0001-05-009	6-39
A10350A-043	6-27	F25325F00	3-41	P0001-06-002	5-3
A10350A-113	6-27	F27200F00	11-3	P0001-06-002	5-5
A10350A-124	6-27	F27350F00	11-3	P0001-06-002	6-27
A10350A-124	6-27	P0001-04-002	3-53	P0001-06-002	6-30
A10350A-240	6-44	P0001-04-002	5-3	P0001-06-002	11-11
A10350A-420	6-44	P0001-04-002	6-22	P0001-06-003	3-13
A10420A-360	11-23	P0001-04-003	5-4	P0001-06-003	3-15
F01480F00	11-32	P0001-04-003	6-21	P0001-06-003	3-20
F01481F00	11-32	P0001-04-003	11-3	P0001-06-003	3-27
F03531F02	10-14	P0001-04-003	11-4	P0001-06-003	3-34
F03531F02	11-32	P0001-04-003	11-5	P0001-06-003	3-43
F03531F02	11-33	P0001-04-003	11-6	P0001-06-003	6-30
F04908F01	11-22	P0001-04-003	11-8	P0001-06-003	11-3
F04908F01	11-29	P0001-04-003	11-9	P0001-06-003	11-7
F05866F00	3-52	P0001-04-003	11-11	P0001-06-003	11-15
F09800F00	11-22	P0001-04-003	11-12	P0001-06-003	11-19
F09800F00	11-25	P0001-04-003	11-13	P0001-06-004	3-8
F09802F01	11-22	P0001-04-003	11-15	P0001-06-004	3-9
F09802F01	11-23	P0001-04-003	11-16	P0001-06-004	3-12
F09803F01	11-22	P0001-04-003	11-17	P0001-06-004	3-13
F09803F01	11-24	P0001-04-004	3-16	P0001-06-004	3-27
F09804F00	11-22	P0001-04-004	3-50	P0001-06-004	3-34
F09804F00	11-26	P0001-04-005	11-19	P0001-06-004	11-3
F09805F00	11-22	P0001-04-007	6-37	P0001-06-004	11-20
F09805F00	11-30	P0001-04-007	6-38	P0001-06-004	11-21
F13325F00	6-43	P0001-04-010	6-27	P0001-06-004	11-29
F13325F00	6-45	P0001-04-010	11-3	P0001-06-005	6-21
F13326F00	6-43	P0001-04-014	6-24	P0001-06-005	11-11
F13326F00	6-45	P0001-04-014	6-25	P0001-06-005	11-15
F13597F00	6-43	P0001-05-002	6-19	P0001-06-006	3-41
F13597F00	6-44	P0001-05-003	3-36	P0001-06-006	7-2
F13598F00	6-43	P0001-05-003	3-38	P0001-06-008	11-3
F13598F00	6-44	P0001-05-003	3-40	P0001-06-008	11-3
F16600F	3-3	P0001-05-003	3-43	P0001-06-020	6-37
F16600F	3-46	P0001-05-003	11-20	P0001-07-004	11-3

Numerical Index

PART NO.	PAGE NO.	PART NO.	PAGE NO.	PART NO.	PAGE NO.
P0001-07-004	11-3	P0001-12-014	3-43	P0008-12-000	3-21
P0001-07-010	3-30	P0001-12-018	3-3	P0008-16-000	3-27
P0001-07-010	3-31	P0002-08-004	3-20	P0011-004B	11-5
P0001-08-003	3-52	P0003-04-000	3-16	P0011-004B	11-6
P0001-08-003	3-53	P0003-04-000	3-50	P0011-004B	11-8
P0001-08-004	3-28	P0003-04-000	3-53	P0011-004B	11-9
P0001-08-004	3-29	P0003-04-000	6-27	P0011-004B	11-12
P0001-08-004	3-36	P0003-04-000	11-3	P0011-004B	11-13
P0001-08-005	3-18	P0003-05-000	6-29	P0011-004B	11-16
P0001-08-005	3-24	P0003-05-000	11-3	P0011-004B	11-17
P0001-08-005	3-33	P0003-05-000	11-20	P0011-006A	5-3
P0001-08-005	3-52	P0003-06-000	3-8	P0011-006A	5-5
P0001-08-005	6-22	P0003-06-000	3-9	P0011-006A	6-27
P0001-08-006	3-20	P0003-06-000	3-34	P0011-006A	11-11
P0001-08-006	3-43	P0003-06-000	6-21	P0011-006A	11-15
P0001-08-006	3-47	P0003-06-000	6-37	P0013-08-000	3-10
P0001-08-006	3-53	P0003-06-000	11-3	P0015-08-000	3-30
P0001-08-007	3-20	P0003-07-000	3-30	P0015-08-000	3-31
P0001-08-007	3-52	P0003-07-000	3-31	P0017-08-323	5-3
P0001-08-007	3-53	P0003-07-000	11-18	P0017-10-324	5-5
P0001-08-008	3-44	P0003-08-000	3-52	P0020-14-203	3-20
P0001-08-008	3-48	P0003-08-000	3-53	P0023-500A-008	3-52
P0001-08-009	6-22	P0003-08-000	7-2	P0023-500A-008	3-53
P0001-08-009	6-23	P0003-08-000	11-29	P0024-001	6-21
P0001-08-010	6-6	P0003-10-000	3-20	P0024-007	3-27
P0001-08-016	11-20	P0003-12-000	3-3	P0026-011	11-29
P0001-10-005	3-38	P0003-12-000	3-36	P0030-06-004	3-42
P0001-10-006	3-38	P0003-12-000	3-39	P0030-06-004	3-43
P0001-10-008	3-39	P0003-12-000	3-40	P0030-06-004	3-47
P0001-10-010	3-20	P0003-12-000	3-43	P0030-08-005	3-33
P0001-12-006	3-35	P0003-24-000	3-33	P0031-03-375NC	5-10
P0001-12-006	3-36	P0004-12-000	3-21	P0031-05-002	7-11
P0001-12-006	3-40	P0004-14-000	3-18	P0031-05-013	6-29
P0001-12-006	3-43	P0004-14-000	3-24	P0031-06-003	11-18
P0001-12-009	3-3	P0004-14-000	3-27	P0031-06-006	7-11
P0001-12-010	3-36	P0004-14-000	3-30	P0031-07-007	3-24
P0001-12-010	3-40	P0004-14-000	3-31	P0031-07-007	11-18
P0001-12-010	10-12	P0004-14-000	10-2	P0031-08-006	11-21
P0001-12-010	10-13	P0007-06-000	11-4	P0031-08-016	11-29
P0001-12-011	3-39	P0007-06-000	11-11	P0031-08-022	3-47
P0001-12-012	3-40	P0007-12-000	3-27	P0031-08-024	3-43
P0001-12-014	3-36	P0007-12-000	3-36	P0031-10-020	3-47
P0001-12-014	3-40	P0007-16-000	3-24	P0031-12-010	3-48

Numerical Index

PART NO.	PAGE NO.	PART NO.	PAGE NO.	PART NO.	PAGE NO.
P0031-12-012	3-47	P0040-008	11-29	P0045-006	3-15
P0031-12-012	3-48	P0040-010	3-20	P0045-006	3-20
P0031-12-020	3-47	P0040-010	3-38	P0045-006	3-34
P0031-M3-010	5-10	P0040-010	3-39	P0045-006	3-41
P0033-04-006	10-12	P0040-012	3-3	P0045-006	3-43
P0033-04-006	10-13	P0040-012	3-36	P0045-006	5-3
P0033-05-004	11-29	P0040-012	3-39	P0045-006	5-5
P0033-05-008	3-33	P0040-012	3-40	P0045-006	6-27
P0033-05-008	11-18	P0040-012	3-43	P0045-006	6-30
P0033-06-016	10-6	P0040-014	3-18	P0045-006	6-37
P0033-10-024	3-3	P0040-014	3-24	P0045-006	11-7
P0034-06-008	3-8	P0040-014	3-30	P0045-006	11-14
P0034-06-012	11-4	P0040-014	3-31	P0045-006	11-19
P0034-12-014	3-36	P0040-014	10-2	P0045-006	11-20
P0040-004	3-16	P0040-016	3-27	P0045-006	11-21
P0040-004	3-50	P0043-008	11-29	P0045-006	11-29
P0040-004	6-37	P0045-004	3-16	P0045-007	11-7
P0040-004	11-3	P0045-004	3-16	P0045-007	11-18
P0040-004	11-4	P0045-004	3-47	P0045-008	3-18
P0040-004	11-5	P0045-004	3-50	P0045-008	3-20
P0040-004	11-6	P0045-004	5-3	P0045-008	3-24
P0040-004	11-8	P0045-004	5-4	P0045-008	3-28
P0040-004	11-9	P0045-004	6-21	P0045-008	3-33
P0040-004	11-15	P0045-004	6-22	P0045-008	3-43
P0040-004	11-16	P0045-004	6-24	P0045-008	3-44
P0040-004	11-17	P0045-004	6-25	P0045-008	3-47
P0040-005	6-19	P0045-004	6-27	P0045-008	3-48
P0040-005	6-19	P0045-004	6-37	P0045-008	3-52
P0040-005	11-21	P0045-004	6-38	P0045-008	6-6
P0040-006	3-8	P0045-004	11-11	P0045-008	6-22
P0040-006	3-9	P0045-004	11-12	P0045-008	11-20
P0040-006	11-3	P0045-004	11-13	P0045-008	11-21
P0040-006	11-7	P0045-004	11-19	P0045-010	3-38
P0040-006	11-11	P0045-005	3-42	P0045-012	3-3
P0040-006	11-14	P0045-005	6-19	P0045-012	3-36
P0040-006	11-15	P0045-005	6-29	P0045-012	3-40
P0040-006	11-19	P0045-005	6-33	P0045-012	3-43
P0040-007	3-30	P0045-005	6-35	P0045-012	10-12
P0040-007	3-31	P0045-005	11-20	P0045-012	10-13
P0040-007	11-3	P0045-005	11-21	P0045-014	3-27
P0040-007	11-18	P0045-006	3-8	P0046-005	7-11
P0040-008	3-30	P0045-006	3-12	P0046-008	3-43
P0040-008	3-31	P0045-006	3-13	P0046-008	3-47

Numerical Index

PART NO.	PAGE NO.	PART NO.	PAGE NO.	PART NO.	PAGE NO.
P0046-010.....	3-46	P0054-287.....	5-2	P0065-100.....	3-14
P0046-012.....	3-48	P0055-126.....	6-41	P0065-106.....	3-45
P0047-003.....	7-11	P0055-129.....	11-21	P0065-106.....	3-49
P0047-010.....	11-20	P0059-009.....	6-21	P0065-134.....	3-18
P0047-010.....	11-21	P0063-001.....	3-4	P0065-134.....	3-24
P0048-024.....	3-18	P0063-001.....	3-14	P0065-163.....	11-21
P0048-024.....	3-24	P0063-001.....	3-18	P0066-028.....	11-21
P0048-024.....	7-2	P0063-001.....	3-21	P0066-036.....	3-20
P0048-033.....	10-8	P0063-001.....	3-24	P0067-003.....	11-3
P0048-043.....	10-9	P0063-001.....	3-42	P0067-009.....	11-3
P0049-042.....	10-2	P0063-001.....	3-47	P0067-044.....	11-3
P0049-042.....	10-4	P0063-001.....	10-6	P0067-048.....	11-3
P0049-042.....	10-5	P0063-001.....	10-7	P0068-024.....	6-19
P0049-042.....	10-10	P0063-001.....	10-9	P0070-019.....	7-2
P0049-042.....	10-11	P0063-001.....	11-7	P0070-020.....	7-11
P0050-001.....	3-36	P0063-001.....	11-14	P0070-031.....	11-29
P0050-011.....	3-40	P0063-001.....	11-15	P0073-001.....	3-27
P0050-011.....	3-44	P0063-003.....	3-18	P0075-001.....	11-29
P0050-011.....	3-48	P0063-003.....	3-47	P0075-002-060.....	3-27
P0050-026.....	3-44	P0063-011.....	3-27	P0076-050.....	10-8
P0050-026.....	3-48	P0063-012.....	3-21	P0076-050.....	10-9
P0050-030.....	3-44	P0063-016.....	6-11	P0076-050.....	10-10
P0050-030.....	3-48	P0063-016.....	6-41	P0076-050.....	10-11
P0051-001.....	3-36	P0065-004.....	3-14	P0077-029.....	3-45
P0051-004.....	3-40	P0065-004.....	3-19	P0077-029.....	3-49
P0051-004.....	3-44	P0065-004.....	3-25	P0078-002.....	11-18
P0051-004.....	3-48	P0065-004.....	11-20	P0078-005.....	11-18
P0051-011.....	3-44	P0065-006.....	11-7	P0078-008.....	11-18
P0051-011.....	3-48	P0065-007.....	11-14	P0079-001.....	3-27
P0053-026.....	5-2	P0065-013.....	3-45	P0079-003.....	11-4
P0053-026.....	5-12	P0065-013.....	3-49	P0079-003.....	11-20
P0053-026.....	6-37	P0065-014.....	11-19	P0080-001.....	10-10
P0053-026A.....	5-2	P0065-017.....	11-3	P0080-001.....	10-11
P0053-026A.....	5-12	P0065-017.....	11-20	P0080-001.....	10-2
P0054-021.....	5-10	P0065-020.....	3-21	P0080-001.....	10-4
P0054-068.....	5-10	P0065-021.....	3-21	P0080-001.....	10-5
P0054-069.....	5-3	P0065-030.....	7-11	P0080-019.....	3-45
P0054-087.....	5-2	P0065-031.....	7-11	P0080-019.....	3-49
P0054-090.....	5-2	P0065-086.....	10-8	P0084-016.....	7-11
P0054-167A.....	5-2	P0065-086.....	10-9	P0084-123.....	6-7
P0054-167A.....	5-12	P0065-086.....	10-10	P0084-123.....	6-8
P0054-286.....	5-4	P0065-086.....	10-11	P0084-123.....	6-27
P0054-286.....	5-5	P0065-099.....	3-14	P0084-123.....	6-44

Numerical Index

PART NO.	PAGE NO.	PART NO.	PAGE NO.	PART NO.	PAGE NO.
P0084-123.....	6-45	P0085-156.....	6-23	P0087-001.....	7-2
P0084-139.....	10-14	P0085-214.....	3-18	P0087-001.....	10-14
P0084-139.....	11-33	P0085-214.....	3-24	P0087-001.....	11-33
P0084-156.....	6-6	P0085-218.....	3-14	P0087-004.....	10-6
P0084-156.....	6-22	P0085-218.....	3-18	P0087-004.....	10-7
P0084-156.....	6-23	P0085-218.....	3-24	P0087-004.....	10-8
P0084-224.....	10-2	P0085-224.....	10-2	P0087-004.....	10-9
P0084-224.....	10-4	P0085-224.....	10-4	P0087-004.....	10-12
P0084-224.....	10-5	P0085-224.....	10-5	P0087-004.....	10-13
P0084-224.....	10-10	P0085-224.....	10-10	P0088-002.....	10-14
P0084-224.....	10-11	P0085-224.....	10-11	P0088-002.....	11-33
P0084-234.....	10-8	P0085-234.....	10-8	P0088-012.....	3-33
P0084-234.....	10-9	P0085-234.....	10-9	P0088-025.....	3-32
P0084-426.....	10-6	P0085-328.....	3-32	P0088-028.....	3-32
P0084-426.....	10-7	P0085-328.....	7-2	P0088-045.....	3-32
P0085-016.....	7-11	P0085-328.....	10-6	P0090-004.....	3-52
P0085-028.....	11-20	P0085-330.....	7-2	P0090-004.....	3-53
P0085-032.....	7-11	P0085-340.....	7-11	P0090-005.....	3-32
P0085-113.....	11-23	P0085-426.....	10-6	P0090-005.....	10-6
P0085-113.....	11-25	P0085-426.....	10-7	P0090-005.....	10-7
P0085-113.....	11-26	P0085-C2.....	10-2	P0091-003.....	6-27
P0085-113.....	11-30	P0085-C2.....	10-10	P0094-003-030.....	11-3
P0085-113.....	11-31	P0085-C2.....	10-11	P0094-003-030.....	11-20
P0085-123.....	6-8	P0085-C3.....	10-8	P0094-004.....	6-27
P0085-123.....	6-27	P0085-C3.....	10-9	P0094-009-030.....	11-3
P0085-123.....	6-27	P0085-S1.....	10-12	P0098-009.....	11-3
P0085-123.....	6-44	P0085-S1.....	10-13	P0098-010.....	11-3
P0085-123.....	6-45	P0085-S14.....	3-42	P0098-010.....	11-20
P0085-123.....	6-7	P0086-001.....	10-2	P0100-001B.....	11-23
P0085-132.....	3-45	P0086-001.....	10-4	P0100-004A.....	6-5
P0085-132.....	3-49	P0086-001.....	10-5	P0100-004A.....	6-24
P0085-134.....	10-6	P0086-001.....	10-10	P0100-004A.....	6-25
P0085-134.....	10-7	P0086-001.....	10-11	P0100-004A.....	11-3
P0085-134.....	10-8	P0086-003.....	10-14	P0100-004A.....	11-20
P0085-134.....	10-9	P0086-003.....	11-33	P0100-004B.....	6-5
P0085-139.....	3-45	P0086-005.....	10-6	P0100-004B.....	6-24
P0085-139.....	3-49	P0086-005.....	10-7	P0100-004B.....	6-25
P0085-139.....	10-14	P0086-005.....	10-8	P0100-004B.....	11-3
P0085-139.....	11-33	P0086-005.....	10-9	P0100-004B.....	11-20
P0085-149.....	10-8	P0086-005.....	10-12	P0100-023.....	6-11
P0085-149.....	10-9	P0086-005.....	10-13	P0100-024.....	6-11
P0085-156.....	6-6	P0086-009.....	10-12	P0110-105-019.....	6-22
P0085-156.....	6-22	P0086-009.....	10-13	P0110-106.....	6-10

Numerical Index

PART NO.	PAGE NO.	PART NO.	PAGE NO.	PART NO.	PAGE NO.
P0110-106.....	6-41	P0300-051.....	6-21	P0300-123.....	6-35
P0251-197.....	5-4	P0300-051.....	6-27	P0300-123.....	6-41
P0251-197A.....	5-4	P0300-052.....	6-21	P0300-124.....	6-27
P0260-003.....	6-29	P0300-057.....	6-27	P0300-125.....	6-10
P0260-003.....	6-30	P0300-059.....	6-10	P0300-125.....	6-29
P0300-001.....	6-29	P0300-066.....	6-21	P0300-125.....	6-37
P0300-008.....	6-29	P0300-066.....	6-22	P0300-125.....	7-11
P0300-009.....	5-5	P0300-066.....	6-29	P0300-125.....	11-26
P0300-010.....	6-10	P0300-067.....	6-10	P0300-125.....	11-32
P0300-010.....	6-41	P0300-068.....	6-37	P0300-126.....	7-11
P0300-012.....	5-4	P0300-072.....	6-27	P0300-126.....	11-26
P0300-012.....	5-5	P0300-074.....	6-27	P0300-126.....	11-30
P0300-012.....	6-37	P0300-074.....	6-37	P0300-126.....	11-32
P0300-013.....	6-27	P0300-076.....	6-27	P0300-127.....	6-41
P0300-014.....	6-41	P0300-078.....	6-11	P0300-128.....	6-41
P0300-015.....	6-33	P0300-079.....	6-37	P0300-129.....	6-41
P0300-015.....	6-35	P0300-091.....	6-27	P0300-131.....	6-39
P0300-022.....	6-24	P0300-097.....	6-27	P0300-132.....	6-10
P0300-022.....	6-25	P0300-097.....	6-29	P0300-132.....	6-19
P0300-026.....	3-45	P0300-106.....	6-29	P0300-132.....	6-37
P0300-026.....	7-11	P0300-106.....	6-33	P0300-133.....	6-27
P0300-028.....	6-27	P0300-106.....	6-35	P0300-144.....	3-45
P0300-028.....	7-2	P0300-107.....	5-5	P0300-144.....	6-5
P0300-034.....	6-24	P0300-110.....	6-29	P0300-145.....	7-2
P0300-034.....	6-25	P0300-115.....	6-27	P0300-146.....	6-23
P0300-034.....	6-25	P0300-117.....	6-37	P0300-148.....	6-21
P0300-034.....	6-29	P0300-118.....	6-27	P0300-148.....	6-22
P0300-034.....	6-37	P0300-119.....	6-39	P0300-149.....	3-22
P0300-040.....	6-29	P0300-120.....	7-11	P0300-149.....	6-30
P0300-041.....	3-49	P0300-120.....	11-30	P0300-154.....	6-22
P0300-041.....	6-10	P0300-121.....	6-10	P0300-155.....	6-22
P0300-041.....	6-19	P0300-121.....	6-19	P0300-158.....	6-22
P0300-041.....	6-30	P0300-121.....	6-27	P0300-159.....	6-22
P0300-041.....	6-37	P0300-121.....	6-29	P0300-162.....	6-21
P0300-041.....	6-41	P0300-121.....	6-30	P0300-173.....	6-24
P0300-042.....	6-11	P0300-121.....	6-33	P0300-173.....	6-25
P0300-042.....	6-19	P0300-121.....	6-35	P0300-176.....	3-49
P0300-042.....	6-30	P0300-121.....	6-37	P0300-179.....	6-29
P0300-042.....	6-38	P0300-121.....	6-39	P0300-191.....	3-22
P0300-042.....	6-39	P0300-121.....	7-11	P0300-191.....	6-29
P0300-043.....	6-41	P0300-123.....	6-10	P0300-191.....	6-37
P0300-045.....	6-37	P0300-123.....	6-19	P0300-192.....	6-37
P0300-050.....	6-21	P0300-123.....	6-33	P0300-192.....	6-39

Numerical Index

PART NO.	PAGE NO.	PART NO.	PAGE NO.	PART NO.	PAGE NO.
P0300-198.....	11-21	P0302-112.....	4-2	P0304-107.....	8-2
P0300-209.....	6-37	P0302-112.....	6-5	P0304-107A.....	8-2
P0300-215.....	6-29	P0302-112.....	6-29	P0304-109.....	6-5
P0300-223.....	3-22	P0302-112.....	7-4	P0304-109.....	8-4
P0300-223.....	6-37	P0302-112A.....	7-4	P0304-109.....	11-21
P0300-224.....	3-49	P0302-112B.....	7-4	P0304-123.....	3-20
P0300-233.....	3-22	P0302-112C.....	7-4	P0304-123.....	6-5
P0300-233.....	6-37	P0302-113.....	4-2	P0304-123.....	8-2
P0300-245.....	6-37	P0302-113.....	6-5	P0304-127.....	8-2
P0300-269.....	6-10	P0302-113.....	6-21	P0304-157.....	6-5
P0300-269.....	6-38	P0302-113.....	6-27	P0304-157.....	8-3
P0300-280.....	6-30	P0302-113.....	7-5	P0304-157.....	11-19
P0300-280.....	6-37	P0302-113A.....	7-5	P0305-114A.....	11-21
P0300-280.....	6-38	P0302-113B.....	7-5	P0305-114C.....	11-21
P0300-315.....	6-35	P0302-118.....	4-2	P0309-121.....	6-5
P0300-355.....	6-33	P0302-118.....	6-5	P0309-121.....	6-6
P0300-355.....	6-35	P0302-118.....	6-19	P0309-121.....	6-22
P0300-390.....	6-39	P0302-118.....	7-6	P0309-121.....	6-23
P0300-415.....	6-22	P0302-118A.....	7-6	P0310-251.....	5-3
P0300-544.....	6-37	P0302-118B.....	7-6	P0310-266.....	5-6
P0300-679.....	6-33	P0302-118C.....	7-6	P0310-266A.....	5-6
P0300-679.....	6-35	P0302-118C.....	7-7	P0310-266B.....	5-6
P0300-777.....	6-29	P0302-118D.....	7-6	P0310-266C.....	5-6
P0301-100.....	6-5	P0302-118E.....	7-6	P0310-266D.....	5-6
P0301-100.....	6-29	P0302-118E.....	7-7	P0310-283A.....	5-5
P0301-100.....	6-30	P0302-118F.....	7-6	P0310-283B.....	5-4
P0301-108.....	6-5	P0302-154.....	6-5	P0310-283B.....	5-5
P0301-108.....	6-6	P0302-154.....	6-19	P0310-284D.....	5-5
P0301-108.....	6-22	P0302-154.....	6-39	P0310-284E.....	5-5
P0302-101.....	6-5	P0302-167.....	6-5	P0310-285A.....	5-10
P0302-101.....	6-37	P0302-167.....	6-37	P0310-286A.....	5-3
P0302-103.....	6-5	P0302-175A.....	6-5	P0310-286B.....	5-3
P0302-103.....	6-37	P0302-175B.....	6-5	P0310-287D.....	5-3
P0302-104.....	6-5	P0302-231.....	6-11	P0310-390A.....	5-10
P0302-104.....	6-33	P0302-260.....	4-2	P0310-390B.....	5-10
P0302-104.....	6-35	P0302-260.....	6-5	P0310-579.....	5-10
P0302-109.....	4-2	P0302-260.....	6-30	P0310-582.....	5-10
P0302-109.....	6-5	P0302-260.....	7-7	P0310-701.....	5-10
P0302-109.....	6-24	P0302-325.....	6-5	P0310-712.....	5-10
P0302-109.....	6-25	P0302-680.....	6-38	P0310-713.....	5-10
P0302-109.....	7-3	P0302-680.....	7-8	P0311-018.....	5-10
P0302-109A.....	7-3	P0302-680A.....	7-8	P0311-032.....	5-10
P0302-109B.....	7-3	P0302-680B.....	7-8	P0311-041.....	5-10

Numerical Index

PART NO.	PAGE NO.	PART NO.	PAGE NO.	PART NO.	PAGE NO.
P0311-121.....	5-3				
P0311-121.....	5-10				
P0313-044.....	5-10				
P0313-049.....	5-10				
P0400-001.....	6-11				
P0400-001.....	6-29				
P0400-001.....	6-30				
P0400-003.....	3-48				
P0400-005.....	6-7				
P0400-005.....	6-27				
P0400-006.....	6-21				
P0400-006.....	6-22				
P0400-006.....	6-29				
P0408-001.....	6-27				
P0408-001.....	6-29				
P0408-003.....	6-27				
P0408-003.....	6-27				
P0408-006.....	6-27				
P0416-003.....	3-47				
P0417-003.....	6-41				
P0417-003.....	11-24				
P0421-012.....	6-8				
P0421-012.....	6-27				
P0421-012.....	6-44				
P0506-012.....	6-10				
P0506-018.....	6-10				
P0506-020.....	6-11				
P0506-036.....	6-10				
P0506-038.....	6-10				
P0506-048.....	6-11				
P0506-090.....	6-10				
P0508-036.....	6-11				
P0508-084.....	6-10				

NOTES